

FY 03 through FY 05 Capital Budgets

Revenue Source	Fiscal Year			\$ Change FY 04 to FY 05
	2003 Budget	2004 Budget	2005 Budget	
Local				
Transfer from GF	\$15,626,993	\$3,383,995	\$7,769,070	\$4,385,075
Local Income Tax	7,204,068	7,935,072	7,685,380	(249,692)
Property Tax	3,520,350	3,715,250	3,412,216	(303,034)
Bonds	11,176,979	20,614,980	29,636,570	9,021,590
Bond Interest	650,000	0	0	0
Reallocated GF Transfer	496,218	3,450,000	126,000	(3,324,000)
Reallocated Airport Ent. Fund	19,250	0	0	0
Reallocated Local Income Tax	2,800,000	650,000	0	(650,000)
Impact Fee - Parks	724,163	1,790,505	740,533	(1,049,972)
Impact Fee - Schools	3,246,453	10,550,000	2,550,000	(8,000,000)
Reallocated Impact Fee - Parks	0	60,000	0	(60,000)
Ag Transfer Tax	500,000	850,000	800,000	(50,000)
Enterprise Fund/Airport	0	61,875	35,000	(26,875)
Enterprise Fund/Firearms	34,200	0	0	0
Water/Sewer Maintenance Fees	178,530	325,325	170,315	(155,010)
Water/Sewer Area Conn. Charges	526,100	709,450	961,945	252,495
LOCAL TOTAL	\$46,703,304	\$54,096,452	\$53,887,029	(\$209,423)
State				
Highway Administration	\$176,000	\$176,000	\$176,000	\$0
MD Dept. of Health & Ment. Hyg.	0	1,100,000	0	(1,100,000)
MD Higher Ed. Comm.	2,700,000	460,000	0	(460,000)
MD Aviation Admin.	15,000	25,000	55,000	30,000
MD Department of Aging	196,000	0	0	0
State Interagency Committee	13,642,086	4,013,000	4,623,000	610,000
Agriculture Preservation (MALPF)	600,000	400,000	300,000	(100,000)
Rural Legacy Grant	1,000,000	500,000	0	(500,000)
State Numbers Board	1,000,000	0	0	0
Program Open Space	702,384	446,249	337,500	(108,749)
STATE TOTAL	\$20,031,470	\$7,120,249	\$5,491,500	(\$1,628,749)
Federal				
Fed. Aviation Admin.	\$270,000	\$450,000	\$2,090,000	\$1,640,000
Federal Highway/Bridge	955,520	369,040	711,040	342,000
FEDERAL TOTAL	\$1,225,520	\$819,040	\$2,801,040	\$1,982,000

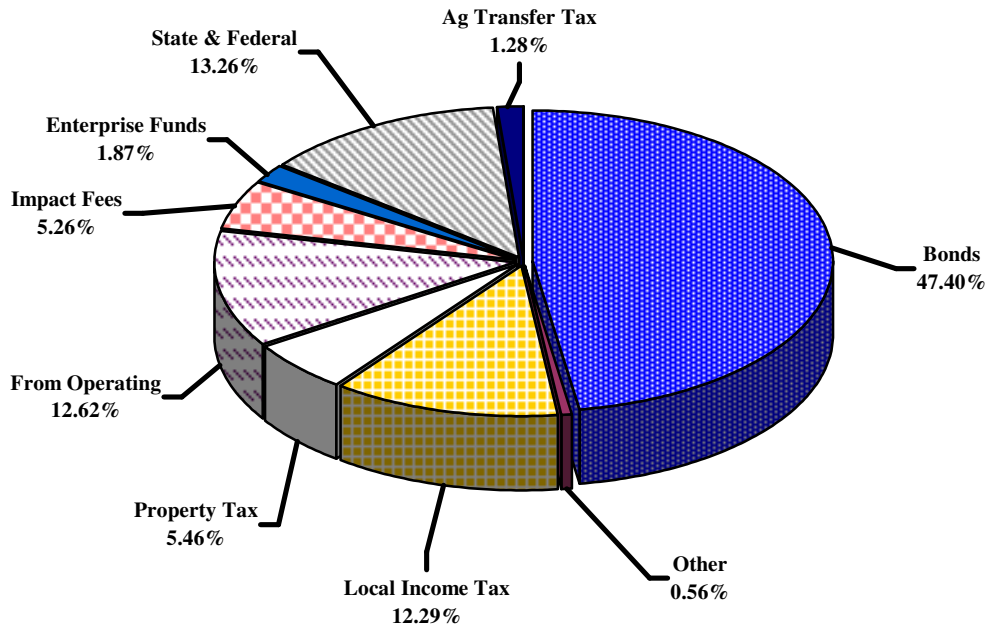
FY 03 through FY 05 Capital Budgets

Revenue Source	Fiscal Year			\$ Change FY 04 to FY 05
	2003 Budget	2004 Budget	2005 Budget	
Other				
Private	\$0	\$0	\$350,000	\$350,000
OTHER TOTAL	\$0	\$0	\$350,000	\$350,000
GRAND TOTAL SOURCES	\$67,960,294	\$62,035,741	\$62,529,569	\$493,828

Capital Budget Revenues

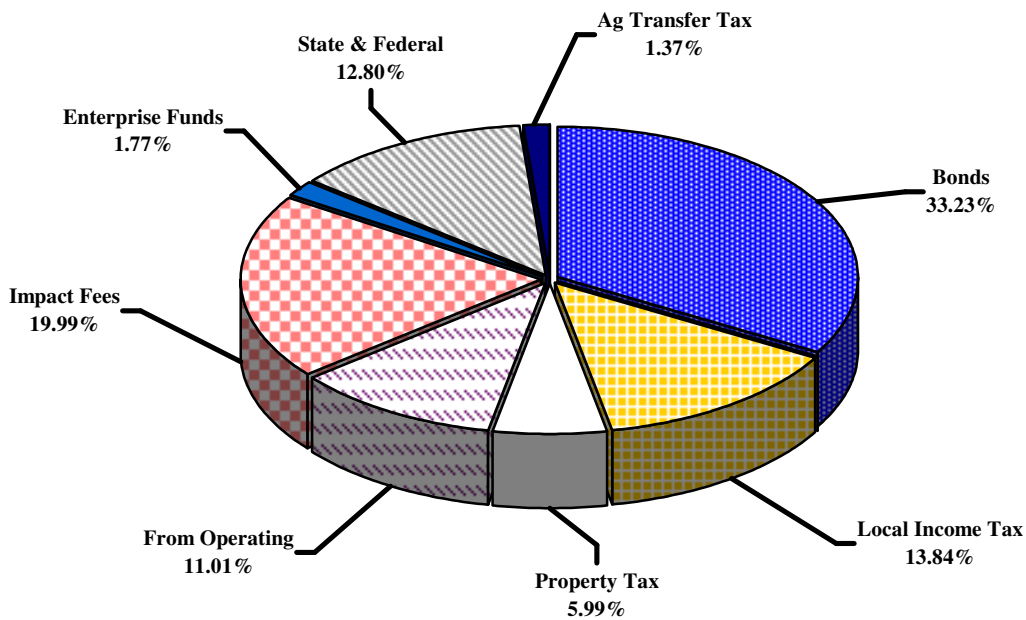
Fiscal Year 2005 Budget

\$62,529,569

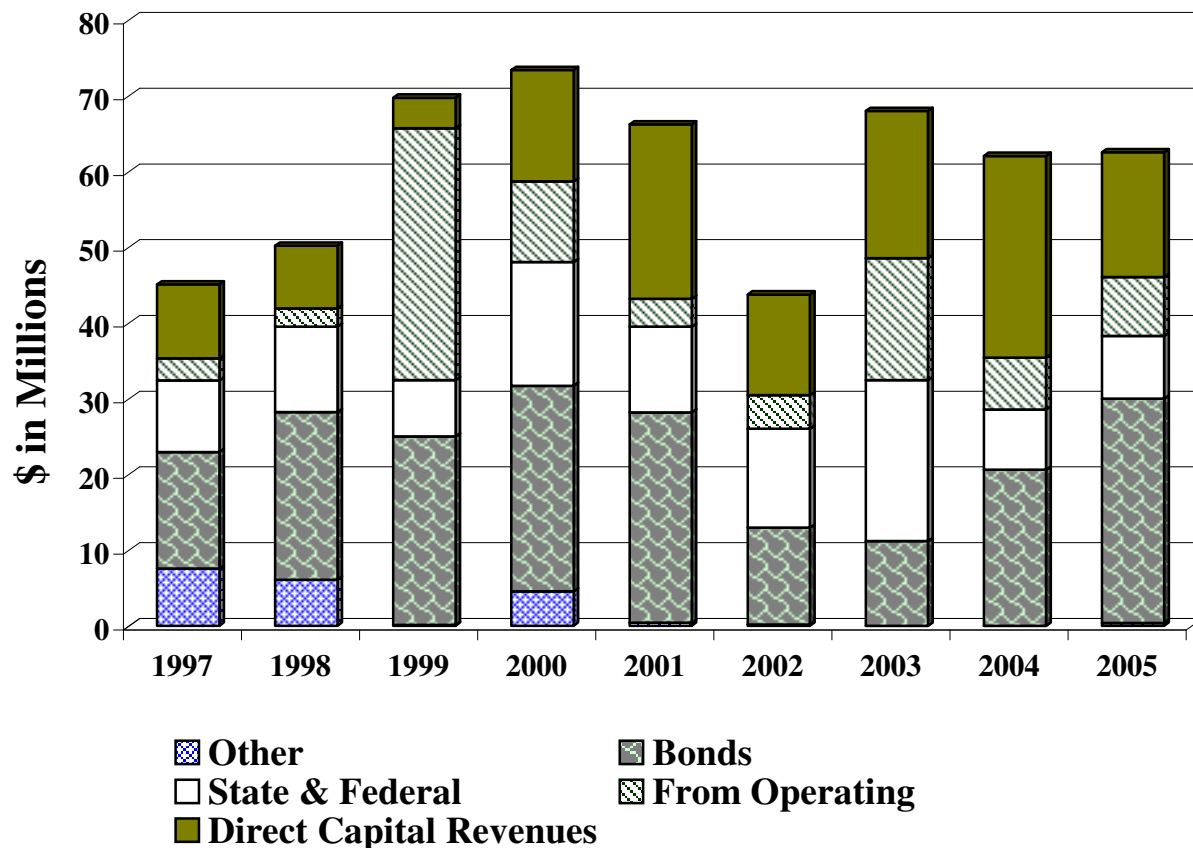


Fiscal Year 2004 Budget

\$62,035,741



Capital Budget Revenues



This chart shows the capital budget by revenue source.

From Operating represents current revenues from local sources transferred to the Capital Fund, including transfer from the General Fund, agriculture transfer tax, impact fees and enterprise funds.

State & Federal includes funds from sources such as the State School Construction Program, State Program Open Space, Maryland and Federal Aviation Administration and State Highway Administration.

Bonds include new and reallocated general obligation bonds.

Direct Capital Revenues include funds earmarked by the Commissioners for use in the Capital Fund. These revenues are appropriated directly to the Capital Fund rather than being transferred from the General Fund. Local income tax revenue collected, of approximately 9.1%, is appropriated for school construction. \$.03 of the real property tax rate revenue is dedicated to Roads projects and Agriculture Preservation and a portion will be used to pay debt service in the General Fund for Agriculture Preservation.

Other consists of revenues such as grants, developer contributions and private and community contributions.

FY 03 through FY 05 Capital Budgets

Appropriation Area	Fiscal Year			\$ Change FY 04 to FY 05
	2003 Budget	2004 Budget	2005 Budget	
General Government	\$11,048,960	\$9,146,830	\$14,482,869	\$5,336,039
Culture & Recreation	1,526,747	2,417,754	1,188,003	(1,229,751)
Public Works	10,282,150	10,148,285	13,172,700	3,024,415
Public Schools	34,572,607	25,878,072	16,006,080	(9,871,992)
Conservation & Open Space	8,117,150	10,767,150	12,133,400	1,366,250
Enterprise Funds	2,412,680	3,677,650	5,546,517	1,868,867
Grand Total Appropriations:	\$67,960,294	\$62,035,741	\$62,529,569	\$493,828

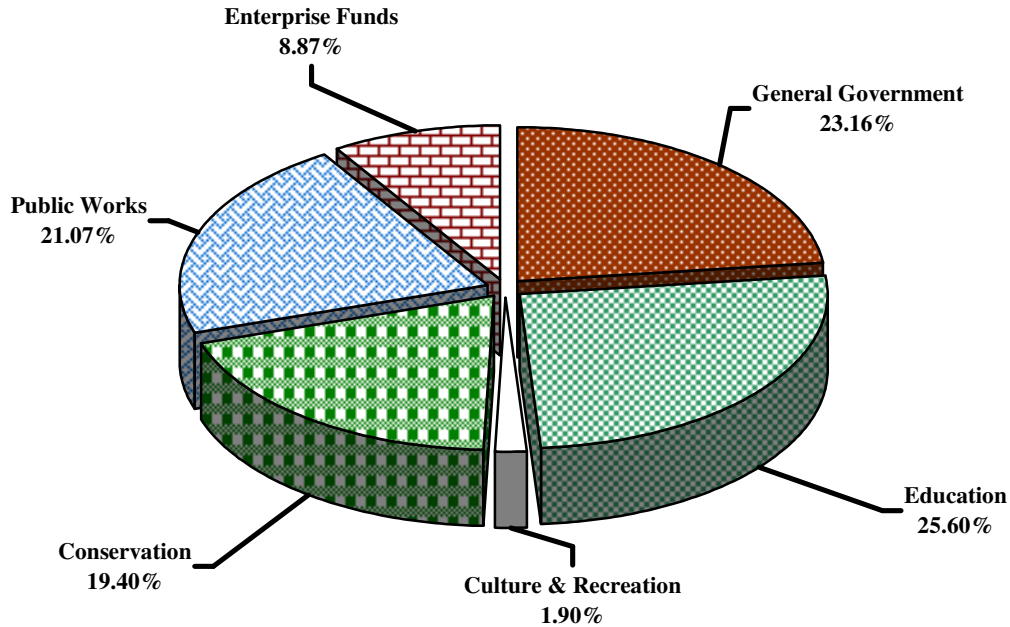
FY 03 through FY 05 Capital Budgets

Appropriation Area	Fiscal Year			\$ Change FY 04 to FY 05
	2003 Budget	2004 Budget	2005 Budget	
<u>General Government</u>				
Community College	\$5,264,742	\$1,910,000	\$717,500	(\$1,192,500)
County Facilities	4,571,635	3,439,550	5,026,350	1,586,800
Criminal Justice/Public Safety	260,000	62,500	6,650,930	6,588,430
Farm Museum	15,000	0	0	0
Emergency Services Training Center	121,040	1,600,000	162,145	(1,437,855)
General Government Unallocated	222,150	0	0	0
Libraries/Senior Centers	594,393	2,134,780	1,925,944	(208,836)
General Government Total	\$11,048,960	\$9,146,830	\$14,482,869	\$5,336,039
<u>Culture & Recreation</u>	\$1,526,747	\$2,417,754	\$1,188,003	(\$1,229,751)
<u>Public Works</u>				
Roads	\$8,887,750	\$9,411,985	\$11,523,900	\$2,111,915
Bridges	1,394,400	736,300	1,648,800	912,500
Public Works Total	\$10,282,150	\$10,148,285	\$13,172,700	\$3,024,415
<u>Public Schools</u>	\$34,572,607	\$25,878,072	\$16,006,080	(\$9,871,992)
<u>Conservation & Open Space</u>	\$8,117,150	\$10,767,150	\$12,133,400	\$1,366,250
<u>Enterprise Funds</u>				
Airport	\$319,250	\$1,361,875	\$2,210,000	\$848,125
Firearms	34,200	0	0	0
Solid Waste	0	800,000	0	(800,000)
Utilities	2,059,230	1,515,775	3,336,517	1,820,742
Enterprise Funds Total	\$2,412,680	\$3,677,650	\$5,546,517	\$1,868,867
Grand Total Appropriations:	\$67,960,294	\$62,035,741	\$62,529,569	\$493,828

Capital Budget Appropriations

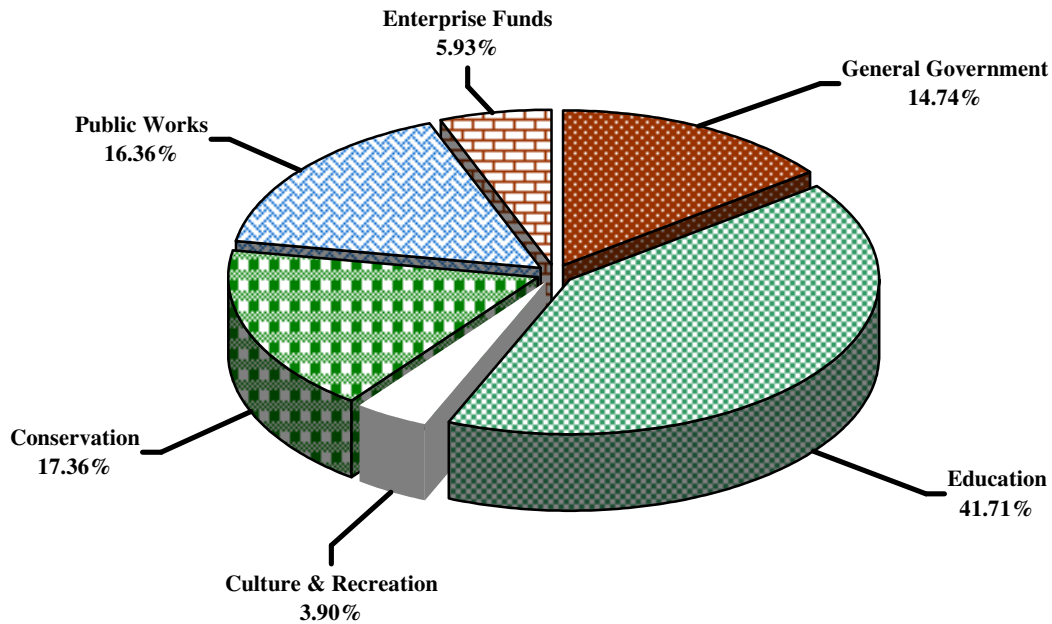
Fiscal Year 2005 Budget

\$62,529,569

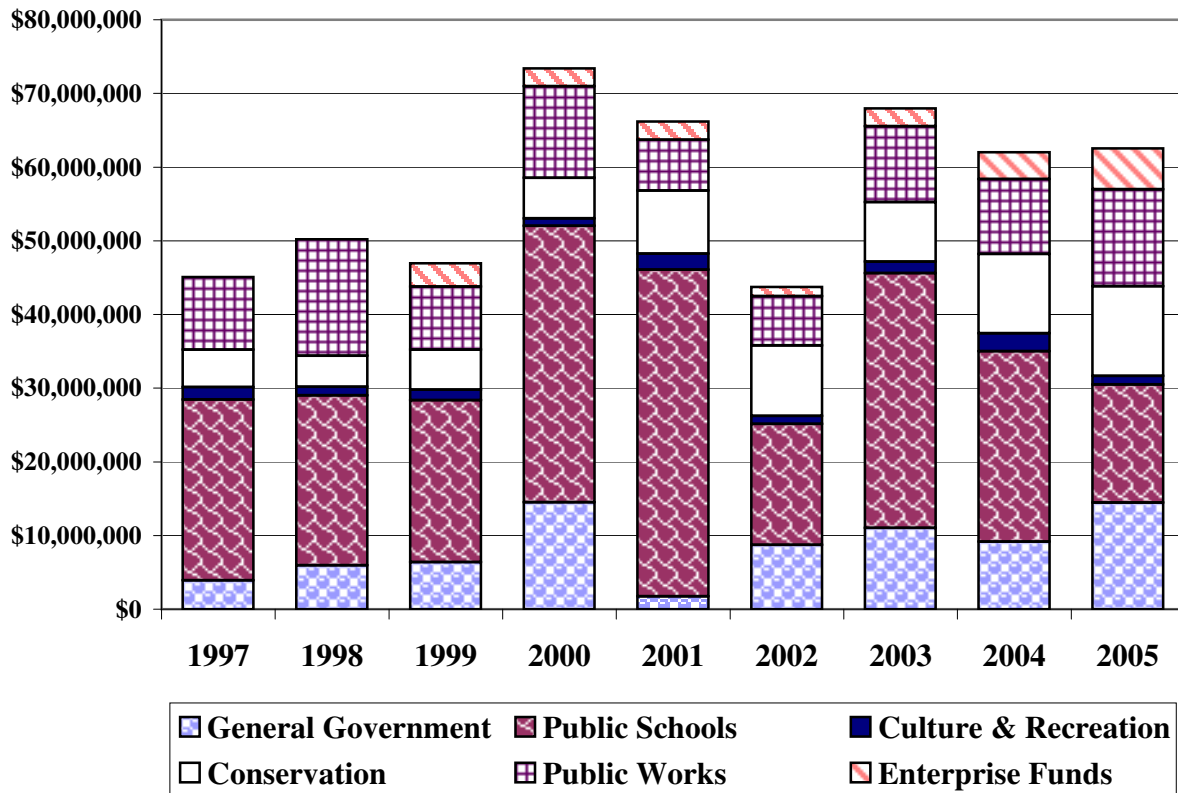


Fiscal Year 2004 Budget

\$62,035,741



Capital Budget Appropriations



This chart shows appropriations to the six principal aggregations in the Capital Budget for Fiscal Years 1997 through 2005.

General Government includes County buildings, Farm Museum, Emergency Services Training Center, Community College and Carroll County Public Library projects.

Culture and Recreation includes the purchase of land for parks, development of parks, ballfields and Self Help projects.

Public Works includes projects for the maintenance and construction of roads and bridges.

Public Schools includes school construction, renovation and modernization projects.

Conservation includes agricultural preservation and easement programs, reservoir land purchases, and acquisition of property for other County uses, which may include future roadway easements and public facilities.

Enterprise Funds include Airport, Firearms, Solid Waste, Septage and Utilities projects.

CAPITAL IMPROVEMENT PROGRAM FOR FISCAL YEAR 2005

Budget

	Source of Funding				
	Total 2005	Local		State	Federal & Other
		Other	Bonds		
<u>GENERAL GOVERNMENT FACILITIES</u>					
300 South Center Street Renovations	\$2,221,400	\$0	\$2,221,400	\$0	\$0
800 MHz Radio System Enhancements Phase 3	1,200,000	0	1,200,000	0	0
ADA - Facility Improvements	10,000	0	10,000	0	0
Carroll Community College - Nursing and Allied Health Facility	350,000	0	0	0	350,000
Carroll Community College - Technology Improvements	315,000	315,000	0	0	0
Carroll Community College - Telephone Replacement	52,500	52,500	0	0	0
Circuit Court - New Courtroom	33,000	0	33,000	0	0
County Building Systemic Renovations	157,500	78,750	78,750	0	0
County Technology Improvements	367,500	367,500	0	0	0
Detention Center Door Control System	82,150	82,150	0	0	0
Dry Hydrants and Water Tanks	250,500	10,500	240,000	0	0
Economic Development - Technology Infrastructure	1,000,000	1,000,000	0	0	0
Emergency Operations Center Relocation	557,016	0	557,016	0	0
Emergency Services Training Center - Storage Facility Pole Shed	162,145	0	162,145	0	0
Farm Museum Electrical Upgrade	13,200	0	13,200	0	0
GIS Digital Orthophotography	90,000	90,000	0	0	0
Government Campus Phone System Upgrade	80,000	80,000	0	0	0
Humane Society Kennel Area Floor and Wall Recoating	330,000	0	330,000	0	0
Information Technology System Computer Replacement	1,050,000	1,050,000	0	0	0
Library - Finksburg Branch and Headquarters	1,000,000	1,000,000	0	0	0
Library - Taneytown Branch Expansion	685,977	0	685,977	0	0
Library - Technology Replacement	105,000	105,000	0	0	0
Parking Lot Overlays	36,750	36,750	0	0	0
Senior Center - Westminster - Additional Parking	134,967	0	134,967	0	0
Sheriff Services Relocation	4,198,264	0	4,198,264	0	0
GENERAL GOVERNMENT TOTAL	\$14,482,869	\$4,268,150	\$9,864,719	\$0	\$350,000
<u>CULTURE AND RECREATION</u>					
Boxwood Drive Ballfield	\$150,494	\$150,494	\$0	\$0	\$0
Community Self-Help Projects	80,000	80,000	0	0	0
Freedom Park Multi-Purpose Field	102,894	102,894	0	0	0
Gillis Falls Park Development	350,800	350,800	0	0	0
Leister Park (formerly North Carroll Recreational Park)	70,000	70,000	0	0	0
Northwest Middle School Ballfields	49,970	49,970	0	0	0
Parkland Acquisition (POS) County	191,250	0	0	191,250	0
Parkland Development (POS) County	146,250	0	0	146,250	0
Piney Run Pavilion/Parking	33,220	33,220	0	0	0
Town Fund	13,125	13,125	0	0	0
CULTURE AND RECREATION TOTAL	\$1,188,003	\$850,503	\$0	\$337,500	\$0
<u>PUBLIC WORKS</u>					
- ROADS -					
Georgetown Boulevard	\$819,000	\$0	\$819,000	\$0	\$0
Gravel Roads	700,000	700,000	0	0	0
Highway Improvements	36,200	0	36,200	0	0
Jasontown Road	331,200	0	331,200	0	0
Low Volume Road Overlays	815,700	0	815,700	0	0
Monroe Avenue (Bennett to MD 32)	86,000	0	86,000	0	0
Obrecht Road (Gaither to MD 32)	1,715,500	0	1,715,500	0	0
Overlays	3,152,300	1,072,066	1,904,234	176,000	0
Rowe Road	560,300	0	560,300	0	0
Small Drainage Structures	52,500	0	52,500	0	0
Subdivision Overlays	2,841,500	923,000	1,918,500	0	0
Traffic Calming	80,000	0	80,000	0	0
Traffic Signal Installation	31,500	31,500	0	0	0
Watersville Road Improvements	302,200	0	302,200	0	0
ROADS TOTAL	\$11,523,900	\$2,726,566	\$8,621,334	\$176,000	\$0
Source of Funding					

	Total 2005	Local		State	Federal & Other
		Other	Bonds		
- BRIDGES -					
Bridge Inspection and Inventory	\$31,500	\$31,500	\$0	\$0	\$0
Bridge Maintenance and Structural Repairs	31,500	31,500	0	0	0
Cleaning and Painting of Existing Bridge Structural Steel	31,500	31,500	0	0	0
Keysville - Frederick County Road Bridge	312,000	312,000	0	0	0
Mumma Ford Road over Monocacy River	80,000	0	80,000	0	0
Silver Run Valley Road over Big Silver Run	461,300	0	92,260	0	369,040
Starners Dam Road over Monocacy River	186,000	0	186,000	0	0
Twin Arch Road Bridge	435,000	93,000	0	0	342,000
Warfieldsburg Road over Little Morgan Run	80,000	0	80,000	0	0
BRIDGES TOTAL	\$1,648,800	\$499,500	\$438,260	\$0	\$711,040
PUBLIC SCHOOLS					
North Carroll High School Growth	\$500,000	\$500,000	\$0	\$0	\$0
Parr's Ridge Elementary School	2,823,000	0	0	2,823,000	0
Barrier Free Modifications	26,250	26,250	0	0	0
Full Day Kindergarten	360,000	360,000	0	0	0
HVAC - Addition at Westminster West Middle School	3,354,744	1,554,744	0	1,800,000	0
HVAC - Improvements and Replacements	515,256	515,256	0	0	0
HVAC - Replacement at Hampstead Elementary School	30,000	30,000	0	0	0
Paving	252,500	252,500	0	0	0
Relocatable Classrooms	360,000	360,000	0	0	0
Roofing Improvements	105,000	105,000	0	0	0
Technology Improvements	731,000	731,000	0	0	0
Transfer to Operating Budget for BOE Debt Service	6,948,330	6,948,330	0	0	0
PUBLIC SCHOOLS TOTAL	\$16,006,080	\$11,383,080	\$0	\$4,623,000	\$0
CONSERVATION AND OPEN SPACE					
Agricultural Land Preservation	\$10,940,150	\$3,140,150	\$7,500,000	\$300,000	\$0
Land Bank	1,050,000	0	1,050,000	0	0
Roadway Evaluation Studies	26,250	26,250	0	0	0
Soil Survey	42,000	42,000	0	0	0
Watershed Assessment & Improvement (NPDES)	75,000	75,000	0	0	0
CONSERVATION AND OPEN SPACE TOTAL	\$12,133,400	\$3,283,400	\$8,550,000	\$300,000	\$0
ENTERPRISE FUNDS					
- AIRPORT -					
Land Acquisition	\$1,200,000	\$0	\$30,000	\$30,000	\$1,140,000
Lawn Maintenance Equipment	10,000	10,000	0	0	0
Master Plan Update	200,000	5,000	0	5,000	190,000
Obstruction Study and Tree Removal	800,000	20,000	0	20,000	760,000
AIRPORT TOTAL	\$2,210,000	\$35,000	\$30,000	\$55,000	\$2,090,000
- UTILITIES -					
Freedom/Hampstead - Water Meters	\$60,115	\$60,115	\$0	\$0	\$0
FSK Wastewater Pump Stations & Force Main	1,655,257	0	1,655,257	0	0
Hampstead Area Sewer Study	200,000	50,000	150,000	0	0
Hydrant Replacement	90,550	90,550	0	0	0
Hydraulic Looping	279,200	279,200	0	0	0
Obrecht Road Looping	410,795	410,795	0	0	0
Pleasant Valley Wastewater Treatment Plant Grinder	42,000	0	42,000	0	0
Poly Aluminum Chloride Facility	195,000	0	195,000	0	0
Ridge Road and Stafford Court	185,000	185,000	0	0	0
Shiloh Pumping Station	100,000	50,000	50,000	0	0
Sykesville Wastewater Pumping Station Replacement	78,600	78,600	0	0	0
Tank Painting	40,000	0	40,000	0	0
UTILITIES TOTAL	\$3,336,517	\$1,204,260	\$2,132,257	\$0	\$0
ENTERPRISE FUNDS TOTAL	\$5,546,517	\$1,239,260	\$2,162,257	\$55,000	\$2,090,000
GRAND TOTAL USES	\$62,529,569	\$24,250,459	\$29,636,570	\$5,491,500	\$3,151,040

CAPITAL IMPROVEMENT PROGRAM - Schedule of Reappropriations
Fiscal Year 2005
Budget

Reappropriations may occur when there are budgeted funds from a completed project or when there is an unallocated project that holds funds for a future use. For example, the State has included funding in FY 05 for Parr's Ridge Elementary School, therefore \$2.8 million of local funds are available for reappropriation.

Project		Amount/Source		
From	To	Current	Bonds	Other
9969 Overlays 02	9051 Traffic Signal Installation	\$31,500.00		
9969 Overlays 02	9684 Bridge Inspections	31,500.00		
9969 Overlays 02	9882 Bridge Maintenance	31,500.00		
9969 Overlays 02	9686 Cleaning/Painting Existing Bridges	31,500.00		
8034 Parr's Ridge Elementary School	9850 School Construction General	2,823,000.00		
6334 FW 12" Mains	6395 Ridge Road & Stafford Court	113,000.00		
6362 FSKWWTP	6391 FSK WW Pump Station & Force Main	263,800.00		
	TOTALS	\$3,325,800.00	\$0.00	\$0.00
	REAPPROPRIATED TOTAL	\$3,325,800.00		

CAPITAL IMPROVEMENT PROGRAM FOR FISCAL YEARS 2005 TO 2010

Budget

	Fiscal Year						Prior Allocation	Balance to Complete	Total Project Cost
	2005	2006	2007	2008	2009	2010			
GENERAL GOVERNMENT:									
300 South Center Street Renovations	\$2,221,400	\$0	\$0	\$0	\$0	\$0	\$232,652	\$0	\$2,454,052
800 MHz Radio System Enhancements Phase 3	1,200,000	0	0	0	0	0	0	0	1,200,000
ADA - Facility Improvements	10,000	10,000	10,000	10,000	10,000	10,000	0	0	60,000
Carroll Community College - Classroom Building 4	0	0	1,076,469	17,193,777	0	0	0	0	18,270,246
Carroll Community College - Nursing and Allied Health Facility	350,000	0	0	0	0	0	6,052,441	0	6,402,441
Carroll Community College - Parking Lot Addition	0	1,033,495	0	0	0	0	0	0	1,033,495
Carroll Community College - Technology Improvements	315,000	315,000	330,750	330,750	350,000	350,000	0	0	1,991,500
Carroll Community College - Telephone Replacement	52,500	0	0	0	0	0	0	0	52,500
Circuit Court - New Courtroom	33,000	704,000	0	0	0	0	0	0	737,000
Citizen Services - Administrative Office Renovation	0	0	0	0	0	92,689	0	0	92,689
County Building Systemic Renovations	157,500	157,500	165,375	165,375	175,000	175,000	0	0	995,750
County Technology Improvements	367,500	367,500	385,875	385,875	405,169	405,169	0	0	2,317,088
Detention Center Door Control System	82,150	0	0	0	0	0	0	0	82,150
Dry Hydrants and Water Tanks	250,500	250,500	263,000	263,000	276,200	276,200	0	0	1,579,400
Economic Development - Technology Infrastructure	1,000,000	0	0	0	0	0	0	0	1,000,000
Emergency Operations Center Relocation	557,016	0	0	0	0	0	4,200,000	0	4,757,016
Emergency Services Training Center - Haz. Mat. Training Alley	0	19,968	0	0	0	0	150,282	0	170,250
Emergency Services Training Center - Storage Facility Pole Shed	162,145	0	0	0	0	0	0	0	162,145
Emergency Services Training Center - Training Trench	0	0	25,600	0	0	0	0	0	25,600
Farm Museum Electrical Upgrade	13,200	168,960	0	0	0	0	0	0	182,160
Farm Museum Upgrades/Restorations	0	0	50,000	60,000	0	0	0	0	110,000
Fleet Management - Lift Replacements	0	42,750	0	0	0	0	76,115	0	118,865
GIS Digital Orthophotography	90,000	0	0	0	0	90,000	0	0	180,000
Government Campus Phone System Upgrade	80,000	0	0	0	0	0	0	0	80,000
Humane Society Kennel Area Floor and Wall Recoating	330,000	0	0	0	0	0	0	0	330,000
Information Technology System Computer Replacement	1,050,000	0	0	0	0	0	701,416	0	1,751,416
Library - Finksburg Branch and Headquarters	1,000,000	0	0	0	0	0	3,947,035	0	4,947,035
Library - Taneytown Branch Expansion	685,977	0	0	0	0	0	32,800	0	718,777
Library - Technology Replacement	105,000	105,000	110,250	110,250	115,765	115,765	0	0	662,030
Library - Telephone Replacement	0	0	0	0	0	170,000	0	0	170,000
New Detention Center	0	0	0	0	1,339,385	24,329,663	0	0	25,669,048
Parking Lot Overlays	36,750	36,750	38,590	38,590	40,520	40,520	0	0	231,720
Senior Center - Mt. Airy Multi-Purpose Room	0	0	0	281,796	0	0	0	0	281,796
Senior Center - North Carroll	0	0	0	0	0	148,619	0	3,548,778	3,697,397
Senior Center - South Carroll	0	3,215,595	0	0	0	0	126,000	0	3,341,595
Senior Center - Taneytown - Additional Parking	0	0	0	0	0	74,479	0	0	74,479
Senior Center - Westminster - Additional Parking	134,967	0	0	0	0	0	0	0	134,967
Sheriff Services Relocation	4,198,264	0	0	0	0	0	0	0	4,198,264
Winchester Building Elevator	0	131,340	0	0	0	0	0	0	131,340
GENERAL GOVERNMENT TOTAL	\$14,482,869	\$6,558,358	\$2,455,909	\$18,839,413	\$2,712,039	\$26,278,104	\$15,518,741	\$3,548,778	\$90,394,211
SOURCES OF FUNDING:									
Transfer from General Fund	\$4,268,150	\$956,250	\$1,008,490	\$958,490	\$1,010,529	\$1,270,529	\$4,839,495	\$0	\$14,311,933
Bonds	9,864,719	4,398,547	818,761	7,727,040	1,701,510	25,007,575	6,204,246	3,144,778	58,867,176
Transfer from IDA	0	0	0	0	0	0	200,000	0	200,000
MD Higher Ed. Comm.	0	603,561	628,658	10,041,165	0	0	3,160,000	0	14,433,384
MD Dept of Aging	0	600,000	0	112,718	0	0	0	404,000	1,116,718
State Numbers Board	0	0	0	0	0	0	1,000,000	0	1,000,000
Private	350,000	0	0	0	0	0	115,000	0	465,000
GENERAL GOVERNMENT TOTAL	\$14,482,869	\$6,558,358	\$2,455,909	\$18,839,413	\$2,712,039	\$26,278,104	\$15,518,741	\$3,548,778	\$90,394,211

CAPITAL IMPROVEMENT PROGRAM FOR FISCAL YEARS 2005 TO 2010

Budget

	Fiscal Year						Prior Allocation	Balance to Complete	Total Project Cost
	2005	2006	2007	2008	2009	2010			
CULTURE AND RECREATION:									
Bark Hill Ballfields	\$0	\$235,715	\$0	\$0	\$0	\$0	\$0	\$0	\$235,715
Boxwood Drive Ballfield	150,494	0	0	0	0	0	0	0	150,494
Community Self-Help Projects	80,000	80,000	80,000	80,000	80,000	80,000	0	0	480,000
Deer Park Linear Trail	0	0	62,750	0	0	0	0	0	62,750
Deer Park Practice Field	0	0	0	0	0	94,095	0	0	94,095
Freedom Elementary Ballfield Renovations	0	50,000	0	0	0	0	0	0	50,000
Freedom Park Multi-Purpose Field	102,894	0	0	0	0	0	0	0	102,894
Freedom Park Shelters/Play Equipment	0	0	0	57,000	0	0	0	0	57,000
Gillis Falls Park Development	350,800	0	0	0	0	0	551,230	0	902,030
Leister Park (formerly North Carroll Recreational Park)	70,000	350,000	411,600	0	0	0	1,106,931	0	1,938,531
Middlebrooke Trail	0	0	0	0	0	118,338	0	0	118,338
Northwest Middle School Ballfields	49,970	0	0	0	0	0	14,321	0	64,291
Parking Lot Construction	0	0	0	75,950	0	0	0	0	75,950
Parkland Acquisition (POS) County	191,250	191,250	191,250	340,000	340,000	340,000	0	0	1,593,750
Parkland Development (POS) County	146,250	140,987	146,250	260,000	260,000	260,000	0	0	1,213,487
Piney Run Nature Center Additions	0	53,900	0	0	0	0	0	0	53,900
Piney Run Pavilion/Parking	33,220	0	0	0	0	0	0	0	33,220
Piney Run Upper Comfort Station	0	0	0	0	89,294	0	0	0	89,294
Piney Run/Bennett Cerf Parks Tennis Court Resurfacing	0	0	0	0	86,570	0	0	0	86,570
Tot Lot Replacement	0	0	0	45,000	0	0	60,000	0	105,000
Town Fund	13,125	13,125	13,125	19,200	19,200	19,200	0	0	96,975
Union Mills Homestead Flume Restoration	0	0	0	85,366	0	0	0	0	85,366
CULTURE AND RECREATION TOTAL	\$1,188,003	\$1,114,977	\$904,975	\$962,516	\$875,064	\$911,633	\$1,732,482	\$0	\$7,689,650
SOURCES OF FUNDING:									
Transfer from General Fund	\$109,970	\$110,000	\$60,000	\$156,616	\$81,645	\$60,000	\$47,321	\$0	\$625,552
Impact Fee - Parks	740,533	467,383	373,200	143,650	61,523	162,880	313,938	0	2,263,107
POS - Land Acquisition	191,250	191,250	191,250	340,000	340,000	340,000	1,105,173	0	2,698,923
POS - Park Development	146,250	346,344	280,525	322,250	391,896	348,753	266,050	0	2,102,068
CULTURE AND RECREATION TOTAL	\$1,188,003	\$1,114,977	\$904,975	\$962,516	\$875,064	\$911,633	\$1,732,482	\$0	\$7,689,650

CAPITAL IMPROVEMENT PROGRAM FOR FISCAL YEARS 2005 TO 2010

Budget

	Fiscal Year						Prior Allocation	Balance to Complete	Total Project Cost
	2005	2006	2007	2008	2009	2010			
ROADS:									
Boxwood Drive Extended	\$0	\$0	\$0	\$0	\$91,400	\$268,300	\$0	\$0	\$359,700
Georgetown Boulevard	819,000	1,151,700	0	0	0	0	100,000	0	2,070,700
Gravel Roads	700,000	0	0	0	0	0	500,000	0	1,200,000
Highway Improvements	36,200	0	0	0	0	231,500	0	0	267,700
Jasontown Road	331,200	0	0	0	0	0	80,000	0	411,200
Low Volume Road Overlays	815,700	741,800	766,400	791,900	762,900	815,200	0	0	4,693,900
Monroe Avenue (Bennett to MD 32)	86,000	340,000	974,300	0	0	0	0	0	1,400,300
Obrecht Road (Gaither to MD 32)	1,715,500	0	0	0	0	0	170,605	0	1,886,105
Overlays	3,152,300	3,739,200	4,029,400	3,615,000	3,500,000	3,582,400	0	0	21,618,300
Rowe Road	560,300	0	0	0	0	0	146,800	0	707,100
Small Drainage Structures	52,500	38,200	0	39,500	0	57,900	0	0	188,100
South Carroll Middle School Road Improvements	0	25,000	175,000	0	0	0	0	0	200,000
Springdale Avenue Relocated	0	0	0	0	0	111,700	0	0	111,700
Subdivision Overlays	2,841,500	958,900	1,038,900	1,123,400	1,259,700	1,131,500	0	0	8,353,900
Traffic Calming	80,000	80,000	0	0	0	0	0	0	160,000
Traffic Signal Installation	31,500	31,500	0	33,100	34,700	34,700	0	0	165,500
Watersville Road Improvements	302,200	0	0	0	0	0	96,000	0	398,200
Westminster Area Alternative Road Plan	0	250,000	438,000	3,250,000	1,670,000	0	3,750,000	29,265,434	38,623,434
ROADS TOTAL	\$11,523,900	\$7,356,300	\$7,422,000	\$8,852,900	\$7,318,700	\$6,233,200	\$4,843,405	\$29,265,434	\$82,815,839
SOURCES OF FUNDING:									
Transfer from General Fund	\$1,623,000	\$31,500	\$0	\$33,100	\$34,700	\$34,700	\$596,000	\$0	\$2,353,000
Property Tax	1,072,066	1,345,038	1,639,165	1,925,417	2,231,707	2,559,437	0	0	10,772,830
Bonds	8,621,334	5,803,762	5,606,835	6,718,383	4,876,293	3,463,063	4,247,405	29,265,434	68,602,509
Reallocated GF Transfer	31,500	0	0	0	0	0	0	0	31,500
Highway Administration	176,000	176,000	176,000	176,000	176,000	176,000	0	0	1,056,000
ROADS TOTAL	\$11,523,900	\$7,356,300	\$7,422,000	\$8,852,900	\$7,318,700	\$6,233,200	\$4,843,405	\$29,265,434	\$82,815,839

CAPITAL IMPROVEMENT PROGRAM FOR FISCAL YEARS 2005 TO 2010

Budget

	Fiscal Year						Prior Allocation	Balance to Complete	Total Project Cost
	2005	2006	2007	2008	2009	2010			
BRIDGES:									
Bollinger Road over Beaver Run	\$0	\$0	\$90,000	\$0	\$248,700	\$0	\$0	\$0	\$338,700
Bridge Inspection and Inventory	31,500	0	33,100	0	34,800	0	0	0	99,400
Bridge Maintenance and Structural Repairs	31,500	31,500	33,100	33,100	34,700	34,700	0	0	198,600
Cleaning and Painting of Existing Bridge Structural Steel	31,500	31,500	33,100	33,100	34,700	34,700	0	0	198,600
Falls Road over Indian Run	0	0	90,000	223,600	0	0	0	0	313,600
Grand Valley Road over unnamed stream	0	0	0	90,000	0	249,800	0	0	339,800
Keysville - Frederick County Road Bridge	312,000	0	0	0	0	0	0	0	312,000
Mumma Ford Road over Monocacy River	80,000	0	0	0	0	0	30,000	0	110,000
Silver Run Valley Road over Big Silver Run	461,300	0	0	0	0	0	125,000	0	586,300
Starners Dam Road over Monocacy River	186,000	0	0	0	0	0	55,000	0	241,000
Twin Arch Road Bridge	435,000	0	0	0	0	0	0	0	435,000
Warfieldsburg Road over Little Morgan Run	80,000	223,600	0	0	0	0	0	0	303,600
BRIDGES TOTAL	\$1,648,800	\$286,600	\$279,300	\$379,800	\$352,900	\$319,200	\$210,000	\$0	\$3,476,600
SOURCES OF FUNDING:									
Transfer from General Fund	\$405,000	\$63,000	\$99,300	\$66,200	\$104,200	\$69,400	\$0	\$0	\$807,100
Bonds	438,260	223,600	108,000	313,600	49,740	249,800	114,000	0	1,497,000
Reallocated GF Transfer	94,500	0	0	0	0	0	0	0	94,500
Federal Highway/Bridge	711,040	0	72,000	0	198,960	0	96,000	0	1,078,000
BRIDGES TOTAL	\$1,648,800	\$286,600	\$279,300	\$379,800	\$352,900	\$319,200	\$210,000	\$0	\$3,476,600

Public Works Summary

CAPITAL IMPROVEMENT PROGRAM FOR FISCAL YEARS 2005 TO 2010

	Fiscal Year						Prior Allocation	Balance to Complete	Total Project Cost
	2005	2006	2007	2008	2009	2010			
PUBLIC WORKS									
Roads	\$11,523,900	\$7,356,300	\$7,422,000	\$8,852,900	\$7,318,700	\$6,233,200	\$4,843,405	\$29,265,434	\$82,815,839
Bridges	1,648,800	286,600	279,300	379,800	352,900	319,200	210,000	0	3,476,600
PUBLIC WORKS TOTAL	\$13,172,700	\$7,642,900	\$7,701,300	\$9,232,700	\$7,671,600	\$6,552,400	\$5,053,405	\$29,265,434	\$86,292,439
SOURCES OF FUNDING									
Transfer from General Fund	\$2,028,000	\$94,500	\$99,300	\$99,300	\$138,900	\$104,100	\$596,000	\$0	\$3,160,100
Property Tax	1,072,066	1,345,038	1,639,165	1,925,417	2,231,707	2,559,437	0	0	10,772,830
Bonds	9,059,594	6,027,362	5,714,835	7,031,983	4,926,033	3,712,863	4,361,405	29,265,434	70,099,509
Reallocated GF Transfer	126,000	0	0	0	0	0	0	0	126,000
Highway Administration	176,000	176,000	176,000	176,000	176,000	176,000	0	0	1,056,000
Federal Highway/Bridge	711,040	0	72,000	0	198,960	0	96,000	0	1,078,000
PUBLIC WORKS TOTAL	\$13,172,700	\$7,642,900	\$7,701,300	\$9,232,700	\$7,671,600	\$6,552,400	\$5,053,405	\$29,265,434	\$86,292,439

CAPITAL IMPROVEMENT PROGRAM FOR FISCAL YEARS 2005 TO 2010

Budget

	Fiscal Year						Prior Allocation	Balance to Complete	Total Project Cost
	2005	2006	2007	2008	2009	2010			
PUBLIC SCHOOLS:									
<u>New Construction, Additions, Modernizations</u>									
Charles Carroll Elementary Modernization	\$0	\$0	\$0	\$0	\$0	\$513,003	\$0	\$9,102,921	\$9,615,924
Freedom Elementary School Modernization/Replacement	0	0	546,374	9,705,616	0	0	0	0	10,251,990
North Carroll High School Growth	500,000	0	0	0	0	0	0	0	500,000
Parr's Ridge Elementary School	2,823,000	0	0	0	0	0	11,917,355	0	14,740,355
South Carroll Area Middle School	0	1,344,616	24,275,184	0	0	0	30,000	0	25,649,800
William Winchester ES Modernization	0	0	0	0	614,403	10,915,194	0	0	11,529,597
Construction Total	\$3,323,000	\$1,344,616	\$24,821,558	\$9,705,616	\$614,403	\$11,428,197	\$11,947,355	\$9,102,921	\$72,287,666
<u>Other Projects</u>									
Barrier Free Modifications	\$26,250	\$26,250	\$27,560	\$27,560	\$28,940	\$28,940	\$0	\$0	\$165,500
Construction Scope Studies	0	0	30,000	30,000	30,000	30,000	0	0	120,000
Full Day Kindergarten	360,000	6,264,000	4,400,000	0	0	0	60,000	0	11,084,000
HVAC - Addition at Westminster West Middle School	3,354,744	1,624,903	0	0	0	0	0	0	4,979,647
HVAC - Improvements and Replacements	515,256	2,783,682	2,205,000	2,205,000	2,315,000	2,315,000	551,819	0	12,890,757
HVAC - Replacement at Hampstead Elementary School	30,000	0	0	0	0	0	0	0	30,000
Long Range Career and Technology Center Plan	0	40,000	0	0	0	0	0	0	40,000
Paving	252,500	52,500	55,125	55,125	57,880	57,880	0	0	531,010
Relocatable Classrooms	360,000	360,000	360,000	360,000	360,000	360,000	0	0	2,160,000
Roofing Improvements	105,000	105,000	110,250	110,250	115,765	115,765	0	0	662,030
Systemic Renovation - Re-Roofing Projects	0	0	633,903	498,876	377,168	654,493	0	0	2,164,440
Technology Improvements	731,000	231,000	242,550	242,550	254,675	254,675	0	0	1,956,450
Transfer to Operating Budget for BOE Debt Service	6,948,330	6,892,378	7,256,425	8,050,478	8,329,530	8,254,545	0	0	45,731,686
Other Projects Total	\$12,683,080	\$18,379,713	\$15,320,813	\$11,579,839	\$11,868,958	\$12,071,298	\$611,819	\$0	\$82,515,520
PUBLIC SCHOOLS TOTAL	\$16,006,080	\$19,724,329	\$40,142,371	\$21,285,455	\$12,483,361	\$23,499,495	\$12,559,174	\$9,102,921	\$154,803,186
SOURCES OF FUNDING:									
Transfer from General Fund	\$1,147,700	\$696,000	\$712,800	\$712,800	\$730,440	\$730,440	\$0	\$0	\$4,730,180
Local Income Tax	7,685,380	9,825,128	12,508,297	9,625,058	8,873,525	12,858,673	860,132	2,162,439	64,398,632
Bonds	0	3,000,000	9,000,000	5,000,000	0	4,000,000	2,000,000	3,000,000	26,000,000
Bond Interest	0	0	30,000	135,000	135,000	30,000	87,229	0	417,229
Impact Fee - Parks	0	0	0	0	0	0	738,360	0	738,360
Impact Fee - Schools	2,550,000	3,894,616	17,550,000	2,550,000	2,550,000	2,550,000	5,873,453	0	37,518,069
State Interagency Committee	4,623,000	2,308,585	341,274	3,262,597	194,396	3,330,382	3,000,000	3,940,482	21,000,716
PUBLIC SCHOOLS TOTAL	\$16,006,080	\$19,724,329	\$40,142,371	\$21,285,455	\$12,483,361	\$23,499,495	\$12,559,174	\$9,102,921	\$154,803,186

CAPITAL IMPROVEMENT PROGRAM FOR FISCAL YEARS 2005 TO 2010

Budget

	Fiscal Year						Prior Allocation	Balance to Complete	Total Project Cost
	2005	2006	2007	2008	2009	2010			
CONSERVATION AND OPEN SPACE:									
Agricultural Land Preservation	\$10,940,150	\$10,183,317	\$9,565,483	\$8,965,983	\$3,022,317	\$2,950,000	\$0	\$0	\$45,627,250
Land Bank	1,050,000	1,050,000	1,102,500	1,102,500	1,157,625	1,157,625	0	0	6,620,250
Roadway Evaluation Studies	26,250	26,250	27,560	27,560	28,935	28,935	0	0	165,490
Soil Survey	42,000	0	0	0	0	0	168,000	0	210,000
Watershed Assessment & Improvement (NPDES)	75,000	75,000	75,000	75,000	0	0	0	0	300,000
CONSERVATION AND OPEN SPACE TOTAL	\$12,133,400	\$11,334,567	\$10,770,543	\$10,171,043	\$4,208,877	\$4,136,560	\$168,000	\$0	\$52,922,990
SOURCES OF FUNDING:									
Transfer from General Fund	\$143,250	\$101,250	\$102,560	\$102,560	\$28,935	\$28,935	\$168,000	\$0	\$675,490
Property Tax	2,340,150	1,733,317	1,115,483	515,983	72,317	0	0	0	5,777,250
Bonds	8,550,000	8,550,000	8,602,500	8,602,500	3,157,625	3,157,625	0	0	40,620,250
Ag Transfer Tax	800,000	350,000	350,000	350,000	350,000	350,000	0	0	2,550,000
Agricultural Preservation	300,000	600,000	600,000	600,000	600,000	600,000	0	0	3,300,000
CONSERVATION AND OPEN SPACE TOTAL	\$12,133,400	\$11,334,567	\$10,770,543	\$10,171,043	\$4,208,877	\$4,136,560	\$168,000	\$0	\$52,922,990

CAPITAL IMPROVEMENT PROGRAM FOR FISCAL YEARS 2005 TO 2010

Budget

	Fiscal Year						Prior Allocation	Balance to Complete	Total Project Cost
	2005	2006	2007	2008	2009	2010			
AIRPORT ENTERPRISE:									
Fuel Farm - Additional Jet A Fuel Storage	\$0	\$0	\$0	\$105,000	\$0	\$0	\$0	\$0	\$105,000
High Intensity Runway Lights	0	0	80,000	0	0	0	0	0	80,000
Land Acquisition	1,200,000	0	0	0	0	0	0	0	1,200,000
Lawn Maintenance Equipment	10,000	0	0	0	0	0	0	0	10,000
Master Plan Update	200,000	0	0	0	0	0	0	0	200,000
Obstruction Study and Tree Removal	800,000	800,000	0	0	0	0	150,000	0	1,750,000
PAPI	0	0	75,555	0	0	0	0	0	75,555
Security System	0	0	0	0	106,050	0	0	0	106,050
Terminal Building Expansion	0	0	0	0	0	381,950	0	0	381,950
T-Hangar Painting, Roof and Siding Repairs	0	0	187,000	0	0	0	0	0	187,000
AIRPORT ENTERPRISE TOTAL	\$2,210,000	\$800,000	\$342,555	\$105,000	\$106,050	\$381,950	\$150,000	\$0	\$4,095,555
SOURCES OF FUNDING:									
Bonds	\$30,000	\$0	\$170,000	\$0	\$60,000	\$381,950	\$0	\$0	\$641,950
Enterprise Fund - Airport	35,000	20,000	20,890	2,625	46,050	0	7,500	0	132,065
MD Aviation Admin.	55,000	20,000	3,890	2,625	0	0	7,500	0	89,015
Fed. Aviation Admin.	2,090,000	760,000	147,775	99,750	0	0	135,000	0	3,232,525
AIRPORT ENTERPRISE TOTAL	\$2,210,000	\$800,000	\$342,555	\$105,000	\$106,050	\$381,950	\$150,000	\$0	\$4,095,555

CAPITAL IMPROVEMENT PROGRAM FOR FISCAL YEARS 2005 TO 2010

Budget

	Fiscal Year						Prior Allocation	Balance to Complete	Total Project Cost
	2005	2006	2007	2008	2009	2010			
UTILITIES ENTERPRISE:									
Clarifier Painting/Reconditioning	\$0	\$0	\$115,500	\$1,040,050	\$0	\$0	\$0	\$0	\$1,155,550
Freedom Area Sewer Study Update	0	75,000	0	0	0	0	0	0	75,000
Freedom Wastewater Treatment Plant Upgrade	0	111,315	556,574	679,016	0	0	0	0	1,346,905
Freedom Water Treatment Plant Upgrade and Expansion	0	0	0	0	0	0	14,279,237	0	14,279,237
Freedom/Hampstead - Water Meters	60,115	63,120	66,272	69,600	71,340	73,123	0	1,135,155	1,538,725
FSK Wastewater Pump Stations & Force Main	1,655,257	0	0	0	0	0	263,800	0	1,919,057
Gaither Road 8" Sewer Line	0	0	23,850	101,500	0	1,091,546	0	0	1,216,896
Gaither Road 8" Water Main	0	0	0	248,750	0	1,368,070	0	0	1,616,820
Hampstead Area Sewer Study	200,000	0	0	0	0	0	0	0	200,000
Hydrant Replacement	90,550	90,550	92,820	92,820	95,150	95,150	0	989,270	1,546,310
Hydraulic Looping	279,200	577,150	0	50,000	50,000	363,000	243,800	661,302	2,224,452
Lake Forest Pumping Station Dimmonneuter (Grinder)	0	0	75,337	0	0	0	0	0	75,337
New Force Main & Gravity Sewer Main to North Station	0	0	43,750	637,500	0	0	0	0	681,250
Obrecht Road Looping	410,795	0	0	0	0	0	68,000	0	478,795
Pine Hill Wastewater Pumping Station Upgrade	0	123,200	0	844,910	0	0	0	0	968,110
Piney Run Wastewater Pump Station Renovation	0	1,092,195	1,092,195	0	0	0	311,400	0	2,495,790
Pleasant Valley Backup Well	0	100,000	0	0	0	44,963	175,037	0	320,000
Pleasant Valley Wastewater Treatment Plant Grinder	42,000	0	0	0	0	0	0	0	42,000
Poly Aluminum Chloride Facility	195,000	630,000	0	0	0	0	0	0	825,000
Programmable Logic Controller	0	272,679	0	0	0	0	35,900	0	308,579
Ridge Road at Stafford Court	185,000	0	0	0	0	0	0	0	185,000
Shiloh Pumping Station	100,000	0	0	0	0	0	12,000	0	112,000
Snowden's Run Pumping Station Dimmonneuter (Grinder)	0	73,500	0	0	0	0	0	0	73,500
Sykesville Elevated Water Storage Tank #6	0	333,550	1,832,137	0	0	0	62,000	0	2,227,687
Sykesville Wastewater Pumping Station Replacement	78,600	150,000	872,900	0	0	0	0	0	1,101,500
Tank Painting	40,000	40,000	40,000	40,000	40,000	40,000	0	0	240,000
Waste Sludge Operations	0	0	140,428	459,200	0	0	0	0	599,628
UTILITIES ENTERPRISE TOTAL	\$3,336,517	\$3,732,259	\$4,951,763	\$4,263,346	\$256,490	\$3,075,852	\$15,451,174	\$2,785,727	\$37,853,128
SOURCES OF FUNDING:									
Transfer from General Fund	\$72,000	\$0	\$0	\$0	\$0	\$0	\$263,800	\$0	\$335,800
Bonds	2,132,257	843,500	277,640	1,849,245	135,150	180,113	2,123,575	1,628,266	9,169,746
Maintenance Fee	170,315	842,658	1,382,362	981,333	71,340	73,123	2,908,989	496,159	6,926,279
Area Connection Charges	961,945	2,046,101	3,291,761	1,432,768	50,000	2,822,616	10,154,810	661,302	21,421,303
UTILITIES ENTERPRISE TOTAL	\$3,336,517	\$3,732,259	\$4,951,763	\$4,263,346	\$256,490	\$3,075,852	\$15,451,174	\$2,785,727	\$37,853,128

CAPITAL IMPROVEMENT PROGRAM FOR FISCAL YEARS 2005 TO 2010

Budget

	Fiscal Year						Prior Allocation	Balance to Complete	Total Project Cost
	2005	2006	2007	2008	2009	2010			
GRAND TOTAL-USES	\$62,529,569	\$50,907,390	\$67,269,416	\$64,859,473	\$28,313,481	\$64,835,994	\$50,632,976	\$44,702,860	\$434,051,159
SOURCE OF FUNDING									
-LOCAL-									
Transfer from General Fund	\$7,769,070	\$1,958,000	\$1,983,150	\$2,029,766	\$1,990,449	\$2,194,004	\$5,914,616	\$0	\$23,839,055
Local Income Tax	7,685,380	9,825,128	12,508,297	9,625,058	8,873,525	12,858,673	860,132	2,162,439	64,398,632
Property Tax	3,412,216	3,078,355	2,754,648	2,441,400	2,304,024	2,559,437	0	0	16,550,080
Bonds	29,636,570	22,819,409	24,583,736	30,210,768	9,980,318	36,440,126	14,689,226	37,038,478	205,398,631
Bond Interest	0	0	30,000	135,000	135,000	30,000	87,229	0	417,229
Reallocated GF Transfer	126,000	0	0	0	0	0	0	0	126,000
Impact Fee - Parks	740,533	467,383	373,200	143,650	61,523	162,880	1,052,298	0	3,001,467
Impact Fee - Schools	2,550,000	3,894,616	17,550,000	2,550,000	2,550,000	2,550,000	5,873,453	0	37,518,069
Ag Transfer Tax	800,000	350,000	350,000	350,000	350,000	350,000	0	0	2,550,000
Enterprise Fund - Airport	35,000	20,000	20,890	2,625	46,050	0	7,500	0	132,065
Maintenance Fee	170,315	842,658	1,382,362	981,333	71,340	73,123	2,908,989	496,159	6,926,279
Area Connection Charges	961,945	2,046,101	3,291,761	1,432,768	50,000	2,822,616	10,154,810	661,302	21,421,303
LOCAL TOTAL	\$53,887,029	\$45,301,650	\$64,828,044	\$49,902,368	\$26,412,229	\$60,040,859	\$41,748,253	\$40,358,378	\$382,478,810
-STATE-									
Highway Administration	\$176,000	\$176,000	\$176,000	\$176,000	\$176,000	\$176,000	\$0	\$0	\$1,056,000
MD Higher Ed. Comm.	0	603,561	628,658	10,041,165	0	0	3,160,000	0	14,433,384
MD Aviation Admin.	55,000	20,000	3,890	2,625	0	0	7,500	0	89,015
MD Dept of Aging	0	600,000	0	112,718	0	0	0	404,000	1,116,718
State Interagency Committee	4,623,000	2,308,585	341,274	3,262,597	194,396	3,330,382	3,000,000	3,940,482	21,000,716
Agricultural Preservation	300,000	600,000	600,000	600,000	600,000	600,000	0	0	3,300,000
State Numbers Board	0	0	0	0	0	0	1,000,000	0	1,000,000
POS - Land Acquisition	191,250	191,250	191,250	340,000	340,000	340,000	1,105,173	0	2,698,923
POS - Park Development	146,250	346,344	280,525	322,250	391,896	348,753	266,050	0	2,102,068
STATE TOTAL	\$5,491,500	\$4,845,740	\$2,221,597	\$14,857,355	\$1,702,292	\$4,795,135	\$8,538,723	\$4,344,482	\$46,796,824
-FEDERAL-									
Fed. Aviation Admin.	\$2,090,000	\$760,000	\$147,775	\$99,750	\$0	\$0	\$135,000	\$0	\$3,232,525
Federal Highway/Bridge	711,040	0	72,000	0	198,960	0	96,000	0	1,078,000
FEDERAL TOTAL	\$2,801,040	\$760,000	\$219,775	\$99,750	\$198,960	\$0	\$231,000	\$0	\$4,310,525
-OTHER-									
Private	\$350,000	\$0	\$0	\$0	\$0	\$0	\$115,000	\$0	\$465,000
OTHER TOTAL	\$350,000	\$0	\$0	\$0	\$0	\$0	\$115,000	\$0	\$465,000
GRAND TOTAL SOURCES	\$62,529,569	\$50,907,390	\$67,269,416	\$64,859,473	\$28,313,481	\$64,835,994	\$50,632,976	\$44,702,860	\$434,051,159