

Reading a Capital Budget Page

Project title

Capital project number assigned

Description of project purpose and scope

Leister Park (formerly North Carroll Recreational Park)

8037

This project provides planned funding to develop the recently acquired Leister property into a new park that will serve the Manchester/Hampstead communities. While it will be a multi-purpose park, its primary purpose will be to provide passive recreation opportunities similar to Piney Run and Hashawha. Development of the park will include two baseball/softball fields, one multi-purpose field, pavilions, tot lots, bike paths and trails.

Projected Operating Impacts include: on-going maintenance costs to include field maintenance, mowing, trash removal and spot-a-pots.

Previous years funding

Estimated funding beyond 5-year program

Shows project phases and planned funding by category and year

	FY 04	FY 05	FY 06	FY 07	FY 08	FY 09	Prior Allocation	Balance to Complete	Total Project Cost
Engineering/Design		70,000							70,000
Land Acquisition							1,105,200		1,105,200
Site Work									0
Construction			350,000	350,000					700,000
Equipment/Furnishings									0
Other				61,600					61,600
EXPENDITURES									
TOTAL	0	70,000	350,000	411,600	0	0	1,105,200	0	1,936,800

Project total

Specific source of funds for project by year

SOURCES OF FUNDS									
	FY 04	FY 05	FY 06	FY 07	FY 08	FY 09	Prior Allocation	Balance to Complete	Total Project Cost
Transfer from GF									0
Bonds									0
Impact Fees		70,000	262,500	308,700					641,200
Enterprise Fund - Firearms									0
POS - Land Acquisition							1,105,200		1,105,200
POS - Park Development			87,500	102,900					190,400

Total funding for project

Shows projected impacts to the operating budget

PROJECTED OPERATING IMPACTS									
	FY 04	FY 05	FY 06	FY 07	FY 08	FY 09	Prior Allocation	Balance to Complete	Total Project Cost
	0	0	0	0	0	37,702	38,834		

An individual page is developed for each project approved or planned in the capital improvement program and is presented in one of six budget categories: General Government, Culture and Recreation, Roads and Bridges, Public Schools, Conservation and Open Space, and Enterprise Funds. The typical budget page describes the scope of the project, prior and planned appropriations broken down by phase and funding source, and estimated operating impacts over a six-year period.

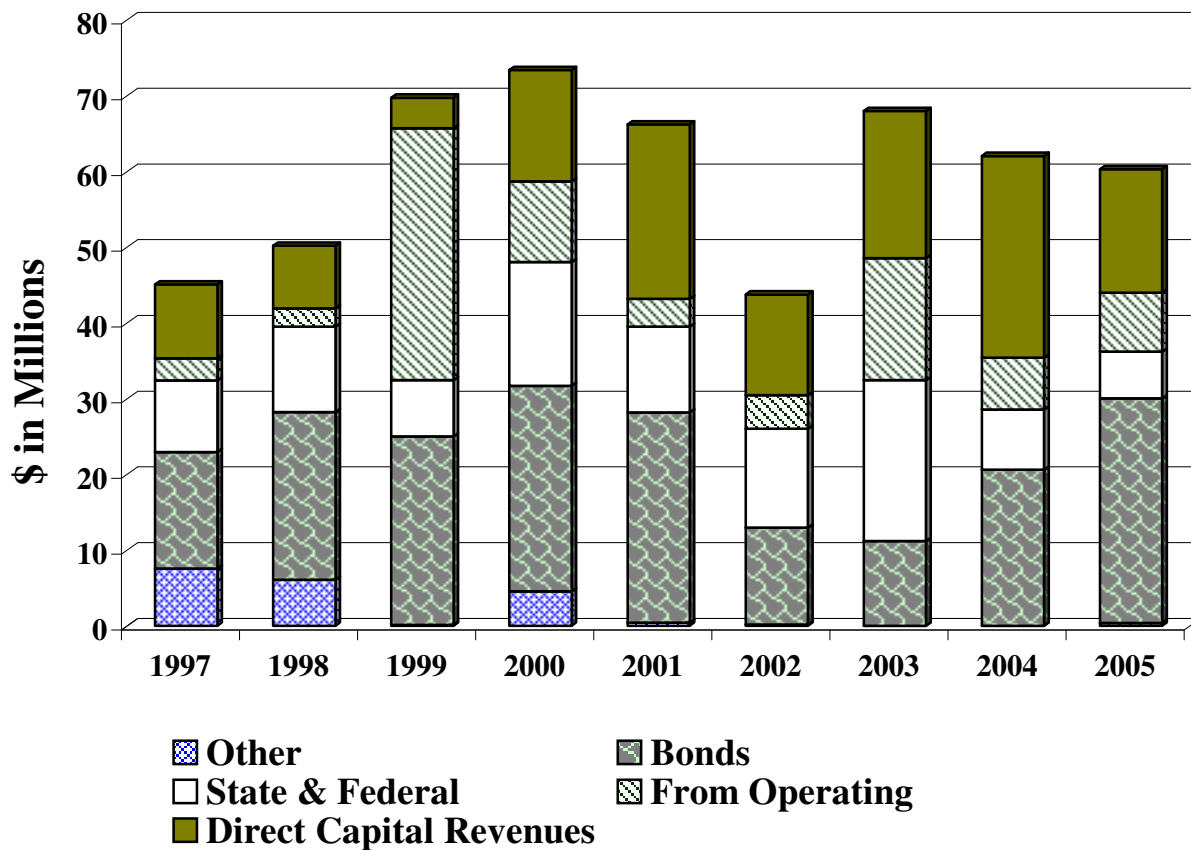
FY 03 through FY 05 Capital Budgets

Revenue Source	Fiscal Year			\$ Change FY 04 to FY 05
	2003 Budget	2004 Budget	2005 Proposed	
Local				
Transfer from GF	\$15,626,993	\$3,383,995	\$7,769,070	\$4,385,075
Local Income Tax	7,204,068	7,935,072	7,684,480	(250,592)
Property Tax	3,520,350	3,715,250	3,412,216	(303,034)
Bonds	11,176,979	20,614,980	29,686,570	9,071,590
Bond Interest	650,000	0	0	0
Reallocated GF Transfer	496,218	3,450,000	126,000	(3,324,000)
Reallocated Airport Ent. Fund	19,250	0	0	0
Reallocated Local Income Tax	2,800,000	650,000	0	(650,000)
Impact Fee - Parks	724,163	1,790,505	746,608	(1,043,897)
Impact Fee - Schools	3,246,453	10,550,000	2,550,000	(8,000,000)
Reallocated Impact Fee - Parks	0	60,000	0	(60,000)
Ag Transfer Tax	500,000	850,000	800,000	(50,000)
Enterprise Fund/Airport	0	61,875	35,000	(26,875)
Enterprise Fund/Firearms	34,200	0	0	0
Water/Sewer Maintenance Fees	178,530	325,325	170,315	(155,010)
Water/Sewer Area Conn. Charges	526,100	709,450	798,945	89,495
LOCAL TOTAL	\$46,703,304	\$54,096,452	\$53,779,204	(\$317,248)
State				
Highway Administration	\$176,000	\$176,000	\$176,000	\$0
MD Dept. of Health & Ment. Hyg.	0	1,100,000	0	(1,100,000)
MD Higher Ed. Comm.	2,700,000	460,000	0	(460,000)
MD Aviation Admin.	15,000	25,000	55,000	30,000
MD Department of Aging	196,000	0	0	0
State Interagency Committee	13,642,086	4,013,000	2,823,000	(1,190,000)
Agriculture Preservation (MALPF)	600,000	400,000	300,000	(100,000)
Rural Legacy Grant	1,000,000	500,000	0	(500,000)
State Numbers Board	1,000,000	0	0	0
Program Open Space	702,384	446,249	337,500	(108,749)
STATE TOTAL	\$20,031,470	\$7,120,249	\$3,691,500	(\$3,428,749)
Federal				
Fed. Aviation Admin.	\$270,000	\$450,000	\$2,090,000	\$1,640,000
Federal Highway/Bridge	955,520	369,040	369,040	0
FEDERAL TOTAL	\$1,225,520	\$819,040	\$2,459,040	\$1,640,000

FY 03 through FY 05 Capital Budgets

Revenue Source	Fiscal Year			\$ Change FY 04 to FY 05
	2003 Budget	2004 Budget	2005 Proposed	
Other				
Private	\$0	\$0	\$350,000	\$350,000
OTHER TOTAL	\$0	\$0	\$350,000	\$350,000
GRAND TOTAL SOURCES	\$67,960,294	\$62,035,741	\$60,279,744	(\$1,755,997)

Capital Budget Revenues



This chart shows the capital budget by revenue source.

From Operating represents current revenues from local sources transferred to the Capital Fund, including transfer from the General Fund, agriculture transfer tax, impact fees and enterprise funds.

State & Federal includes funds from sources such as the State School Construction Program, State Program Open Space, Maryland and Federal Aviation Administration and State Highway Administration.

Bonds include new and reallocated general obligation bonds.

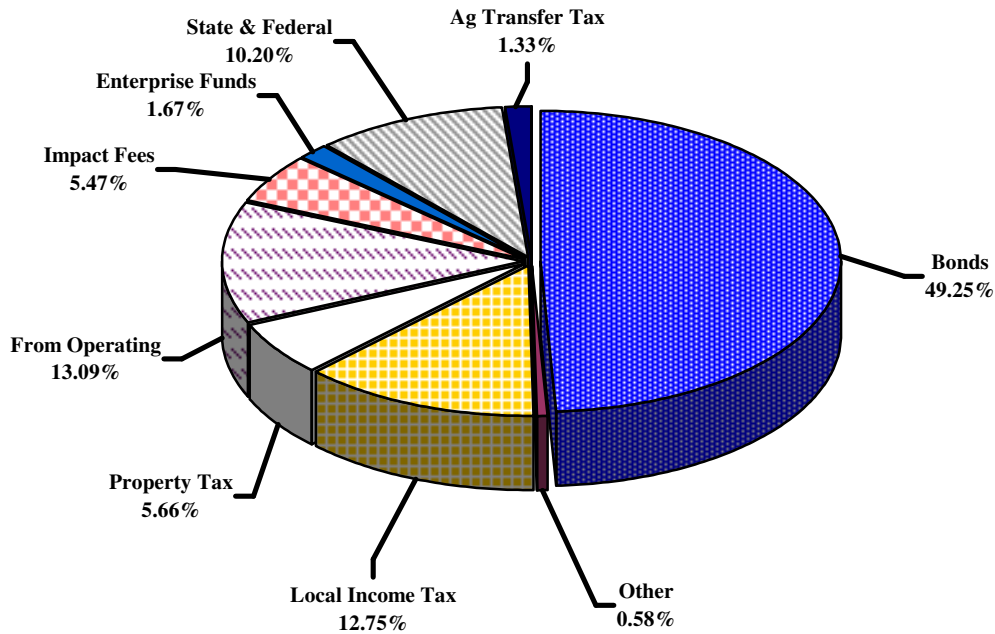
Direct Capital Revenues include funds earmarked by the Commissioners for use in the Capital Fund. These revenues are appropriated directly to the Capital Fund rather than being transferred from the General Fund including: local income tax revenue collected in excess of the 2.77% rate is appropriated for school construction and \$.03 of the real property tax rate are utilized for Agriculture Preservation and Roads.

Other consists of revenues such as grants, developer contributions and private and community contributions.

Capital Budget Revenues

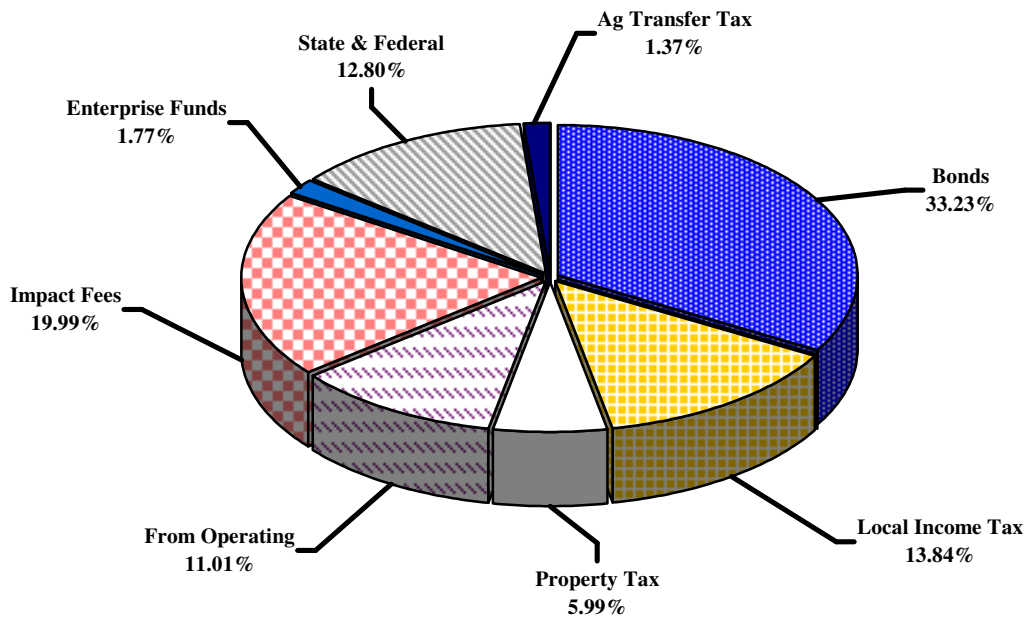
Fiscal Year 2005 Proposed

\$60,279,744



Fiscal Year 2004 Budget

\$62,035,741



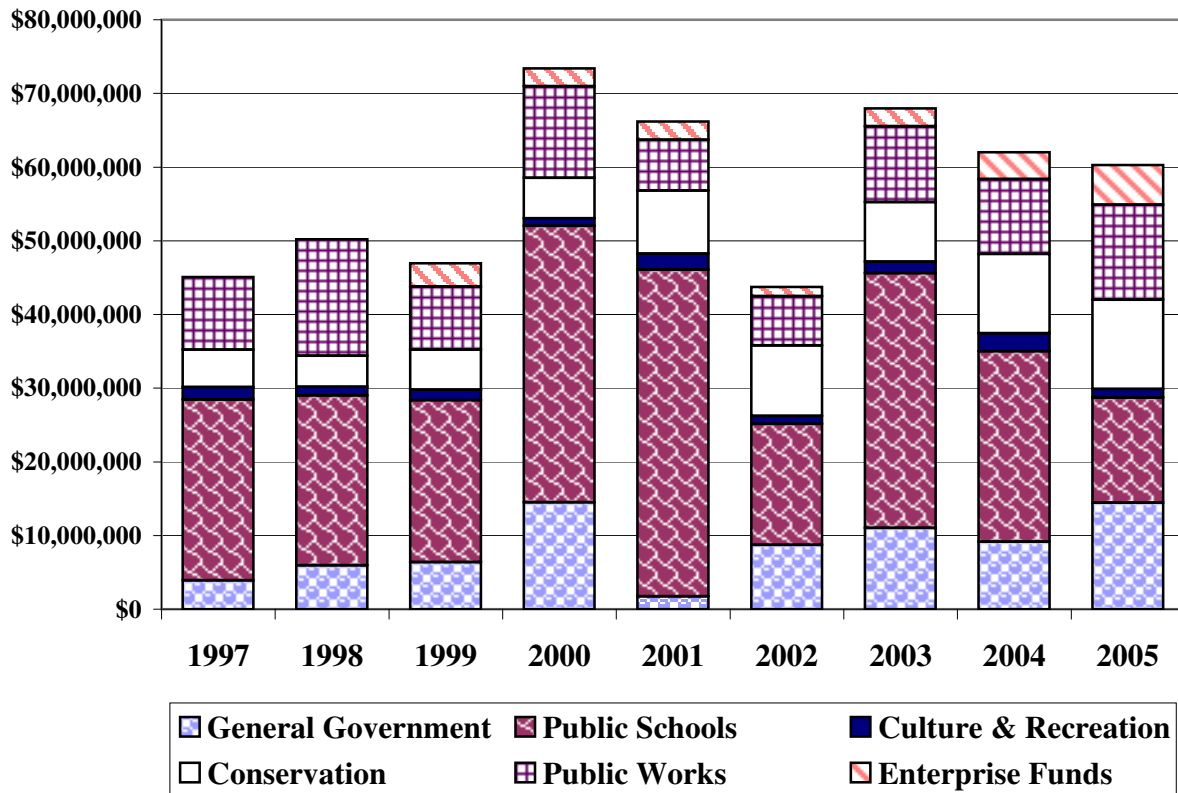
FY 03 through FY 05 Capital Budgets

Appropriation Area	Fiscal Year			\$ Change FY 04 to FY 05
	2003 Budget	2004 Budget	2005 Proposed	
General Government	\$11,048,960	\$9,146,830	\$14,482,869	\$5,336,039
Culture & Recreation	1,526,747	2,417,754	1,188,003	(1,229,751)
Public Works	10,282,150	10,148,285	12,902,700	2,754,415
Public Schools	34,572,607	25,878,072	14,205,180	(11,672,892)
Conservation & Open Space	8,117,150	10,767,150	12,133,400	1,366,250
Enterprise Funds	2,412,680	3,677,650	5,361,517	1,683,867
Grand Total Appropriations:	\$67,960,294	\$62,035,741	\$60,273,669	(\$1,762,072)

FY 03 through FY 05 Capital Budgets

Appropriation Area	Fiscal Year			\$ Change FY 04 to FY 05
	2003 Budget	2004 Budget	2005 Proposed	
<u>General Government</u>				
Community College	\$5,264,742	\$1,910,000	\$717,500	(\$1,192,500)
County Facilities	4,571,635	3,439,550	5,026,350	1,586,800
Criminal Justice/Public Safety	260,000	62,500	6,650,930	6,588,430
Farm Museum	15,000	0	0	0
Emergency Services Training Center	121,040	1,600,000	162,145	(1,437,855)
General Government Unallocated	222,150	0	0	0
Libraries/Senior Centers	594,393	2,134,780	1,925,944	(208,836)
General Government Total	\$11,048,960	\$9,146,830	\$14,482,869	\$5,336,039
<u>Culture & Recreation</u>	\$1,526,747	\$2,417,754	\$1,188,003	(\$1,229,751)
<u>Public Works</u>				
Roads	\$8,887,750	\$9,411,985	\$12,000,900	\$2,588,915
Bridges	1,394,400	736,300	901,800	165,500
Public Works Total	\$10,282,150	\$10,148,285	\$12,902,700	\$2,754,415
<u>Public Schools</u>	\$34,572,607	\$25,878,072	\$14,205,180	(\$11,672,892)
<u>Conservation & Open Space</u>	\$8,117,150	\$10,767,150	\$12,133,400	\$1,366,250
<u>Enterprise Funds</u>				
Airport	\$319,250	\$1,361,875	\$2,210,000	\$848,125
Firearms	34,200	0	0	0
Solid Waste	0	800,000	0	(800,000)
Utilities	2,059,230	1,515,775	3,151,517	1,635,742
Enterprise Funds Total	\$2,412,680	\$3,677,650	\$5,361,517	\$1,683,867
Grand Total Appropriations:	\$67,960,294	\$62,035,741	\$60,273,669	(\$1,762,072)

Capital Budget Appropriations



This chart shows appropriations to the six principal aggregations in the Capital Budget for Fiscal Years 1997 through 2005.

General Government includes County buildings, Farm Museum, Emergency Services Training Center, Community College and Carroll County Public Library projects.

Culture and Recreation includes the purchase of land for parks, development of parks, ballfields and Self Help projects.

Public Works includes projects for the maintenance and construction of roads and bridges.

Public Schools includes school construction, renovation and modernization projects.

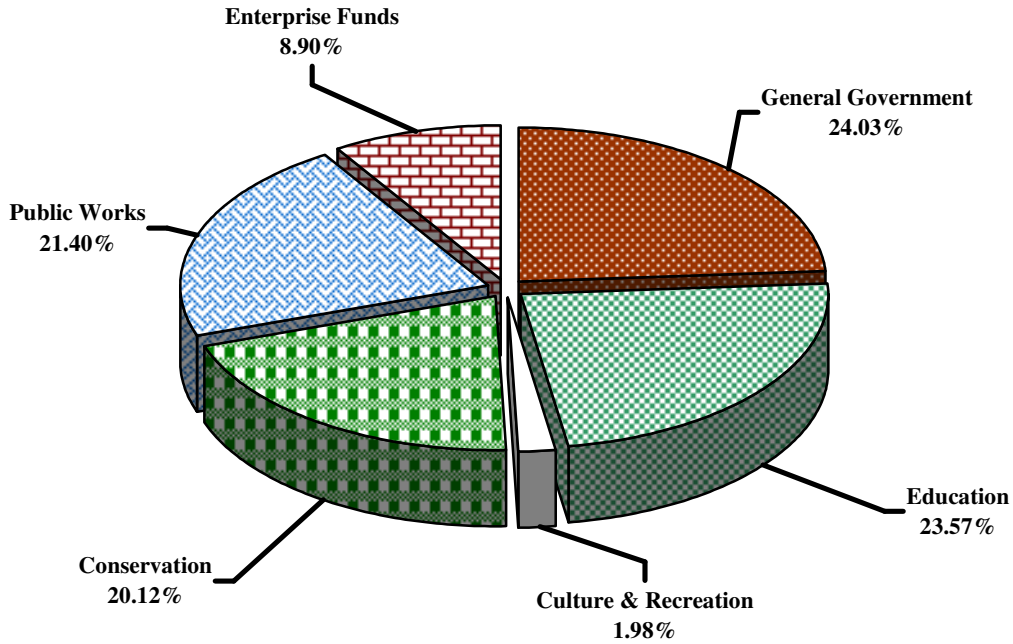
Conservation includes agricultural preservation and easement programs, reservoir land purchases, and acquisition of property for other County uses, which may include future roadway easements and public facilities.

Enterprise Funds include Airport, Firearms, Solid Waste, Septage and Utilities projects.

Capital Budget Appropriations

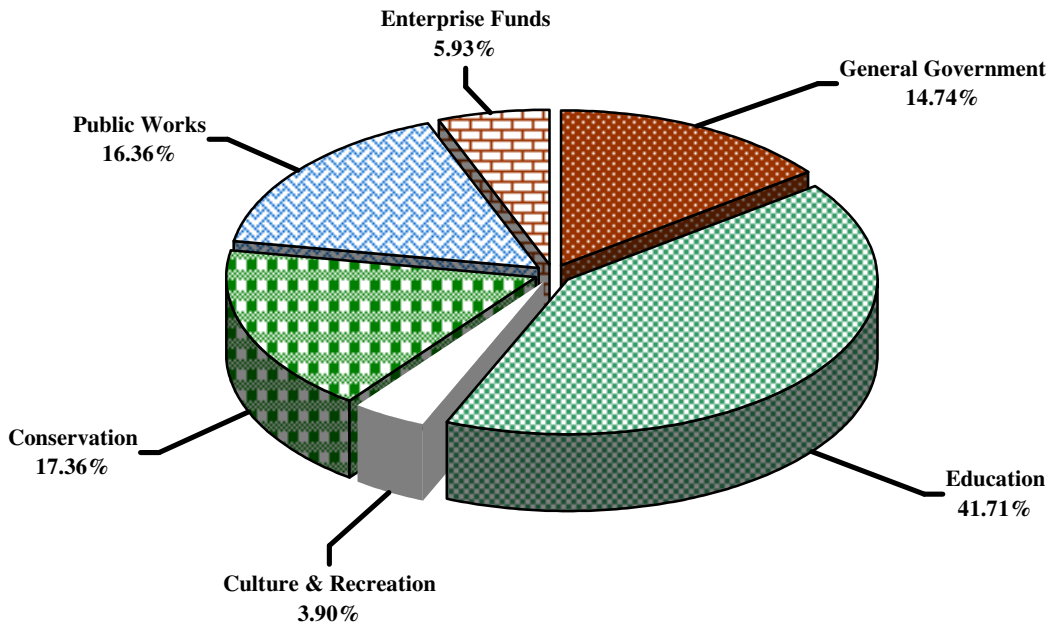
Fiscal Year 2005 Proposed

\$60,279,744



Fiscal Year 2004 Budget

\$62,035,741



CAPITAL IMPROVEMENT PROGRAM - Schedule of Reappropriations
Fiscal Year 2005
Proposed

Reappropriations may occur when there are budgeted funds from a completed project or when there is an unallocated project that holds funds for a future use. For example, the State has included funding in FY 05 for Parr's Ridge Elementary School, therefore \$2.8 million of local funds are available for reappropriation.

From	Project To	Amount/Source		
		Current	Bonds	Other
9969 Overlays 02	9051 Traffic Signal Installation	\$31,500.00		
9969 Overlays 02	9684 Bridge Inspections	31,500.00		
9969 Overlays 02	9882 Bridge Maintenance	31,500.00		
9969 Overlays 02	9686 Cleaning/Painting Existing Bridges	31,500.00		
8034 Parr's Ridge Elementary School	9850 School Construction General	2,823,000.00		
6362 FSKWWTP	New FSK WW Pump Station & Force Main	263,800.00		
	TOTALS	\$2,949,000.00	\$0.00	\$0.00
	REAPPROPRIATED TOTAL	\$2,949,000.00		

CAPITAL IMPROVEMENT PROGRAM FOR FISCAL YEAR 2005

Proposed

	Total 2005	Source of Funding			Federal & Other
		Local Other	Bonds	State	
<u>GENERAL GOVERNMENT FACILITIES</u>					
300 South Center Street Renovations	\$2,221,400	\$0	\$2,221,400	\$0	\$0
800 MHz Radio System Enhancements Phase 3	1,200,000	0	1,200,000	0	0
ADA - Facility Improvements	10,000	0	10,000	0	0
Carroll Community College - Nursing and Allied Health Facility	350,000	0	0	0	350,000
Carroll Community College - Technology Improvements	315,000	315,000	0	0	0
Carroll Community College - Telephone Replacement	52,500	52,500	0	0	0
Circuit Court - New Courtroom	33,000	0	33,000	0	0
County Building Systemic Renovations	157,500	78,750	78,750	0	0
County Technology Improvements	367,500	367,500	0	0	0
Detention Center Door Control System	82,150	82,150	0	0	0
Dry Hydrants and Water Tanks	250,500	10,500	240,000	0	0
Economic Development - Technology Infrastructure	1,000,000	1,000,000	0	0	0
Emergency Operations Center Relocation	557,016	0	557,016	0	0
Emergency Services Training Center - Storage Facility Pole Shed	162,145	0	162,145	0	0
Farm Museum Electrical Upgrade	13,200	0	13,200	0	0
GIS Digital Orthophotography	90,000	90,000	0	0	0
Government Campus Phone System Upgrade	80,000	80,000	0	0	0
Humane Society Kennel Area Floor and Wall Recoating	330,000	0	330,000	0	0
Information Technology System Computer Replacement	1,050,000	1,050,000	0	0	0
Library - Finksburg Branch and Headquarters	1,000,000	1,000,000	0	0	0
Library - Taneytown Branch Expansion	685,977	0	685,977	0	0
Library - Technology Replacement	105,000	105,000	0	0	0
Parking Lot Overlays	36,750	36,750	0	0	0
Senior Center - Westminster - Additional Parking	134,967	0	134,967	0	0
Sheriff Services Relocation	4,198,264	0	4,198,264	0	0
GENERAL GOVERNMENT TOTAL	\$14,482,869	\$4,268,150	\$9,864,719	\$0	\$350,000
<u>CULTURE AND RECREATION</u>					
Boxwood Drive Ballfield	\$150,494	\$150,494	\$0	\$0	\$0
Community Self-Help Projects	80,000	80,000	0	0	0
Freedom Park Multi-Purpose Field	102,894	102,894	0	0	0
Gillis Falls Park Development	350,800	350,800	0	0	0
Leister Park (formerly North Carroll Recreational Park)	70,000	70,000	0	0	0
Northwest Middle School Ballfields	49,970	49,970	0	0	0
Parkland Acquisition (POS) County	191,250	0	0	191,250	0
Parkland Development (POS) County	146,250	0	0	146,250	0
Piney Run Pavilion/Parking	33,220	33,220	0	0	0
Town Fund	19,200	19,200	0	0	0
CULTURE AND RECREATION TOTAL	\$1,194,078	\$856,578	\$0	\$337,500	\$0
<u>PUBLIC WORKS</u>					
- ROADS -					
Georgetown Boulevard	\$819,000	\$0	\$819,000	\$0	\$0
Gravel Roads	700,000	700,000	0	0	0
Highway Improvements	36,200	0	36,200	0	0
Jasontown Road	331,200	0	331,200	0	0
Low Volume Road Improvement Program	815,700	0	815,700	0	0
Monroe Avenue (Bennett to MD 32)	86,000	0	86,000	0	0
Obrecht Road (Gaither to MD 32)	1,715,500	0	1,715,500	0	0
Overlays	4,552,300	2,472,066	1,904,234	176,000	0
Rowe Road	560,300	0	560,300	0	0
Small Drainage Structures	52,500	0	52,500	0	0
Subdivision Improvements	1,918,500	0	1,918,500	0	0
Traffic Calming	80,000	0	80,000	0	0
Traffic Signal Installation	31,500	31,500	0	0	0
Watersville Road Improvements	302,200	0	302,200	0	0
ROADS TOTAL	\$12,000,900	\$3,203,566	\$8,621,334	\$176,000	\$0

Source of Funding

	Total 2005	Local		State	Federal & Other
		Other	Bonds		
- BRIDGES -					
Bridge Inspection and Inventory	\$31,500	\$31,500	\$0	\$0	\$0
Bridge Maintenance and Structural Repairs	31,500	31,500	0	0	0
Cleaning and Painting of Existing Bridge Structural Steel	31,500	31,500	0	0	0
Mumma Ford Road over Monocacy River	80,000	0	80,000	0	0
Silver Run Valley Road over Big Silver Run	461,300	0	92,260	0	369,040
Starners Dam Road over Monocacy River	186,000	0	186,000	0	0
Warfieldsburg Road over Little Morgan Run	80,000	0	80,000	0	0
BRIDGES TOTAL	\$901,800	\$94,500	\$438,260	\$0	\$369,040
PUBLIC SCHOOLS					
North Carroll High School Growth	\$500,000	\$500,000	\$0	\$0	\$0
Parr's Ridge Elementary School	2,823,000	0	0	2,823,000	0
Barrier Free Modifications	26,250	26,250	0	0	0
Full Day Kindergarten	360,000	360,000	0	0	0
HVAC - Addition at Westminster West Middle School	337,068	337,068	0	0	0
HVAC - Improvements and Replacements	1,732,032	1,732,032	0	0	0
HVAC - Replacement at Hampstead Elementary School	30,000	30,000	0	0	0
Paving	252,500	252,500	0	0	0
Relocatable Classrooms	360,000	360,000	0	0	0
Roofing Improvements	105,000	105,000	0	0	0
Technology Improvements	731,000	731,000	0	0	0
Transfer to Operating Budget for BOE Debt Service	6,948,330	6,948,330	0	0	0
PUBLIC SCHOOLS TOTAL	\$14,205,180	\$11,382,180	\$0	\$2,823,000	\$0
CONSERVATION AND OPEN SPACE					
Agricultural Land Preservation	\$10,940,150	\$3,140,150	\$7,500,000	\$300,000	\$0
Land Bank	1,050,000	0	1,050,000	0	0
Roadway Evaluation Studies	26,250	26,250	0	0	0
Soil Survey	42,000	42,000	0	0	0
Watershed Assessment & Improvement (NPDES)	75,000	75,000	0	0	0
CONSERVATION AND OPEN SPACE TOTAL	\$12,133,400	\$3,283,400	\$8,550,000	\$300,000	\$0
ENTERPRISE FUNDS					
- AIRPORT -					
Land Acquisition	\$1,200,000	\$0	\$30,000	\$30,000	\$1,140,000
Lawn Maintenance Equipment	10,000	10,000	0	0	0
Master Plan Update	200,000	5,000	0	5,000	190,000
Obstruction Study and Tree Removal	800,000	20,000	0	20,000	760,000
AIRPORT TOTAL	\$2,210,000	\$35,000	\$30,000	\$55,000	\$2,090,000
- UTILITIES -					
Freedom/Hampstead - Water Meters	\$60,115	\$60,115	\$0	\$0	\$0
FSK Wastewater Pump Stations & Force Main	1,655,257	0	1,655,257	0	0
Hampstead Area Sewer Study	200,000	0	200,000	0	0
Hydrant Replacement	90,550	90,550	0	0	0
Hydraulic Looping	279,200	279,200	0	0	0
Obrecht Road Looping	410,795	410,795	0	0	0
Pleasant Valley Wastewater Treatment Plant Grinder	42,000	0	42,000	0	0
Poly Aluminum Chloride Facility	195,000	0	195,000	0	0
Shiloh Pumping Station	100,000	50,000	50,000	0	0
Sykesville Wastewater Pumping Station Replacement	78,600	78,600	0	0	0
Tank Painting	40,000	0	40,000	0	0
UTILITIES TOTAL	\$3,151,517	\$969,260	\$2,182,257	\$0	\$0
ENTERPRISE FUNDS TOTAL	\$5,361,517	\$1,004,260	\$2,212,257	\$55,000	\$2,090,000
GRAND TOTAL USES	\$60,279,744	\$24,092,634	\$29,686,570	\$3,691,500	\$2,809,040