

# Reading a Capital Budget Page

Project title

Capital project number assigned

Description of project purpose and scope

Shows project phases and planned funding by category and year

Specific source of funds for project by year

Shows projected impacts to the operating budget

Previous years funding

Estimated funding beyond the current CIP

Project total

Total funding for project

**Leister Park (formerly North Carroll Recreational Park)**  
Christine Cruz, Budget Analyst (410) 386-2082 8121

This project provides funding to develop the Leister property into a new park to serve the Hampstead/Manchester communities. While it will be a multi-purpose park, its primary purpose will be to provide passive recreation opportunities similar to Piney Run and Hashawha. Development of the park will include two baseball/softball fields, one multi-purpose field, pavilions, tot lots, bike paths and trails.

Projected operating impacts include: on-going maintenance costs including field maintenance, mowing, trash removal and spot-a-pots.

	FY xx	FY xx	FY xx	FY xx	FY xx	FY xx	Prior Allocation	Balance to Complete	Total Project Cost
Engineering/Design	70,000								70,000
Land Acquisition							1,106,931		1,106,931
Site Work									0
Construction		350,000	350,000						700,000
Equipment/Furnishings									0
Other			61,600						61,600
<b>EXPENDITURES</b>									
<b>TOTAL</b>	<b>70,000</b>	<b>350,000</b>	<b>411,600</b>	<b>0</b>	<b>0</b>	<b>0</b>	<b>1,106,931</b>	<b>0</b>	<b>1,938,531</b>
<b>SOURCES OF FUNDS</b>									
Transfer from General Fund									0
Impact Fee - Parks	70,000	262,500	308,700				1,758		642,958
POS - Land Acquisition							1,105,173		1,105,173
POS - Park Development		87,500	102,900						190,400
<b>PROJECTED OPERATING IMPACTS</b>	<b>0</b>	<b>0</b>	<b>0</b>	<b>37,702</b>	<b>38,834</b>	<b>39,926</b>			

An individual page is developed for each project approved or planned in the capital improvement program and is presented in one of six budget categories: General Government, Culture and Recreation, Roads and Bridges, Public Schools, Conservation and Open Space, and Enterprise Funds. The typical budget page describes the scope of the project, prior and planned appropriations broken down by phase and funding source, and estimated operating impacts over a six-year period.

# FY 04 - 06 Capital Budget Revenues

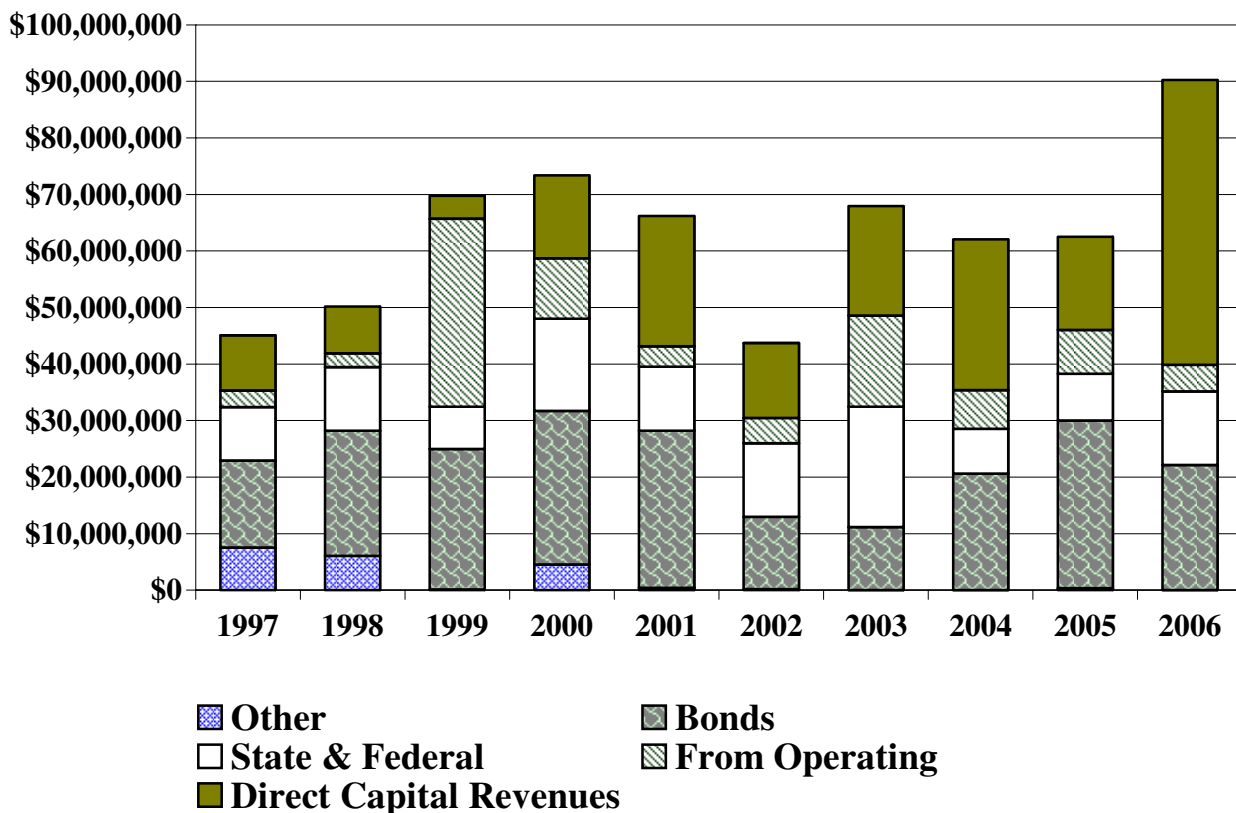
Revenue Source	Fiscal Year			\$ Change FY 05 to FY 06
	2004 Budget	2005 Budget	2006 Budget	
<b>Local</b>				
Transfer from GF	\$3,383,995	\$7,769,070	\$4,649,365	(\$3,119,705)
Local Income Tax	7,935,072	7,685,380	8,366,964	681,584
Property Tax	3,715,250	3,412,216	34,292,350	30,880,134
Bonds	20,614,980	29,636,570	22,171,412	(7,465,158)
Reallocated GF Transfer	3,450,000	126,000	69,267	(56,733)
Reallocated Local Income Tax	650,000	0	900,733	900,733
Impact Fee - Parks	1,790,505	740,533	366,000	(374,533)
Impact Fee - Schools	10,550,000	2,550,000	2,792,717	242,717
Reallocated Impact Fee - Parks	60,000	0	56,250	56,250
Ag Transfer Tax	850,000	800,000	500,000	(300,000)
Enterprise Fund - Airport	61,875	35,000	77,000	42,000
Enterprise Fund - Solid Waste	0	0	49,256	49,256
Enterprise Fund - Utilities	0	0	113,500	113,500
Water/Sewer Maintenance Fees	325,325	170,315	579,294	408,979
Water/Sewer Area Conn. Charges	709,450	961,945	2,256,597	1,294,652
<b>LOCAL TOTAL</b>	<b>\$54,096,452</b>	<b>\$53,887,029</b>	<b>\$77,240,705</b>	<b>\$23,353,676</b>
<b>State</b>				
Highway Administration	\$176,000	\$176,000	\$176,000	\$0
MD Dept. of Health & Ment. Hyg.	1,100,000	0	0	0
MD Higher Ed. Comm.	460,000	0	0	0
MD Aviation Admin.	25,000	55,000	50,000	(5,000)
State Interagency Committee	4,013,000	4,623,000	10,275,500	5,652,500
Agriculture Preservation (MALPF)	400,000	300,000	600,000	300,000
Program Open Space	446,249	337,500	1,121,261	783,761
<b>STATE TOTAL</b>	<b>\$7,120,249</b>	<b>\$5,491,500</b>	<b>\$12,222,761</b>	<b>\$6,731,261</b>
<b>Federal</b>				
Fed. Aviation Admin.	\$450,000	\$2,090,000	\$793,125	(\$1,296,875)
Federal Highway/Bridge	369,040	711,040	0	(711,040)
<b>FEDERAL TOTAL</b>	<b>\$819,040</b>	<b>\$2,801,040</b>	<b>\$793,125</b>	<b>(\$2,007,915)</b>

# FY 04 - 06 Capital Budget Revenues

---

Revenue Source	Fiscal Year			\$ Change FY 05 to FY 06
	2004 Budget	2005 Budget	2006 Budget	
<b>Other</b>				
Private	\$0	\$350,000	\$0	(\$350,000)
<b>OTHER TOTAL</b>	<b>\$0</b>	<b>\$350,000</b>	<b>\$0</b>	<b>(\$350,000)</b>
<b>GRAND TOTAL SOURCES</b>	<b>\$62,035,741</b>	<b>\$62,529,569</b>	<b>\$90,256,591</b>	<b>\$27,727,022</b>

# Capital Budget Revenues



This chart shows the capital budget by revenue source.

**From Operating** represents current revenues from local sources transferred to the Capital Fund, including transfer from the General Fund, agriculture transfer tax, impact fees and enterprise funds.

**State & Federal** includes funds from sources such as the State School Construction Program, State Program Open Space, Maryland and Federal Aviation Administration and State Highway Administration.

**Bonds** include new and reallocated general obligation bonds.

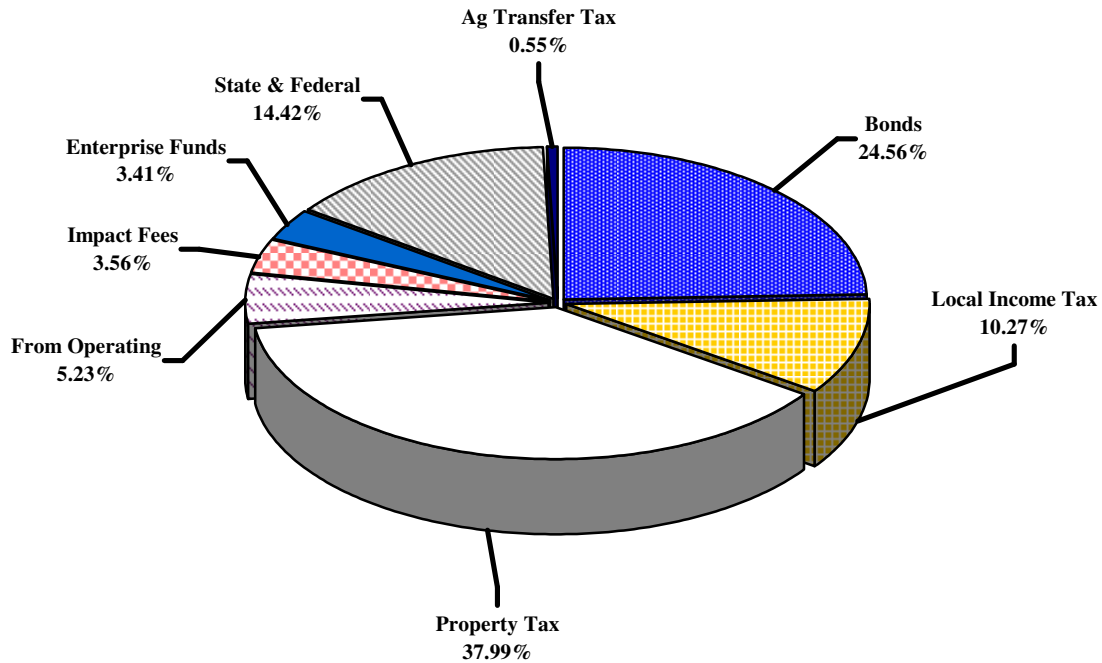
**Direct Capital Revenues** include funds earmarked by the Commissioners for use in the Capital Fund. These revenues are appropriated directly to the Capital Fund rather than being transferred from the General Fund. Local income tax revenue collected, of approximately 9.1%, is appropriated for school construction. 3% of the real property tax rate revenue is dedicated to Roads projects and Agriculture Preservation and a portion will be used to pay debt service in the General Fund for Agriculture Preservation. In FY 06 an additional \$30.9 million in real property tax is appropriated directly to various one-time expenditures.

**Other** consists of revenues such as grants, developer contributions and private and community contributions.

# Capital Budget Revenues

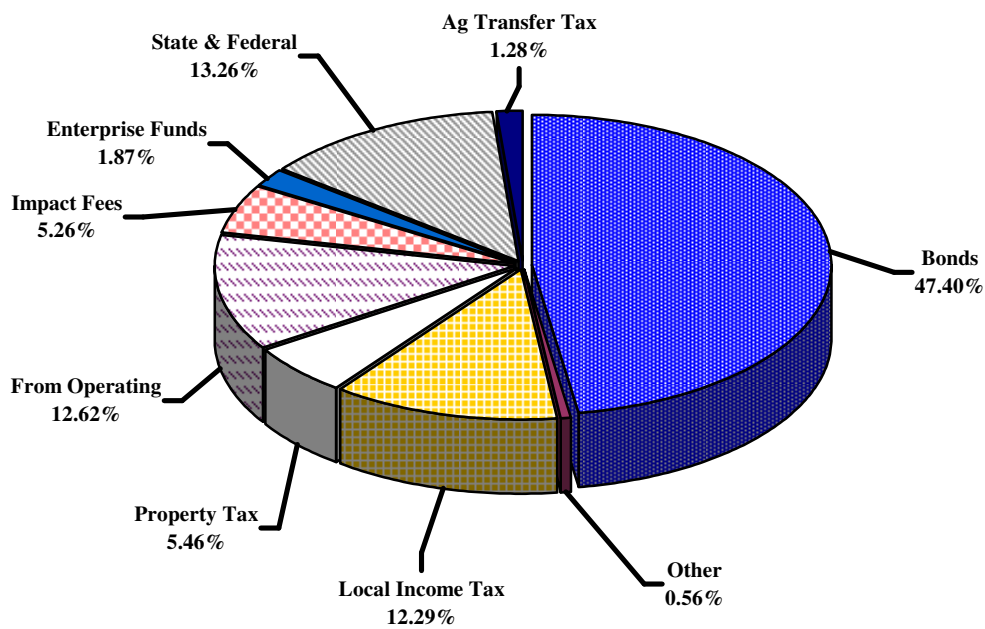
Fiscal Year 2006 Budget

\$90,256,591



Fiscal Year 2005 Budget

\$62,529,569



# FY 04 - 06 Capital Budget Appropriations

---

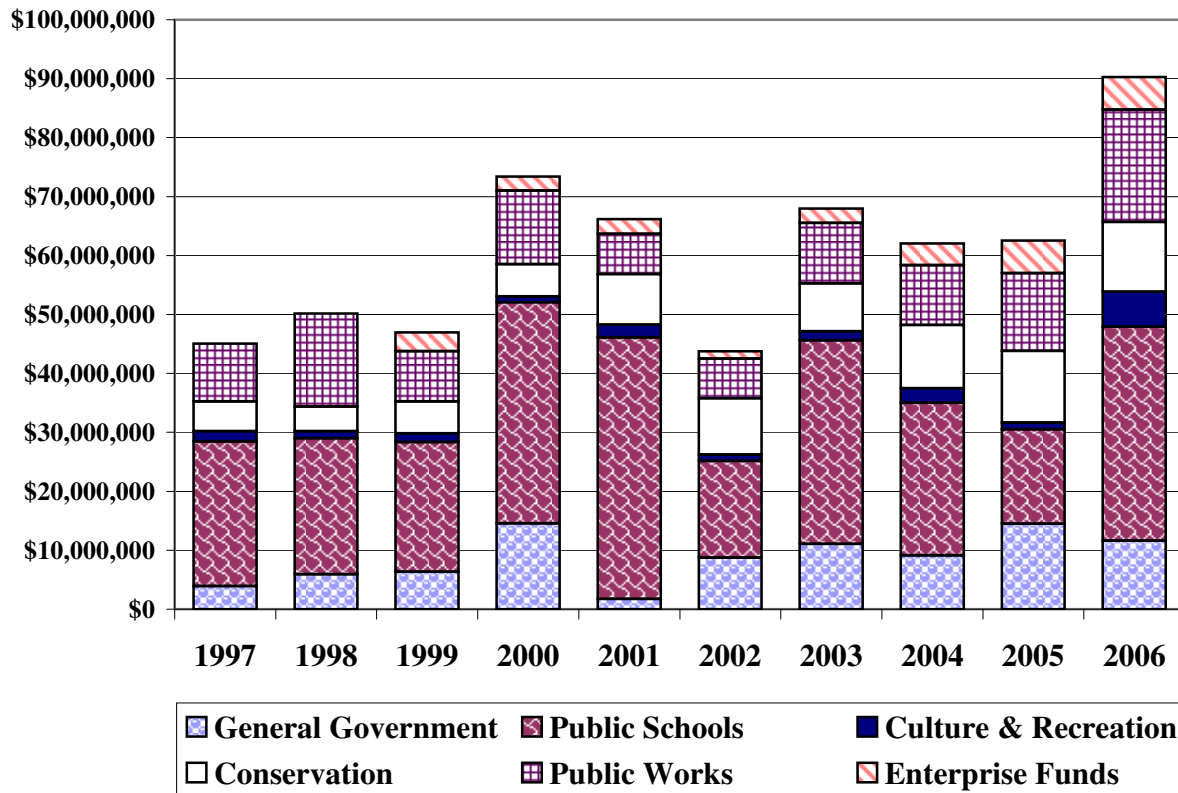
Appropriation Area	Fiscal Year			\$ Change FY 05 to FY 06
	2004 Budget	2005 Budget	2006 Budget	
General Government	\$9,146,830	\$14,482,869	\$11,623,535	(\$2,859,334)
Culture & Recreation	2,417,754	1,188,003	5,922,716	4,734,713
Public Works	10,148,285	13,172,700	19,050,396	5,877,696
Public Schools	25,878,072	16,006,080	36,324,746	20,318,666
Conservation & Open Space	10,767,150	12,133,400	11,805,067	(328,333)
Enterprise Funds	3,677,650	5,546,517	5,530,131	(16,386)
<b>Grand Total Appropriations:</b>	<b>\$62,035,741</b>	<b>\$62,529,569</b>	<b>\$90,256,591</b>	<b>\$27,727,022</b>

# FY 04 - 06 Capital Budget Appropriations

---

Appropriation Area	Fiscal Year			\$ Change FY 05 to FY 06
	2004 Budget	2005 Budget	2006 Budget	
<b><u>General Government</u></b>				
Community College	\$1,910,000	\$717,500	\$524,500	(\$193,000)
County Facilities	3,439,550	5,026,350	3,076,600	(1,949,750)
Criminal Justice/Public Safety	62,500	6,650,930	1,542,565	(5,108,365)
Farm Museum	0	0	226,200	226,200
Emergency Services Training Center	1,600,000	162,145	2,500,000	2,337,855
General Government Unallocated	0	0	750,000	750,000
Libraries/Senior Centers	2,134,780	1,925,944	3,003,670	1,077,726
<b>General Government Total</b>	<b>\$9,146,830</b>	<b>\$14,482,869</b>	<b>\$11,623,535</b>	<b>(\$2,859,334)</b>
<b><u>Culture &amp; Recreation</u></b>	<b>\$2,417,754</b>	<b>\$1,188,003</b>	<b>\$5,922,716</b>	<b>\$4,734,713</b>
<b><u>Public Works</u></b>				
Roads	\$9,411,985	\$11,523,900	\$18,367,045	\$6,843,145
Bridges	736,300	1,648,800	683,351	(965,449)
<b>Public Works Total</b>	<b>\$10,148,285</b>	<b>\$13,172,700</b>	<b>\$19,050,396</b>	<b>\$5,877,696</b>
<b><u>Public Schools</u></b>	<b>\$25,878,072</b>	<b>\$16,006,080</b>	<b>\$36,324,746</b>	<b>\$20,318,666</b>
<b><u>Conservation &amp; Open Space</u></b>	<b>\$10,767,150</b>	<b>\$12,133,400</b>	<b>\$11,805,067</b>	<b>(\$328,333)</b>
<b><u>Enterprise Funds</u></b>				
Airport	\$1,361,875	\$2,210,000	\$996,160	(\$1,213,840)
Solid Waste	800,000	0	321,250	321,250
Utilities	1,515,775	3,336,517	4,212,721	876,204
<b>Enterprise Funds Total</b>	<b>\$3,677,650</b>	<b>\$5,546,517</b>	<b>\$5,530,131</b>	<b>(\$16,386)</b>
<b>Grand Total Appropriations:</b>	<b>\$62,035,741</b>	<b>\$62,529,569</b>	<b>\$90,256,591</b>	<b>\$27,727,022</b>

# Capital Budget Appropriations



This chart shows appropriations to the six principal aggregations in the Capital Budget for Fiscal Years 1997 through 2006.

**General Government** includes County buildings, Farm Museum, Emergency Services Training Center, Community College and Carroll County Public Library projects.

**Culture and Recreation** includes the purchase of land for parks, development of parks, ballfields and Self Help projects.

**Public Works** includes projects for the maintenance and construction of roads and bridges.

**Public Schools** includes school construction, renovation and modernization projects.

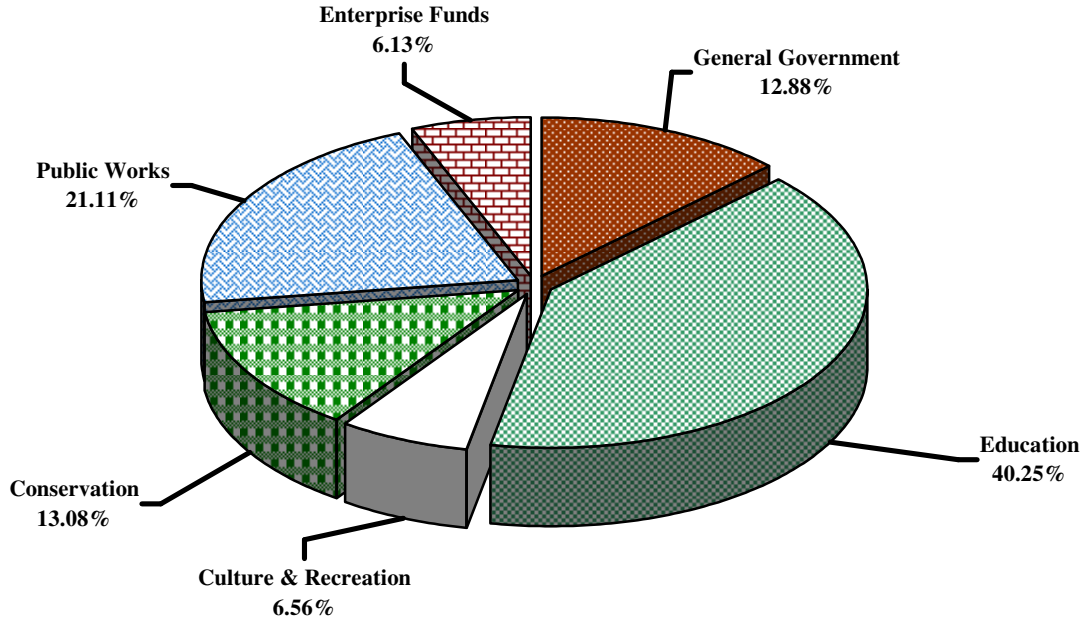
**Conservation** includes agricultural preservation and easement programs, reservoir land purchases, and acquisition of property for other County uses, which may include future roadway easements and public facilities.

**Enterprise Funds** include Airport, Firearms, Solid Waste, Septage and Utilities projects.

# Capital Budget Appropriations

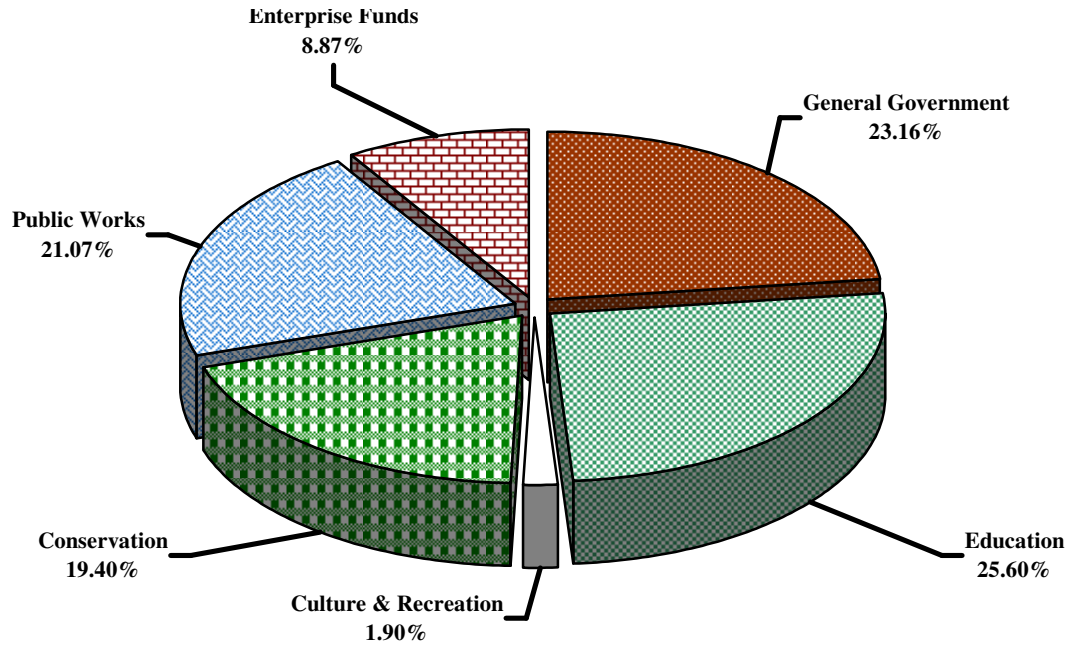
Fiscal Year 2006 Budget

\$90,256,591



Fiscal Year 2005 Budget

\$62,529,569



**COMMUNITY IMPROVEMENT PLAN - Schedule of Reallocations  
Fiscal Year 2006**

Reallocations may occur when there are budgeted funds from a completed project or when there is an unallocated project that holds funds for a future use.

<b>Project</b>		
<b>From</b>	<b>To</b>	<b>Reallocation</b>
9139 Recreation and Parks Unallocated	Bark Hill Ballfields	\$34,500.00
9139 Recreation and Parks Unallocated	Piney Run Upper Comfort Station	21,750.00
9850 School Construction General	Ebb Valley Elementary School	2,792,717.00
8002 Westminster Elem HVAC	Kessler Building Renovations	3,047.74
8004 Career Tech Equip Upgrade	Kessler Building Renovations	8,000.00
8034 Parr's Ridge Elementary School	Kessler Building Renovations	30,234.11
8035 Systemic Renov - Charles Carroll	Kessler Building Renovations	13,400.08
8039 Track Refurbishment	Kessler Building Renovations	1,519.07
8055 Freedom Elementary Modernization	Kessler Building Renovations	10,000.00
8056 Wm. Winchester Modernization	Kessler Building Renovations	10,000.00
8074 North Carroll High School HVAC	Kessler Building Renovations	41,756.35
8077 Robert Moton HVAC	Kessler Building Renovations	8,848.44
9744 Francis Scott Key High	Kessler Building Renovations	566.91
9840 Science 2000 Proj-to Future	Kessler Building Renovations	67,092.30
9861 NW Middle Stream Stabilization	Kessler Building Renovations	2,175.00
9885 Winters Mill High School	Kessler Building Renovations	263,360.00
9972 Career & Tech Expansion	Kessler Building Renovations	430,000.00
9885 Winters Mill High School	Vehicle Pole Shed	80,000.00
<b>Reallocation Total</b>		<b>\$3,818,967.00</b>

**COMMUNITY INVESTMENT PLAN FOR FISCAL YEAR 2006**

**Budget**

	Total 2006	Source of Funding			Federal & Other
		Other	Bonds	State	
<b><u>GENERAL GOVERNMENT FACILITIES</u></b>					
ADA - Facility Improvements	\$10,000	\$0	\$10,000	\$0	\$0
Carroll Community College - Bi-Directional Antenna	200,000	200,000	0	0	0
Carroll Community College - Technology Improvements	324,500	324,500	0	0	0
Carroll County Emergency Services Training Center - Relocation	2,500,000	2,500,000	0	0	0
Circuit Court - New Courtroom	704,000	0	704,000	0	0
County Building Systemic Renovations	157,500	78,750	78,750	0	0
County Comprehensive Plan	595,800	595,800	0	0	0
County Technology Improvements	367,500	367,500	0	0	0
Detention Center Addition	563,965	563,965	0	0	0
Economic Development - Technology Infrastructure	1,000,000	1,000,000	0	0	0
Farm Museum - Electrical Upgrade	174,000	0	174,000	0	0
Farm Museum - Storm Drainage	52,200	52,200	0	0	0
Fleet Management - Lift Replacements	42,800	42,800	0	0	0
General Government Unallocated	750,000	750,000	0	0	0
Humane Society - Cat Quarantine Area	24,100	0	24,100	0	0
Library - Finksburg Branch and Headquarters	105,000	105,000	0	0	0
Library - Technology Replacement	200,000	200,000	0	0	0
Parking Lot Overlays	36,750	36,750	0	0	0
Public Works - Salt Buildings	351,750	0	351,750	0	0
Senior Center - North Carroll	2,450,000	2,450,000	0	0	0
Senior Center - South Carroll	248,670	0	248,670	0	0
Voting Machine Set Up and Maintenance	383,100	383,100	0	0	0
Water Tanks and Dry Hydrants	250,500	10,500	240,000	0	0
Winchester Building Elevator	131,400	0	131,400	0	0
<b>GENERAL GOVERNMENT TOTAL</b>	<b>\$11,623,535</b>	<b>\$9,660,865</b>	<b>\$1,962,670</b>	<b>\$0</b>	<b>\$0</b>
<b><u>CULTURE AND RECREATION</u></b>					
Bark Hill Ballfields	\$236,000	\$118,000	\$0	\$118,000	\$0
Community Self-Help Projects	80,000	80,000	0	0	0
Freedom Elementary Ballfield Renovations	50,000	50,000	0	0	0
Gymnasium at South Carroll Senior Center	1,250,000	1,250,000	0	0	0
Krimgold Park	700,000	700,000	0	0	0
Leister Park (formerly North Carroll Recreational Park)	1,150,000	1,062,500	0	87,500	0
Parkland Acquisition (POS) County	518,565	0	0	518,565	0
Parkland Development (POS) County	331,946	0	0	331,946	0
Piney Run Upper Comfort Station	87,000	21,750	0	65,250	0
Town Fund	19,205	19,205	0	0	0
West Carroll Sports Complex	1,500,000	1,500,000	0	0	0
<b>CULTURE AND RECREATION TOTAL</b>	<b>\$5,922,716</b>	<b>\$4,801,455</b>	<b>\$0</b>	<b>\$1,121,261</b>	<b>\$0</b>

	Total 2006	Source of Funding			Federal & Other
		Local Other	Bonds	State	
<b><u>PUBLIC WORKS</u></b>					
- ROADS -					
Albert Rill Road	\$1,982,180	\$1,982,180	\$0	\$0	\$0
Falls Road	687,990	687,990	0	0	0
Georgetown Boulevard	1,233,980	0	1,233,980	0	0
John Pickett Road	2,454,560	2,454,560	0	0	0
Low Volume Road Improvements	759,400	0	759,400	0	0
Neighborhood Overlays	2,567,000	1,500,000	1,067,000	0	0
Niner Road	79,600	0	79,600	0	0
Obrecht Road (White Rock to Gaither)	700,000	700,000	0	0	0
Overlays	4,553,845	2,159,683	2,218,162	176,000	0
Small Drainage Structures	188,200	0	188,200	0	0
Traffic Calming	80,000	0	80,000	0	0
Traffic Signal Installation	31,500	31,500	0	0	0
Turkeyfoot Road	1,798,790	1,798,790	0	0	0
Unallocated	1,000,000	1,000,000	0	0	0
Westminster Area Alternative Road Plan	250,000	0	250,000	0	0
<b>ROADS TOTAL</b>	<b>\$18,367,045</b>	<b>\$12,314,703</b>	<b>\$5,876,342</b>	<b>\$176,000</b>	<b>\$0</b>
- BRIDGES -					
Bridge Maintenance and Structural Repairs	\$31,500	\$31,500	\$0	\$0	\$0
Cleaning and Painting of Existing Bridge Structural Steel	31,500	31,500	0	0	0
CSX Houcksville Bridge	217,251	0	217,251	0	0
Twin Arch Road Bridge	57,000	57,000	0	0	0
Warfieldsburg Road over Little Morgan Run	346,100	0	346,100	0	0
<b>BRIDGES TOTAL</b>	<b>\$683,351</b>	<b>\$120,000</b>	<b>\$563,351</b>	<b>\$0</b>	<b>\$0</b>
<b><u>PUBLIC SCHOOLS</u></b>					
Ebb Valley Elementary School	\$15,476,632	\$10,507,432	\$0	\$4,969,200	\$0
Full-Day Kindergarten-Eldersburg ES	2,069,600	799,600	0	1,270,000	0
Full-Day Kindergarten-Linton Springs ES	1,493,100	614,100	0	879,000	0
Full-Day Kindergarten-Piney Ridge ES	2,118,600	123,900	979,900	1,014,800	0
Full-Day Kindergarten-Spring Garden ES	2,212,700	0	1,445,200	767,500	0
Full-Day Kindergarten-Westminster ES	2,329,500	0	1,225,500	1,104,000	0
Full-Day Kindergarten-With State Planning Approval	481,516	481,516	0	0	0
Long Range Career and Technology Center Plan	40,000	40,000	0	0	0
Barrier Free Modifications	26,200	26,200	0	0	0
HVAC - Addition at Westminster West Middle School	1,624,903	1,353,903	0	271,000	0
HVAC - Improvements and Replacements	395,656	395,656	0	0	0
Kessler Building Renovations	890,000	890,000	0	0	0
Paving	802,050	802,050	0	0	0
Relocatable Classrooms	360,000	360,000	0	0	0
Technology Improvements	231,000	231,000	0	0	0
Transfer to Operating Budget for BOE Debt Service	5,693,289	5,693,289	0	0	0
Vehicle Storage-Pole Shed	80,000	80,000	0	0	0
<b>PUBLIC SCHOOLS TOTAL</b>	<b>\$36,324,746</b>	<b>\$22,398,646</b>	<b>\$3,650,600</b>	<b>\$10,275,500</b>	<b>\$0</b>

	Total 2006	Source of Funding			Federal & Other
		Local Other	Bonds	State	
<b>CONSERVATION AND OPEN SPACE</b>					
Agricultural Land Preservation	\$10,333,317	\$2,233,317	\$7,500,000	\$600,000	\$0
Floodplain Mapping	320,500	320,500	0	0	0
Land Bank	1,050,000	0	1,050,000	0	0
Roadway Evaluation Studies	26,250	26,250	0	0	0
Watershed Assessment & Improvement (NPDES)	75,000	75,000	0	0	0
<b>CONSERVATION AND OPEN SPACE TOTAL</b>	<b>\$11,805,067</b>	<b>\$2,655,067</b>	<b>\$8,550,000</b>	<b>\$600,000</b>	<b>\$0</b>
<b>ENTERPRISE FUNDS</b>					
- AIRPORT -					
Airport Environmental Study	\$42,910	\$42,910	\$0	\$0	\$0
Grounds Maintenance Equipment and Storage Facility	87,000	57,000	0	30,000	0
Obstruction Study and Tree Removal	800,000	20,000	0	20,000	760,000
T-Hangars	66,250	0	33,125	0	33,125
<b>AIRPORT TOTAL</b>	<b>\$996,160</b>	<b>\$119,910</b>	<b>\$33,125</b>	<b>\$50,000</b>	<b>\$793,125</b>
-SOLID WASTE-					
Maintenance Building - Northern Landfill	\$321,250	\$49,256	\$271,994	\$0	\$0
<b>SOLID WASTE TOTAL</b>	<b>\$321,250</b>	<b>\$49,256</b>	<b>\$271,994</b>	<b>\$0</b>	<b>\$0</b>
- UTILITIES -					
Effluent Chillers (HWWTP)	\$1,000,000	\$466,670	\$533,330	\$0	\$0
Freedom Area Sewer Study Update	75,000	75,000	0	0	0
Freedom/Hampstead - Water Meters	63,120	63,120	0	0	0
Hydrant Replacement	90,550	90,550	0	0	0
Hydraulic Looping	288,575	288,575	0	0	0
Pine Hill Wastewater Pumping Station Upgrade	123,200	123,200	0	0	0
Piney Run Wastewater Pump Station Renovation	1,092,195	1,092,195	0	0	0
Pleasant Valley Backup Well	100,000	0	100,000	0	0
Poly Aluminum Chloride Facility	630,000	0	630,000	0	0
Programmable Logic Controller	272,679	272,679	0	0	0
Snowden's Run Pumping Station Grinder	73,500	73,500	0	0	0
Sykesville Wastewater Pumping Station Upgrade	363,902	363,902	0	0	0
Tank Painting	40,000	40,000	0	0	0
<b>UTILITIES TOTAL</b>	<b>\$4,212,721</b>	<b>\$2,949,391</b>	<b>\$1,263,330</b>	<b>\$0</b>	<b>\$0</b>
<b>ENTERPRISE FUNDS TOTAL</b>	<b>\$5,530,131</b>	<b>\$3,118,557</b>	<b>\$1,568,449</b>	<b>\$50,000</b>	<b>\$793,125</b>
<b>GRAND TOTAL USES</b>	<b>\$90,256,591</b>	<b>\$55,069,293</b>	<b>\$22,171,412</b>	<b>\$12,222,761</b>	<b>\$793,125</b>