

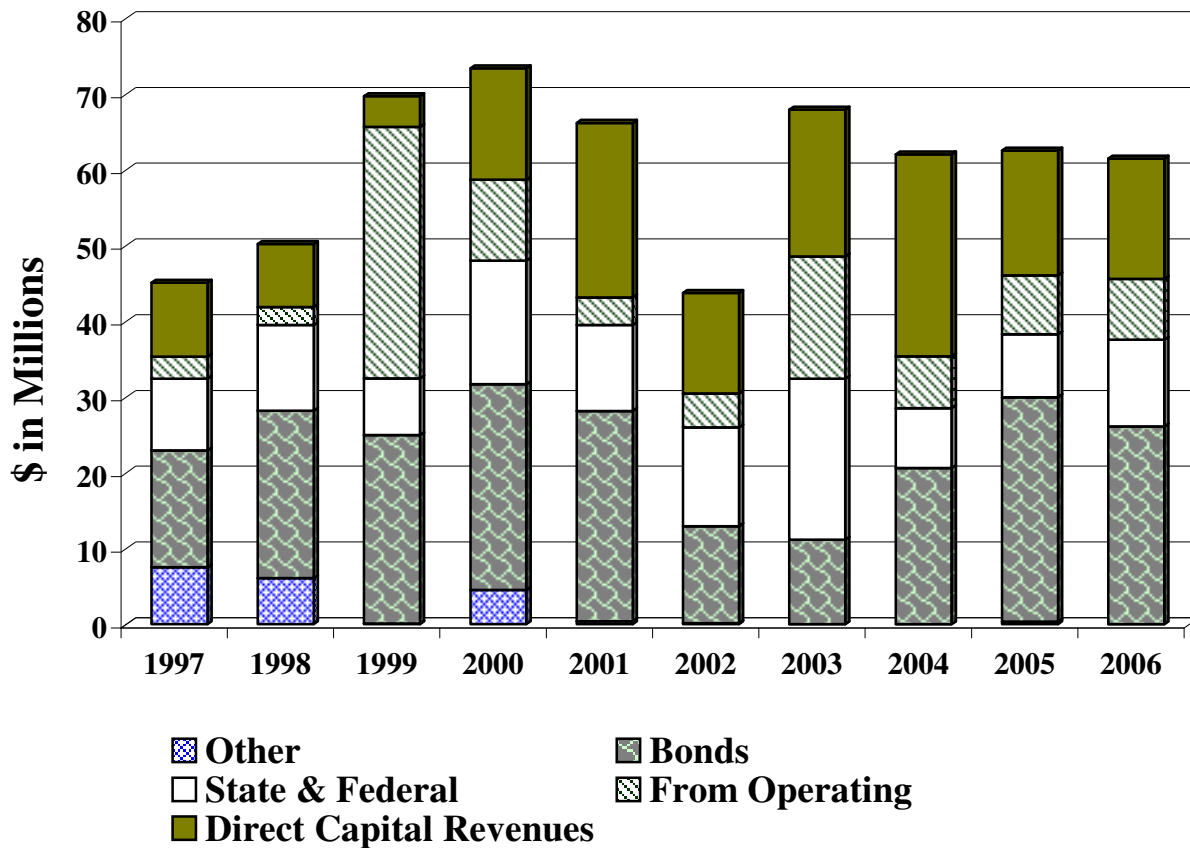
FY 04 through FY 06 Capital Budgets

Revenue Source	Fiscal Year			\$ Change FY 05 to FY 06
	2004 Budget	2005 Budget	2006 Recom	
Local				
Transfer from GF	\$3,383,995	\$7,769,070	\$8,030,100	\$261,030
Local Income Tax	7,935,072	7,685,380	8,848,600	1,163,220
Property Tax	3,715,250	3,412,216	3,078,355	(333,861)
Bonds	20,614,980	29,636,570	26,135,175	(3,501,395)
Reallocated GF Transfer	3,450,000	126,000	0	(126,000)
Reallocated Local Income Tax	650,000	0	0	0
Impact Fee - Parks	1,790,505	740,533	366,000	(374,533)
Impact Fee - Schools	10,550,000	2,550,000	0	(2,550,000)
Reallocated Impact Fee - Parks	60,000	0	56,250	56,250
Ag Transfer Tax	850,000	800,000	500,000	(300,000)
Enterprise Fund - Airport	61,875	35,000	20,000	(15,000)
Enterprise Fund - Solid Waste	0	0	49,256	49,256
Enterprise Fund - Utilities	0	0	113,500	113,500
Water/Sewer Maintenance Fees	325,325	170,315	579,294	408,979
Water/Sewer Area Conn. Charges	709,450	961,945	2,256,597	1,294,652
LOCAL TOTAL	\$54,096,452	\$53,887,029	\$50,033,127	(\$3,853,902)
State				
Highway Administration	\$176,000	\$176,000	\$176,000	\$0
MD Dept. of Health & Ment. Hyg.	1,100,000	0	0	0
MD Higher Ed. Comm.	460,000	0	604,600	604,600
MD Aviation Admin.	25,000	55,000	20,000	(35,000)
State Interagency Committee	4,013,000	4,623,000	8,740,585	4,117,585
Agriculture Preservation (MALPF)	400,000	300,000	600,000	300,000
Program Open Space	446,249	337,500	542,750	205,250
STATE TOTAL	\$7,120,249	\$5,491,500	\$10,683,935	\$5,192,435
Federal				
Fed. Aviation Admin.	\$450,000	\$2,090,000	\$760,000	(\$1,330,000)
Federal Highway/Bridge	369,040	711,040	0	(711,040)
FEDERAL TOTAL	\$819,040	\$2,801,040	\$760,000	(\$2,041,040)

FY 04 through FY 06 Capital Budgets

Revenue Source	Fiscal Year			\$ Change FY 05 to FY 06
	2004 Budget	2005 Budget	2006 Recom	
Other				
Private	\$0	\$350,000	\$0	(\$350,000)
OTHER TOTAL	\$0	\$350,000	\$0	(\$350,000)
GRAND TOTAL SOURCES	\$62,035,741	\$62,529,569	\$61,477,062	(\$1,052,507)

Capital Budget Revenues



This chart shows the capital budget by revenue source.

From Operating represents current revenues from local sources transferred to the Capital Fund, including transfer from the General Fund, agriculture transfer tax, impact fees and enterprise funds.

State & Federal includes funds from sources such as the State School Construction Program, State Program Open Space, Maryland and Federal Aviation Administration and State Highway Administration.

Bonds include new and reallocated general obligation bonds.

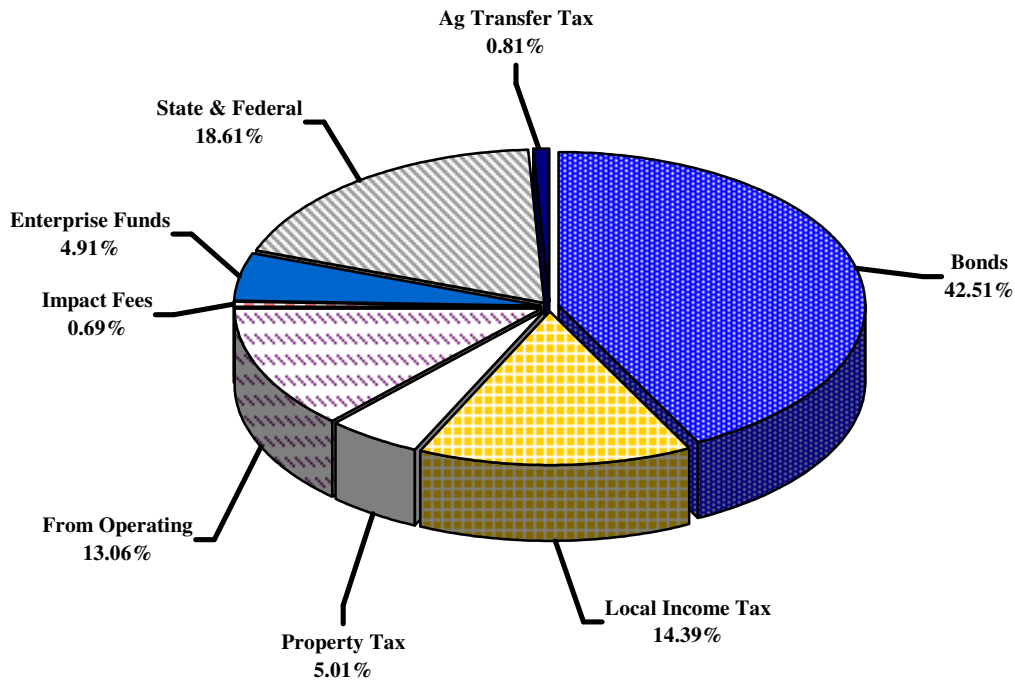
Direct Capital Revenues include funds earmarked by the Commissioners for use in the Capital Fund. These revenues are appropriated directly to the Capital Fund rather than being transferred from the General Fund. Local income tax revenue collected, of approximately 9.1%, is appropriated for school construction. \$.03 of the real property tax rate revenue is dedicated to Roads projects and Agriculture Preservation and a portion will be used to pay debt service in the General Fund for Agriculture Preservation.

Other consists of revenues such as grants, developer contributions and private and community contributions.

Capital Budget Revenues

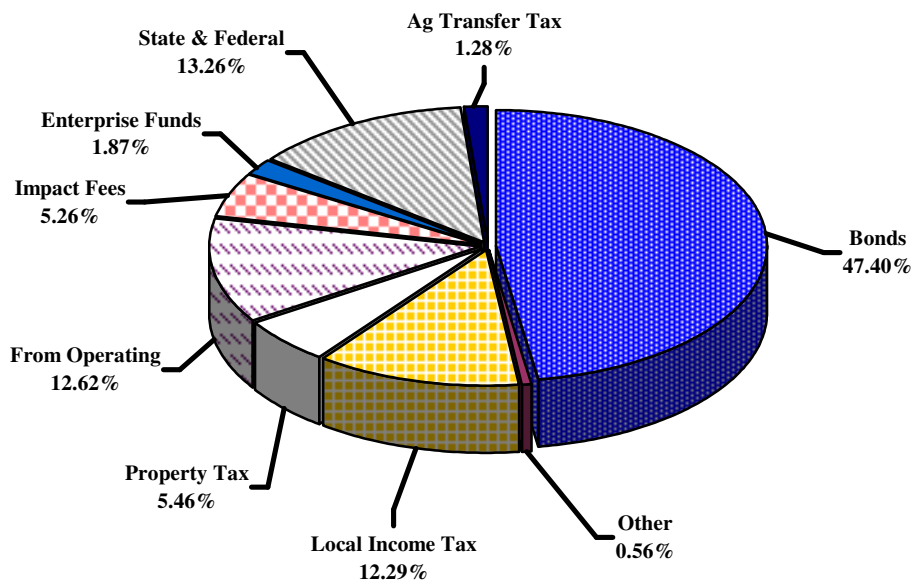
Fiscal Year 2006 Recommended

\$61,477,062



Fiscal Year 2005 Budget

\$62,529,569



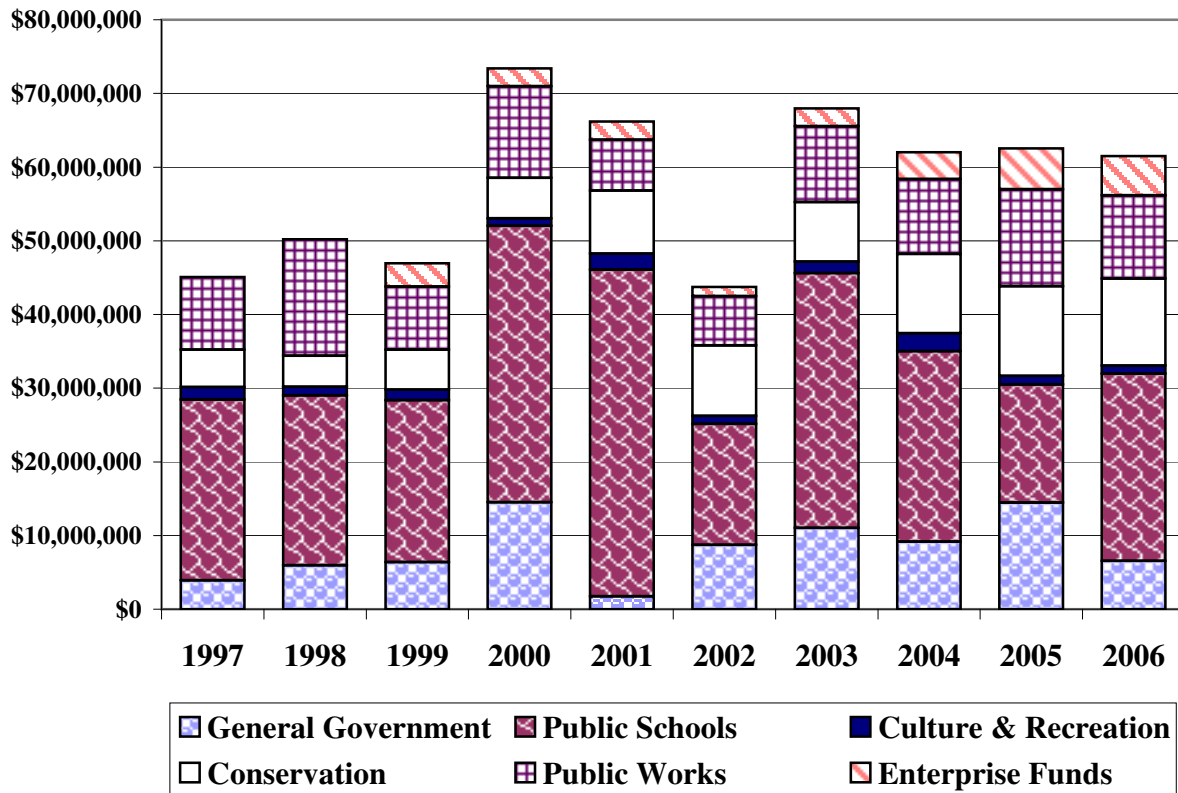
FY 04 through FY 06 Capital Budgets

Appropriation Area	Fiscal Year			\$ Change FY 05 to FY 06
	2004 Budget	2005 Budget	2006 Recom	
General Government	\$9,146,830	\$14,482,869	\$6,540,795	(\$7,942,074)
Culture & Recreation	2,417,754	1,188,003	1,088,125	(99,878)
Public Works	10,148,285	13,172,700	11,285,719	(1,886,981)
Public Schools	25,878,072	16,006,080	25,423,385	9,417,305
Conservation & Open Space	10,767,150	12,133,400	11,805,067	(328,333)
Enterprise Funds	3,677,650	5,546,517	5,333,971	(212,546)
Grand Total Appropriations:	\$62,035,741	\$62,529,569	\$61,477,062	(\$1,052,507)

FY 04 through FY 06 Capital Budgets

Appropriation Area	Fiscal Year			\$ Change FY 05 to FY 06
	2004 Budget	2005 Budget	2006 Recom	
<u>General Government</u>				
Community College	\$1,910,000	\$717,500	\$1,559,900	\$842,400
County Facilities	3,439,550	5,026,350	2,179,260	(2,847,090)
Criminal Justice/Public Safety	62,500	6,650,930	1,267,965	(5,382,965)
Farm Museum	0	0	226,200	226,200
Emergency Services Training Center	1,600,000	162,145	0	(162,145)
General Government Unallocated	0	0	750,000	750,000
Libraries/Senior Centers	2,134,780	1,925,944	557,470	(1,368,474)
General Government Total	\$9,146,830	\$14,482,869	\$6,540,795	(\$7,942,074)
<u>Culture & Recreation</u>	\$2,417,754	\$1,188,003	\$1,088,125	(\$99,878)
<u>Public Works</u>				
Roads	\$9,411,985	\$11,523,900	\$10,628,880	(\$895,020)
Bridges	736,300	1,648,800	656,839	(991,961)
Public Works Total	\$10,148,285	\$13,172,700	\$11,285,719	(\$1,886,981)
<u>Public Schools</u>	\$25,878,072	\$16,006,080	\$25,423,385	\$9,417,305
<u>Conservation & Open Space</u>	\$10,767,150	\$12,133,400	\$11,805,067	(\$328,333)
<u>Enterprise Funds</u>				
Airport	\$1,361,875	\$2,210,000	\$800,000	(\$1,410,000)
Solid Waste	800,000	0	321,250	321,250
Utilities	1,515,775	3,336,517	4,212,721	876,204
Enterprise Funds Total	\$3,677,650	\$5,546,517	\$5,333,971	(\$212,546)
Grand Total Appropriations:	\$62,035,741	\$62,529,569	\$61,477,062	(\$1,052,507)

Capital Budget Appropriations



This chart shows appropriations to the six principal aggregations in the Capital Budget for Fiscal Years 1997 through 2006.

General Government includes County buildings, Farm Museum, Emergency Services Training Center, Community College and Carroll County Public Library projects.

Culture and Recreation includes the purchase of land for parks, development of parks, ballfields and Self Help projects.

Public Works includes projects for the maintenance and construction of roads and bridges.

Public Schools includes school construction, renovation and modernization projects.

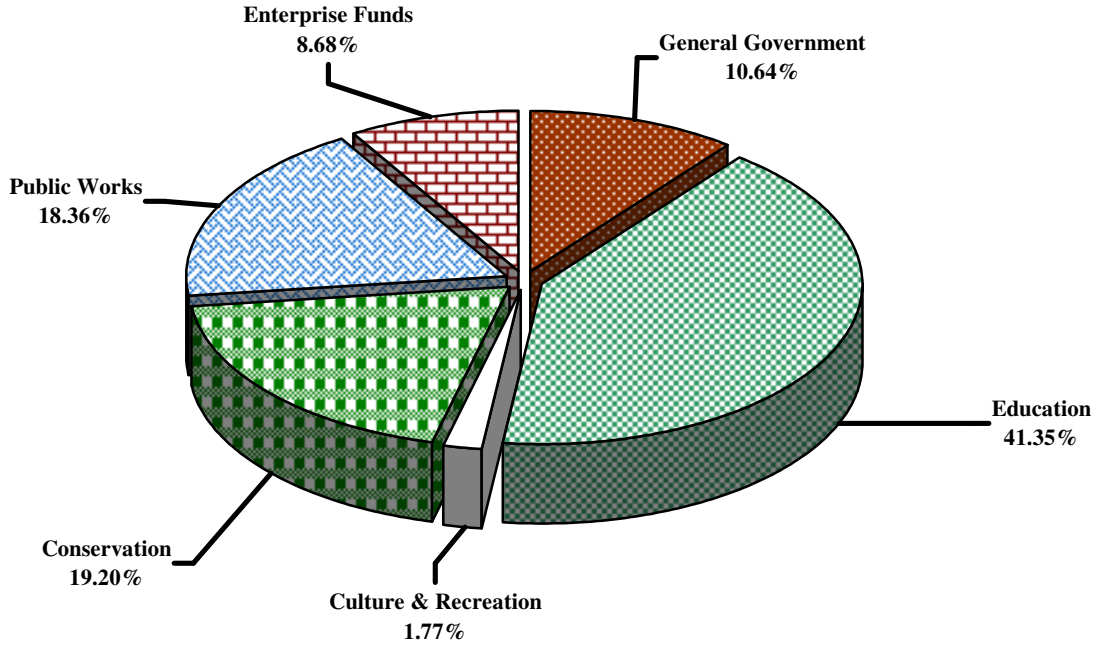
Conservation includes agricultural preservation and easement programs, reservoir land purchases, and acquisition of property for other County uses, which may include future roadway easements and public facilities.

Enterprise Funds include Airport, Firearms, Solid Waste, Septage and Utilities projects.

Capital Budget Appropriations

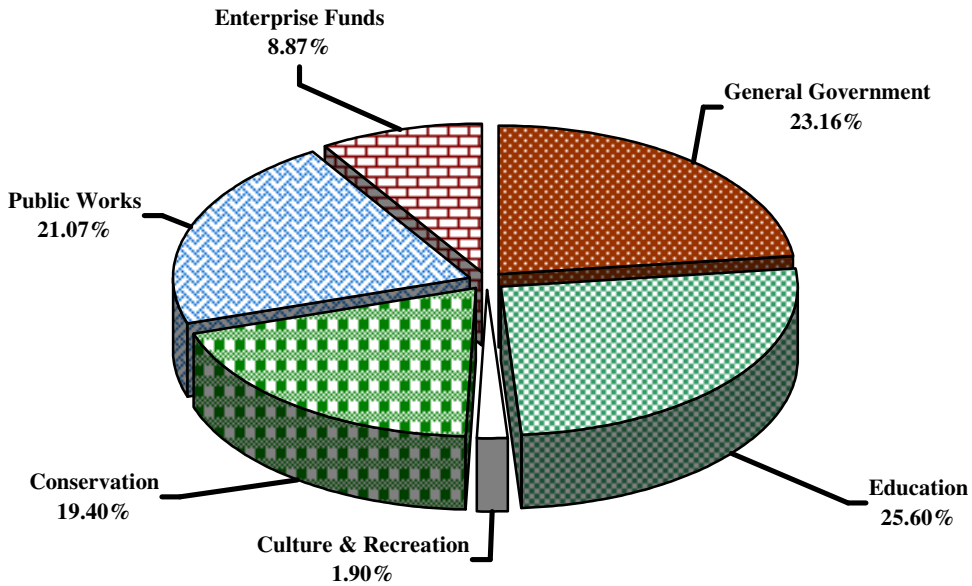
Fiscal Year 2006 Recommended

\$61,477,062



Fiscal Year 2005 Budget

\$62,529,569



CAPITAL IMPROVEMENT PROGRAM - Schedule of Reappropriations
Fiscal Year 2006
Recommended

Reappropriations may occur when there are budgeted funds from a completed project or when there is an unallocated project that holds funds for a future use.

Project		Amount/Source		
From	To	Current	Bonds	Other
9139 Recreation and Parks Unallocated	Bark Hill Ballfields			\$34,500.00
9139 Recreation and Parks Unallocated	Piney Run Upper Comfort Station			\$21,750.00
TOTALS		\$0.00	\$0.00	\$56,250.00
REAPPROPRIATED TOTAL		\$56,250.00		

	Total 2006	Source of Funding			Federal & Other
		Other	Bonds	State	
<u>GENERAL GOVERNMENT FACILITIES</u>					
ADA - Facility Improvements	\$10,000	\$0	\$10,000	\$0	\$0
Carroll Community College - Bi-Directional Antenna	200,000	200,000	0	0	0
Carroll Community College - Parking Lot Addition	1,035,400	0	430,800	604,600	0
Carroll Community College - Technology Improvements	324,500	324,500	0	0	0
Circuit Court - New Courtroom	704,000	0	704,000	0	0
County Building Systemic Renovations	157,500	78,750	78,750	0	0
County Master Plan	423,860	423,860	0	0	0
County Technology Improvements	367,500	367,500	0	0	0
Detention Center Addition	563,965	563,965	0	0	0
Farm Museum - Electrical Upgrade	174,000	0	174,000	0	0
Farm Museum - Storm Drainage	52,200	52,200	0	0	0
Fleet Management - Lift Replacements	42,800	42,800	0	0	0
General Government Unallocated	750,000	750,000	0	0	0
Humane Society - Cat Quarantine Area	24,100	0	24,100	0	0
Library - Finksburg Branch and Headquarters	105,000	105,000	0	0	0
Library - Technology Replacement	200,000	200,000	0	0	0
Parking Lot Overlays	36,750	36,750	0	0	0
Public Works - Salt Buildings	351,750	0	351,750	0	0
Senior Center - Mt. Airy Multi-Purpose Room	3,800	3,800	0	0	0
Senior Center - South Carroll	248,670	0	248,670	0	0
Voting Machine Implementation and Maintenance	383,100	383,100	0	0	0
Water Tanks and Dry Hydrants	250,500	10,500	240,000	0	0
Winchester Building Elevator	131,400	0	131,400	0	0
GENERAL GOVERNMENT TOTAL	\$6,540,795	\$3,542,725	\$2,393,470	\$604,600	\$0
<u>CULTURE AND RECREATION</u>					
Bark Hill Ballfields	\$236,000	\$118,000	\$0	\$118,000	\$0
Community Self-Help Projects	80,000	80,000	0	0	0
Freedom Elementary Ballfield Renovations	50,000	50,000	0	0	0
Leister Park (formerly North Carroll Recreational Park)	350,000	262,500	0	87,500	0
Parkland Acquisition (POS) County	191,000	0	0	191,000	0
Parkland Development (POS) County	81,000	0	0	81,000	0
Piney Run Upper Comfort Station	87,000	21,750	0	65,250	0
Town Fund	13,125	13,125	0	0	0
CULTURE AND RECREATION TOTAL	\$1,088,125	\$545,375	\$0	\$542,750	\$0
<u>PUBLIC WORKS</u>					
- ROADS -					
Georgetown Boulevard	\$1,233,980	\$0	\$1,233,980	\$0	\$0
Low Volume Road Improvements	759,400	0	759,400	0	0
Niner Road Improvements	79,600	0	79,600	0	0
Overlays	5,939,200	3,545,038	2,218,162	176,000	0
Small Drainage Structures	188,200	0	188,200	0	0
Subdivision Overlays	1,067,000	0	1,067,000	0	0
Traffic Calming	80,000	0	80,000	0	0
Traffic Signal Installation	31,500	31,500	0	0	0
Unallocated	1,000,000	1,000,000	0	0	0
Westminster Area Alternative Road Plan	250,000	0	250,000	0	0
ROADS TOTAL	\$10,628,880	\$4,576,538	\$5,876,342	\$176,000	\$0

	Total 2006	Source of Funding			Federal & Other
		Other	Bonds	State	
- BRIDGES -					
Bridge Maintenance and Structural Repairs	\$31,500	\$31,500	\$0	\$0	\$0
Cleaning and Painting of Existing Bridge Structural Steel	31,500	31,500	0	0	0
CSX Houcksville Bridge	190,739	0	190,739	0	0
Twin Arch Road Bridge	57,000	57,000	0	0	0
Warfieldsburg Road over Little Morgan Run	346,100	0	346,100	0	0
BRIDGES TOTAL	\$656,839	\$120,000	\$536,839	\$0	\$0
PUBLIC SCHOOLS					
Ebb Valley Elementary School	\$1,543,200	\$0	\$1,543,200	\$0	\$0
Full-Day Kindergarten-Eldersburg ES	1,462,900	0	192,900	1,270,000	0
Full-Day Kindergarten-Linton Springs ES	1,039,400	160,400	0	879,000	0
Full-Day Kindergarten-Piney Ridge ES	2,204,400	123,900	1,065,500	1,015,000	0
Full-Day Kindergarten-Spring Garden ES	2,300,200	0	1,532,200	768,000	0
Full-Day Kindergarten-With State Planning Approval	857,000	500,000	357,000	0	0
Full-Day Kindergarten-Without State Planning Approval	4,852,400	0	2,352,400	2,500,000	0
Long Range Career and Technology Center Plan	40,000	40,000	0	0	0
Barrier Free Modifications	26,200	26,200	0	0	0
HVAC - Addition at Westminster West Middle School	1,624,903	686,229	0	938,674	0
HVAC - Improvements and Replacements	395,656	395,656	0	0	0
HVAC - Replacement at Robert Moton Elementary School	2,388,026	1,018,115	0	1,369,911	0
Paving	252,500	52,500	200,000	0	0
Relocatable Classrooms	360,000	360,000	0	0	0
Technology Improvements	231,000	231,000	0	0	0
Transfer to Operating Budget for BOE Debt Service	5,845,600	5,845,600	0	0	0
PUBLIC SCHOOLS TOTAL	\$25,423,385	\$9,439,600	\$7,243,200	\$8,740,585	\$0
CONSERVATION AND OPEN SPACE					
Agricultural Land Preservation	\$10,333,317	\$2,233,317	\$7,500,000	\$600,000	\$0
Floodplain Mapping	320,500	320,500	0	0	0
Land Bank	1,050,000	0	1,050,000	0	0
Roadway Evaluation Studies	26,250	26,250	0	0	0
Watershed Assessment & Improvement (NPDES)	75,000	75,000	0	0	0
CONSERVATION AND OPEN SPACE TOTAL	\$11,805,067	\$2,655,067	\$8,550,000	\$600,000	\$0
ENTERPRISE FUNDS					
- AIRPORT -					
Obstruction Study and Tree Removal	\$800,000	\$20,000	\$0	\$20,000	\$760,000
AIRPORT TOTAL	\$800,000	\$20,000	\$0	\$20,000	\$760,000
-SOLID WASTE-					
Maintenance Building - Northern Landfill	\$321,250	\$49,256	\$271,994	\$0	\$0
SOLID WASTE TOTAL	\$321,250	\$49,256	\$271,994	\$0	\$0

	Total 2006	Source of Funding			
		Local		State	Federal & Other
		Other	Bonds		
- UTILITIES -					
Effluent Chillers	\$1,000,000	466,670	\$533,330	\$0	\$0
Freedom Area Sewer Study Update	75,000	75,000	0	0	0
Freedom/Hampstead - Water Meters	63,120	63,120	0	0	0
Hydrant Replacement	90,550	90,550	0	0	0
Hydraulic Looping	288,575	288,575	0	0	0
Pine Hill Wastewater Pumping Station Upgrade	123,200	123,200	0	0	0
Piney Run Wastewater Pump Station Renovation	1,092,195	1,092,195	0	0	0
Pleasant Valley Backup Well	100,000	0	100,000	0	0
Poly Aluminum Chloride Facility	630,000	0	630,000	0	0
Programmable Logic Controller	272,679	272,679	0	0	0
Snowden's Run Pumping Station Dimmonneuter (Grinder)	73,500	73,500	0	0	0
Sykesville Wastewater Pumping Station Upgrade	363,902	363,902	0	0	0
Tank Painting	40,000	40,000	0	0	0
UTILITIES TOTAL	\$4,212,721	\$2,949,391	\$1,263,330	\$0	\$0
ENTERPRISE FUNDS TOTAL	\$5,333,971	\$3,018,647	\$1,535,324	\$20,000	\$760,000
GRAND TOTAL USES	\$61,477,062	\$23,897,952	\$26,135,175	\$10,683,935	\$760,000