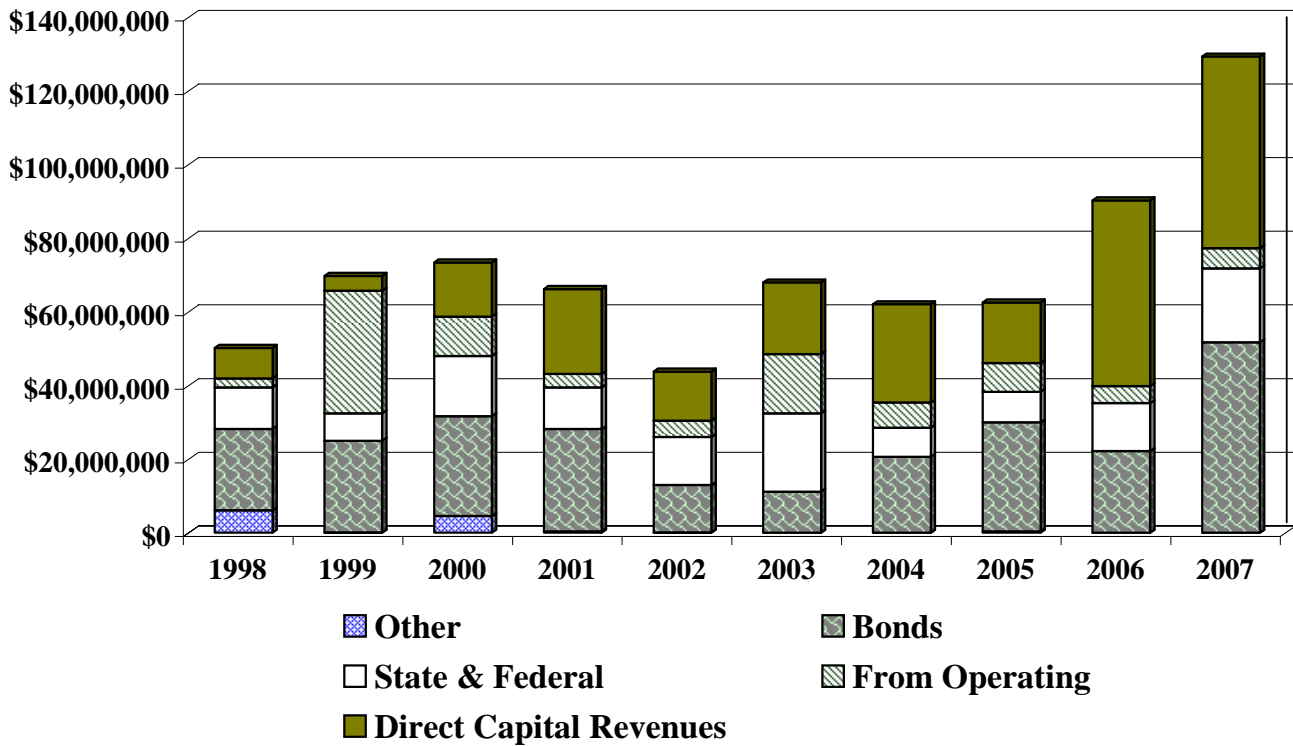


FY 05 - FY 07 Capital Budget Revenues

Revenue Source	Fiscal Year			\$ Change FY 06 to FY 07
	2005 Budget	2006 Budget	2007 Budget	
Local				
Transfer from GF	\$7,769,070	\$4,649,365	\$5,464,725	\$815,360
Local Income Tax	7,685,380	8,366,964	7,612,850	(754,114)
Property Tax	3,412,216	34,292,350	28,831,200	(5,461,150)
Bonds	29,636,570	22,171,412	51,700,526	29,529,114
Bond Interest	0	0	1,000,000	1,000,000
Reallocated GF Transfer	126,000	69,267	0	(69,267)
Reallocated Local Income Tax	0	900,733	0	(900,733)
Reallocated Property Tax	0	0	2,050,000	2,050,000
Impact Fee - Parks	740,533	366,000	531,200	165,200
Impact Fee - Schools	2,550,000	2,792,717	1,743,300	(1,049,417)
Reallocated Impact Fee - Parks	0	56,250	0	(56,250)
Ag Transfer Tax	800,000	500,000	500,000	0
Enterprise Fund - Airport	35,000	77,000	18,000	(59,000)
Enterprise Fund - Solid Waste	0	49,256	257,000	207,744
Enterprise Fund - Utilities	0	113,500	265,400	151,900
Water/Sewer Maintenance Fees	170,315	579,294	1,666,619	1,087,325
Water/Sewer Area Conn. Charges	961,945	2,256,597	7,509,373	5,252,776
LOCAL TOTAL	\$53,887,029	\$77,240,705	\$109,150,193	\$31,909,488
State				
Highway Administration	\$176,000	\$176,000	\$176,000	\$0
MD Higher Ed. Comm.	0	0	1,251,000	1,251,000
MD Aviation Admin.	55,000	50,000	377,460	327,460
MD Department of Aging	0	0	600,000	600,000
State Interagency Committee	4,623,000	10,275,500	10,252,970	(22,530)
Agriculture Preservation (MALPF)	300,000	600,000	1,800,000	1,200,000
Program Open Space	337,500	1,121,261	4,263,032	3,141,771
STATE TOTAL	\$5,491,500	\$12,222,761	\$18,720,462	\$6,497,701
Federal				
Fed. Aviation Admin.	\$2,090,000	\$793,125	\$1,192,378	\$399,253
Federal Highway/Bridge	711,040	0	221,000	221,000
FEDERAL TOTAL	\$2,801,040	\$793,125	\$1,413,378	\$620,253
Other				
Private	\$350,000	\$0	\$0	\$0
OTHER TOTAL	\$350,000	\$0	\$0	\$0
GRAND TOTAL SOURCES	\$62,529,569	\$90,256,591	\$129,284,033	\$39,027,442

Capital Budget Revenues



This chart shows the capital budget by revenue source.

From Operating represents current revenues from local sources transferred to the Capital Fund, including transfer from the General Fund, agriculture transfer tax, impact fees and enterprise funds.

State & Federal includes funds from sources such as the State School Construction Program, State Program Open Space, Maryland and Federal Aviation Administration and State Highway Administration.

Bonds include new and reallocated general obligation bonds.

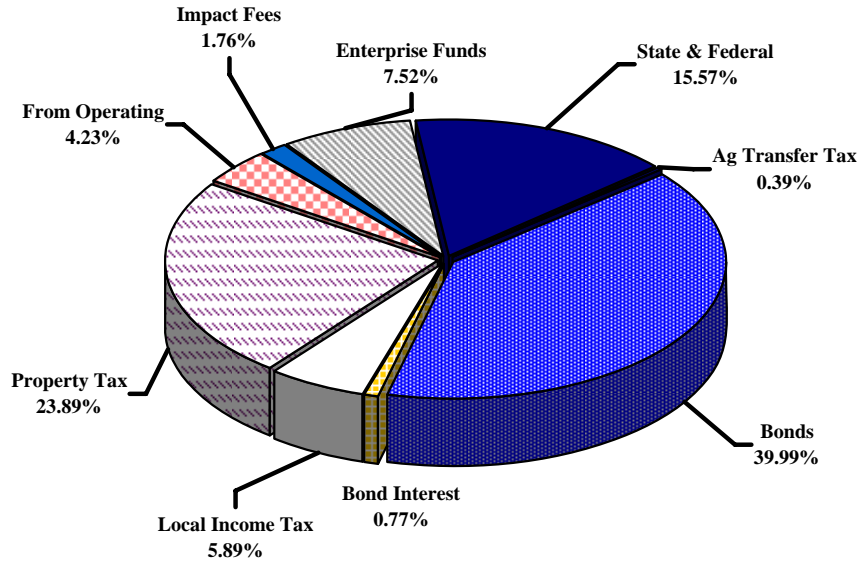
Direct Capital Revenues include funds earmarked by the Commissioners for use in the Capital Fund. These revenues are appropriated directly to the Capital Fund rather than being transferred from the General Fund. Local income tax revenue collected, approximately 9.1%, is appropriated for school construction. 3% of the real property tax revenue is dedicated to Roads projects and Agriculture Preservation and a portion will be used to pay debt service in the General Fund for Agriculture Preservation. In FY 07 an additional \$25.4 million in real property tax is appropriated directly to various one-time expenditures.

Other consists of revenues such as grants, developer contributions and private and community contributions.

Capital Budget Revenues

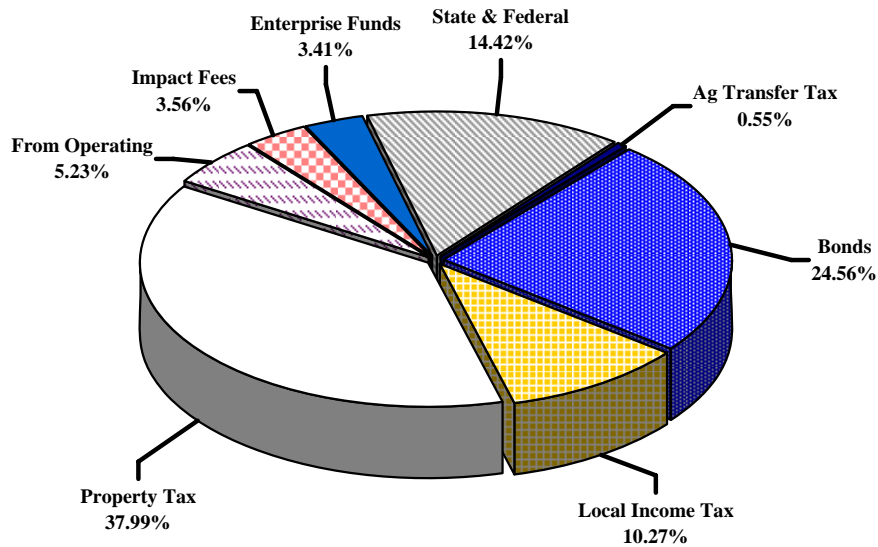
Fiscal Year 2007 Budget

\$129,284,033



Fiscal Year 2006 Budget

\$90,256,591



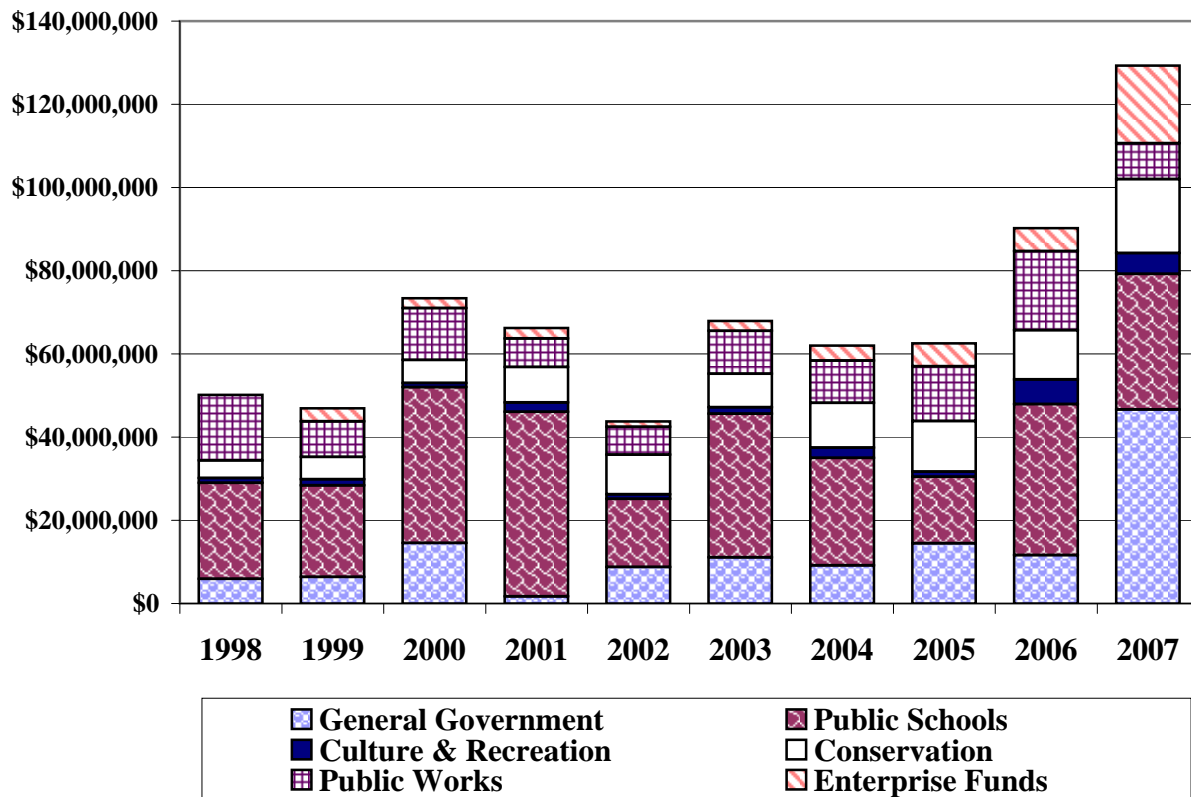
FY 05 - FY 07 Capital Budget Appropriations

Appropriation Area	Fiscal Year			\$ Change FY 06 to FY 07
	2005 Budget	2006 Budget	2007 Budget	
General Government	\$14,482,869	\$11,623,535	\$46,618,517	\$34,994,982
Culture & Recreation	1,188,003	5,922,716	4,954,332	(968,384)
Public Works	13,172,700	19,050,396	8,642,000	(10,408,396)
Public Schools	16,006,080	36,324,746	32,627,650	(3,697,096)
Conservation & Open Space	12,133,400	11,805,067	17,784,538	5,979,471
Enterprise Funds	5,546,517	5,530,131	18,656,996	13,126,865
Grand Total Appropriations:	\$62,529,569	\$90,256,591	\$129,284,033	\$39,027,442

FY 05 - FY 07 Capital Budget Appropriations

Appropriation Area	Fiscal Year			\$ Change FY 06 to FY 07
	2005 Budget	2006 Budget	2007 Budget	
<u>General Government</u>				
Community College	\$717,500	\$524,500	\$2,525,000	\$2,000,500
County Facilities	5,026,350	3,076,600	27,006,987	23,930,387
Criminal Justice/Public Safety	6,650,930	1,542,565	0	(1,542,565)
Farm Museum	0	226,200	154,650	(71,550)
Public Safety Training Center	162,145	2,500,000	4,500,000	2,000,000
General Government Unallocated	0	750,000	0	(750,000)
Libraries/Senior Centers	1,925,944	3,003,670	12,431,880	9,428,210
General Government Total	\$14,482,869	\$11,623,535	\$46,618,517	\$34,994,982
<u>Culture & Recreation</u>	\$1,188,003	\$5,922,716	\$4,954,332	(\$968,384)
<u>Public Works</u>				
Roads	\$11,523,900	\$18,367,045	\$8,176,000	(\$10,191,045)
Bridges	1,648,800	683,351	466,000	(217,351)
Public Works Total	\$13,172,700	\$19,050,396	\$8,642,000	(\$10,408,396)
<u>Public Schools</u>	\$16,006,080	\$36,324,746	\$32,627,650	(\$3,697,096)
<u>Conservation & Open Space</u>	\$12,133,400	\$11,805,067	\$17,784,538	\$5,979,471
<u>Enterprise Funds</u>				
Airport	\$2,210,000	\$996,160	\$6,190,298	\$5,194,138
Septage	0	0	239,000	\$239,000
Solid Waste	0	321,250	781,000	459,750
Utilities	3,336,517	4,212,721	11,446,698	7,233,977
Enterprise Funds Total	\$5,546,517	\$5,530,131	\$18,656,996	\$13,126,865
Grand Total Appropriations:	\$62,529,569	\$90,256,591	\$129,284,033	\$39,027,442

Capital Budget Appropriations



This chart shows appropriations to the six principal aggregations in the Capital Budget for Fiscal Years 1998 through 2007.

General Government includes County buildings, Farm Museum, Public Safety Training Center, Community College and Carroll County Public Library projects.

Culture and Recreation includes the purchase of land for parks, development of parks, ballfields and Self Help projects.

Public Works includes projects for the maintenance and construction of roads and bridges.

Public Schools includes school construction, renovation and modernization projects.

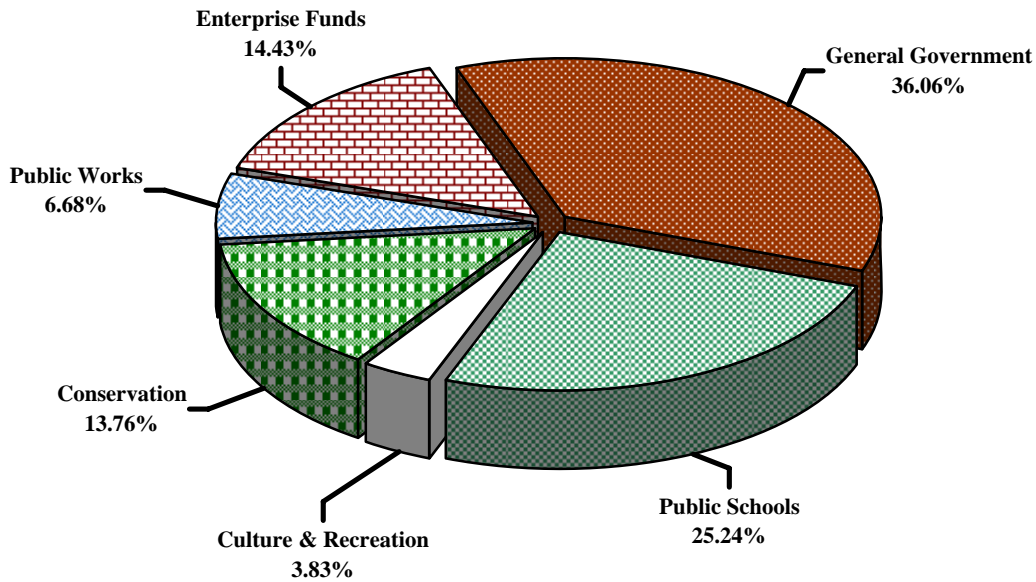
Conservation includes agricultural preservation and easement programs, reservoir land purchases, and acquisition of property for other County uses, which may include future roadway easements and public facilities.

Enterprise Funds include Airport, Firearms, Solid Waste, Septage and Utilities projects.

Capital Budget Appropriations

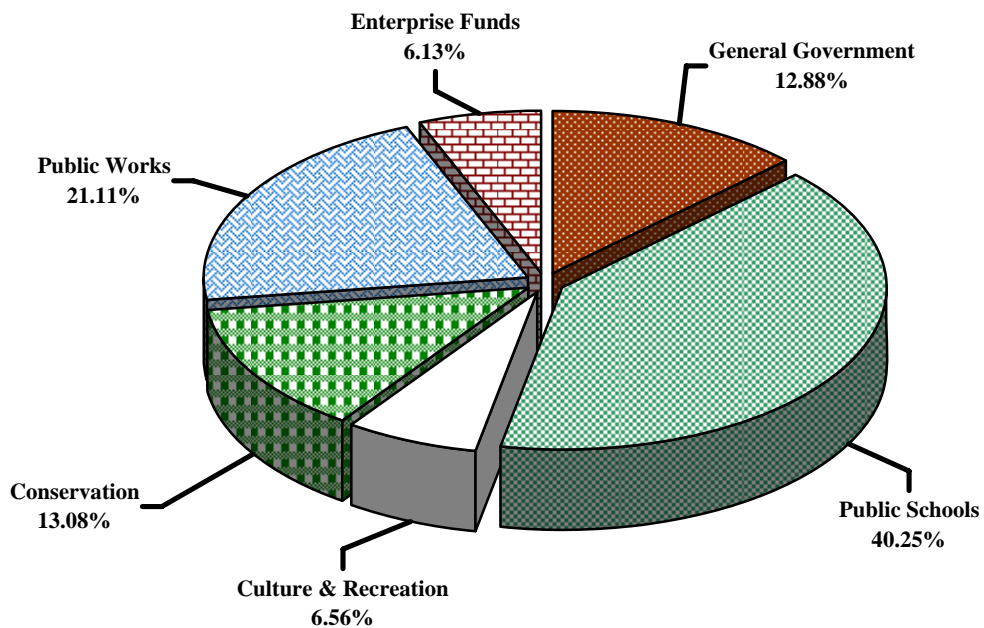
Fiscal Year 2007 Budget

\$129,284,033



Fiscal Year 2006 Budget

\$90,256,591



COMMUNITY IMPROVEMENT PLAN - Schedule of Reappropriations
Fiscal Year 2007

Reappropriations may occur when there are budgeted funds from a completed project or when there is an unallocated project that holds funds for a future use.

Project		Amount/Source		
From	To	Current	Bonds	Other
8121 Leister Park	8107 800MHz Radio System Upgrades and Improvements			800,000
8175 West Carroll Sports Complex	8062 South Carroll Senior Center			1,250,000
TOTALS		0	0	2,050,000
REAPPROPRIATED TOTAL		2,050,000		

**Community Investment Plan FOR FISCAL YEAR 2007
Adopted**

	Total 2007	Source of Funding			Federal & Other
		Local Other	Bonds	State	
GENERAL GOVERNMENT					
800 MHz Radio System Upgrades & Improvements	\$1,120,000	\$1,120,000	\$0	\$0	\$0
ADA - Facility Improvements	10,000	10,000	0	0	0
Board of Education - Central Offices	3,631,000	0	3,631,000	0	0
Carroll Community College - Classroom Building 4	2,525,000	0	1,274,000	1,251,000	0
Carroll Community College - Technology Improvements	334,200	334,200	0	0	0
Carroll County Public Safety Training Center - Relocation	4,500,000	0	4,500,000	0	0
Carroll County Public Network	7,369,500	0	7,369,500	0	0
County Building Systemic Renovations	165,400	82,700	82,700	0	0
County Comprehensive Plan	305,000	305,000	0	0	0
County Technology Improvements	379,000	379,000	0	0	0
Farm Museum- Electrical Upgrade	66,650	0	66,650	0	0
Farm Museum-HVAC	88,000	88,000	0	0	0
GIS Planimetric Data	750,000	750,000	0	0	0
Information Technology System Computer Replacement	182,000	182,000	0	0	0
Kessler Building Renovations	1,330,687	1,330,687	0	0	0
Library - Technology Replacement	206,000	206,000	0	0	0
New Windsor Middle School- Office Complex	6,294,200	6,294,200	0	0	0
Parking Lot Overlays	39,000	39,000	0	0	0
Public Works - Salt Buildings	1,447,000	0	1,447,000	0	0
Senior Center - South Carroll	11,202,880	5,056,600	5,546,280	600,000	0
Taneytown Library Expansion	1,023,000	0	1,023,000	0	0
300 South Center Street	2,450,000	0	2,450,000	0	0
Water Tank at Ebb Valley	\$1,200,000	1,200,000	0	0	0
GENERAL GOVERNMENT TOTAL	\$46,618,517	\$17,377,387	\$27,390,130	\$1,851,000	\$0
CULTURE AND RECREATION					
Community Self-Help Projects	\$80,000	\$80,000	\$0	\$0	\$0
Deer Park Linear Trail	66,000	33,000	0	33,000	0
Krimgold Park	2,087,000	357,000	0	1,730,000	0
Leister Park	1,212,000	121,200	0	1,090,800	0
Park Restoration Fund	63,000	63,000	0	0	0
Parkland Acquisition (POS) County	286,086	0	0	286,086	0
Parkland Development (POS) County	123,146	0	0	123,146	0
Town Fund	37,100	37,100	0	0	0
West Carroll Sports Complex	1,000,000	0	0	1,000,000	0
CULTURE AND RECREATION TOTAL	\$4,954,332	\$691,300	\$0	\$4,263,032	\$0
PUBLIC WORKS					
- ROADS -					
Low Volume Road Improvements	\$967,600	\$0	\$967,600	\$0	\$0
Monroe Avenue (Bennett to MD 32)	340,000	0	340,000	0	0
Neighborhood Overlays	1,387,600	0	1,387,600	0	0
Northern Area HS Road	90,000	0	90,000	0	0
Overlays	5,175,800	1,968,000	3,031,800	176,000	0
Small Drainage Structures	157,000	0	157,000	0	0
Traffic Calming	25,000	0	25,000	0	0
Traffic Signal Installation	33,000	33,000	0	0	0
ROADS TOTAL	\$8,176,000	\$2,001,000	\$5,999,000	\$176,000	\$0
- BRIDGES -					
Bollinger Road over Beaver Run	\$90,000	\$0	\$18,000	\$0	\$72,000
Bridge Inspection and Inventory	33,000	33,000	0	0	0
Bridge Maintenance and Structural Repairs	33,000	33,000	0	0	0
Cleaning and Painting of Existing Bridge Structural Steel	33,000	33,000	0	0	0
Falls Road over Indian Run	90,000	0	90,000	0	0
Greenmount Church Road over East Murphy Run	187,000	0	38,000	0	149,000
BRIDGES TOTAL	\$466,000	\$99,000	\$146,000	\$0	\$221,000
PUBLIC WORKS TOTAL	\$8,642,000	\$2,100,000	\$6,145,000	\$176,000	\$221,000

PUBLIC SCHOOLS

Ebb Valley Elementary School	\$6,089,500	\$2,193,400		\$3,896,100	\$0
Full-Day Kindergarten-Hampstead ES	1,889,000	0	811,930	1,077,070	0
Full-Day Kindergarten-Manchester ES	3,280,000	500,000	1,438,500	1,341,500	0
Full-Day Kindergarten-Mechanicsville ES	2,553,000	0	1,543,200	1,009,800	0
Full-Day Kindergarten-Runnymede ES	2,698,000	0	1,515,500	1,182,500	0
Northern Area High School	5,706,300	5,706,300	0	0	0
Barrier Free Modifications	28,000	28,000	0	0	0
HVAC Replacement-Robert Moton Elementary School	2,607,000	1,124,000	0	1483000	0
Paving	260,000	260,000	0	0	0
Relocatable Classrooms	360,000	360,000	0	0	0
Roof Replacement-Sykesville Middle School	794,000	531,000	0	263000	0
Roofing Improvements	110,000	110,000	0	0	0
Technology Improvements	238,000	238,000	0	0	0
Transfer to Operating Budget for BOE Debt Service	6,014,850	6,014,850	0	0	0
PUBLIC SCHOOLS TOTAL	\$32,627,650	\$17,065,550	\$5,309,130	\$10,252,970	\$0

CONSERVATION AND OPEN SPACE

Agricultural Land Preservation	\$11,581,000	\$6,781,000	\$3,000,000	\$1,800,000	\$0
Land Bank	6,081,500	3,000,000	3,081,500	0	0
Roadway Evaluation Studies	27,038	27,038	0	0	0
Watershed Assessment & Improvement (NPDES)	95,000	95,000	0	0	0
CONSERVATION AND OPEN SPACE TOTAL	\$17,784,538	\$9,903,038	\$6,081,500	\$1,800,000	\$0

ENTERPRISE FUNDS

- AIRPORT -

Grounds Maintenance Equipment and Storage Facility	\$18,000	\$18,000	\$0	\$0	\$0
Runway Expansion	775,298	0	18,460	18,460	738,378
Security System	692,000	0	346,000	346,000	0
Terminal Building Expansion	0	0	0	0	0
T-Hangars	4,705,000	0	4,238,000	13,000	454,000
AIRPORT TOTAL	\$6,190,298	\$18,000	\$4,602,460	\$377,460	\$1,192,378

-SOLID WASTE-

Maintenance Building- Northern Landfill	\$60,000	\$60,000	\$0	\$0	\$0
Methane and VOC Collection	150,000	150,000	0	0	0
Northern Landfill Cell 3	524,000	524,000	0	0	0
Northern Landfill Scalehouse Replacement	47,000	47,000	0	0	0
SOLID WASTE TOTAL	\$781,000	\$781,000	\$0	\$0	\$0

-SEPTAGE-

Septage Receiving Facility Improvements	239,000	0	239,000	0	0
SOLID WASTE TOTAL	\$239,000	\$0	\$239,000	\$0	\$0

- UTILITIES -

Bramble Hills Well System Rehabilitation	\$72,000	\$72,000	\$0	\$0	\$0
Freedom Water Treatment Plant Upgrade and Expansion	8,296,473	6,943,067	1,353,406	0	0
Freedom/Hampstead - Water Meters	69,600	69,600	0	0	0
Hydrant Replacement	95,150	95,150	0	0	0
Hydraulic Looping	288,575	288,575	0	0	0
Lake Forest Pumping Station Dimmonneuter (Grinder)	75,400	75,400	0	0	0
Oxidation Ditch Operations Rehabilitation	47,900	0	47,900	0	0
Piney Run Wastewater Pumping Station Upgrade	1,547,600	1,547,600	0	0	0
Sanitary Sewer Manhole Rehabilitation	150,000	150,000	0	0	0
Shiloh Wastewater Pumping Station Renovation	104,000	52,000	52,000	0	0
Sludge Dewatering Facility Replacement	480,000	0	480,000	0	0
Sykesville Wastewater Pumping Station Renovation	180,000	180,000	0	0	0
Tank Painting	40,000	40,000	0	0	0
UTILITIES TOTAL	11,446,698	9,513,392	1,933,306	\$0	\$0

ENTERPRISE FUNDS TOTAL

\$18,656,996	\$10,312,392	\$6,774,766	\$377,460	\$1,192,378
---------------------	---------------------	--------------------	------------------	--------------------

GRAND TOTAL USES

\$129,284,033	\$57,449,667	\$51,700,526	\$18,720,462	\$1,413,378
----------------------	---------------------	---------------------	---------------------	--------------------