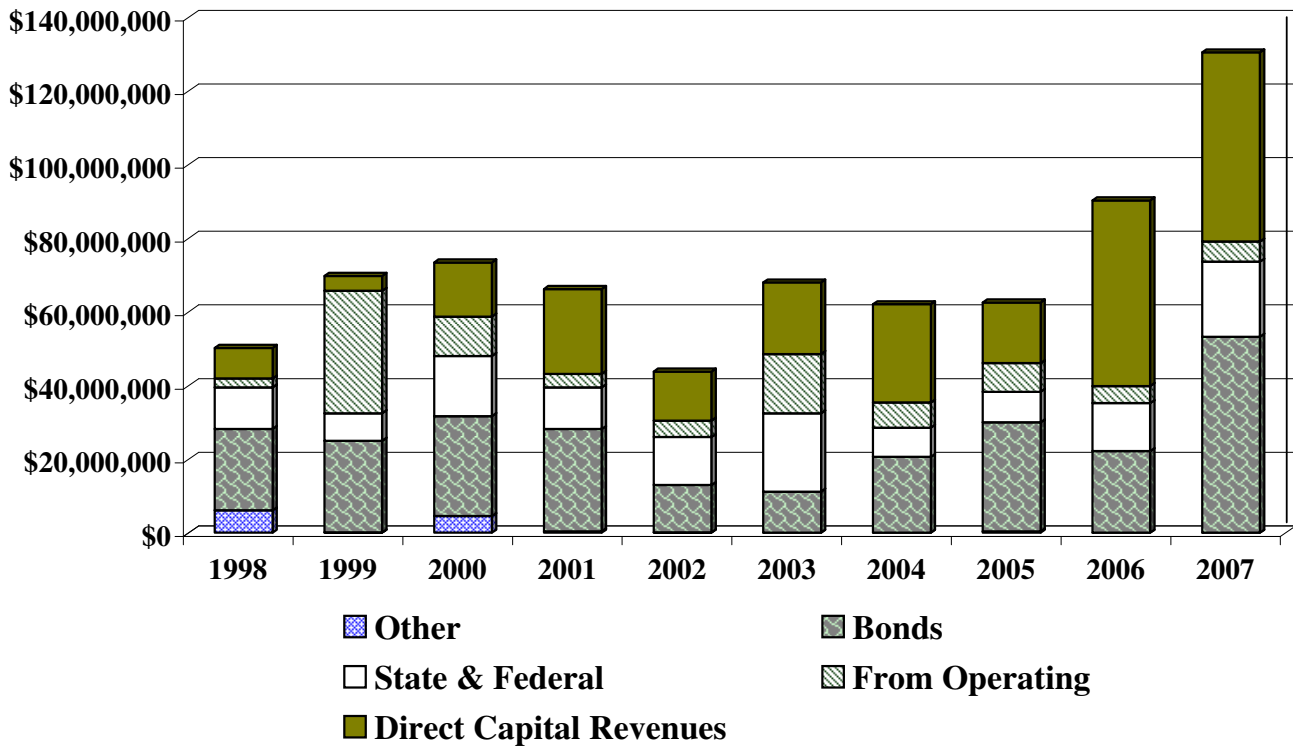


FY 05 - FY 07 Capital Budget Revenues

Revenue Source	Fiscal Year			\$ Change FY 06 to FY 07
	2005 Budget	2006 Budget	2007 Recom	
Local				
Transfer from GF	\$7,769,070	\$4,649,365	\$5,446,825	\$797,460
Local Income Tax	7,685,380	8,366,964	7,856,260	(510,704)
Property Tax	3,412,216	34,292,350	28,831,200	(5,461,150)
Bonds	29,636,570	22,171,412	53,227,301	31,055,889
Bond Interest	0	0	1,000,000	1,000,000
Reallocated GF Transfer	126,000	69,267	0	(69,267)
Reallocated Local Income Tax	0	900,733	0	(900,733)
Reallocated Property Tax	0	0	2,050,000	2,050,000
Impact Fee - Parks	740,533	366,000	521,200	155,200
Impact Fee - Schools	2,550,000	2,792,717	1,000,000	(1,792,717)
Reallocated Impact Fee - Parks	0	56,250	0	(56,250)
Ag Transfer Tax	800,000	500,000	500,000	0
Enterprise Fund - Airport	35,000	77,000	20,000	(57,000)
Enterprise Fund - Solid Waste	0	49,256	147,000	97,744
Enterprise Fund - Utilities	0	113,500	265,400	151,900
Water/Sewer Maintenance Fees	170,315	579,294	1,666,619	1,087,325
Water/Sewer Area Conn. Charges	961,945	2,256,597	7,509,373	5,252,776
LOCAL TOTAL	\$53,887,029	\$77,240,705	\$110,041,178	\$32,800,473
State				
Highway Administration	\$176,000	\$176,000	\$176,000	\$0
MD Higher Ed. Comm.	0	0	1,251,000	1,251,000
MD Aviation Admin.	55,000	50,000	98,450	48,450
MD Department of Aging	0	0	600,000	600,000
State Interagency Committee	4,623,000	10,275,500	8,672,000	(1,603,500)
Agriculture Preservation (MALPF)	300,000	600,000	1,800,000	1,200,000
Program Open Space	337,500	1,121,261	3,880,800	2,759,539
STATE TOTAL	\$5,491,500	\$12,222,761	\$16,478,250	\$4,255,489
Federal				
Fed. Aviation Admin.	\$2,090,000	\$793,125	\$3,697,100	\$2,903,975
Federal Highway/Bridge	711,040	0	221,000	221,000
FEDERAL TOTAL	\$2,801,040	\$793,125	\$3,918,100	\$3,124,975
Other				
Private	\$350,000	\$0	\$0	\$0
OTHER TOTAL	\$350,000	\$0	\$0	\$0
GRAND TOTAL SOURCES	\$62,529,569	\$90,256,591	\$130,437,528	\$40,180,937

Capital Budget Revenues



This chart shows the capital budget by revenue source.

From Operating represents current revenues from local sources transferred to the Capital Fund, including transfer from the General Fund, agriculture transfer tax, impact fees and enterprise funds.

State & Federal includes funds from sources such as the State School Construction Program, State Program Open Space, Maryland and Federal Aviation Administration and State Highway Administration.

Bonds include new and reallocated general obligation bonds.

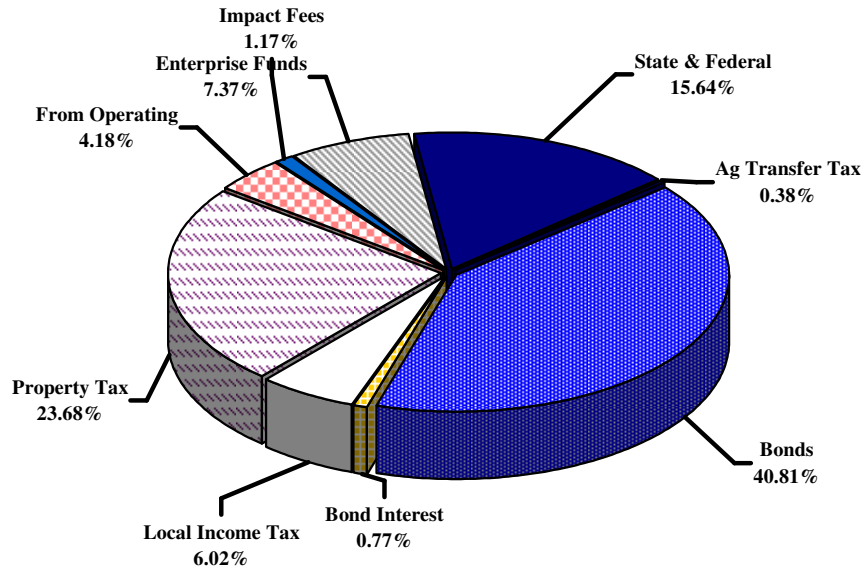
Direct Capital Revenues include funds earmarked by the Commissioners for use in the Capital Fund. These revenues are appropriated directly to the Capital Fund rather than being transferred from the General Fund. Local income tax revenue collected, approximately 9.1%, is appropriated for school construction. 3% of the real property tax revenue is dedicated to Roads projects and Agriculture Preservation and a portion will be used to pay debt service in the General Fund for Agriculture Preservation. In FY 07 an additional \$11.3 million in real property tax is appropriated directly to various one-time expenditures.

Other consists of revenues such as grants, developer contributions and private and community contributions.

Capital Budget Revenues

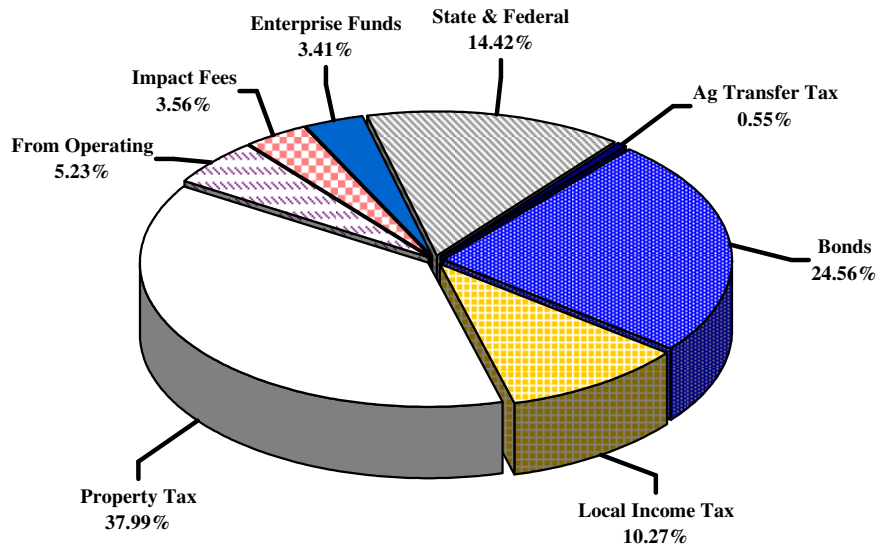
Fiscal Year 2007 Recommended

\$130,437,528



Fiscal Year 2006 Budget

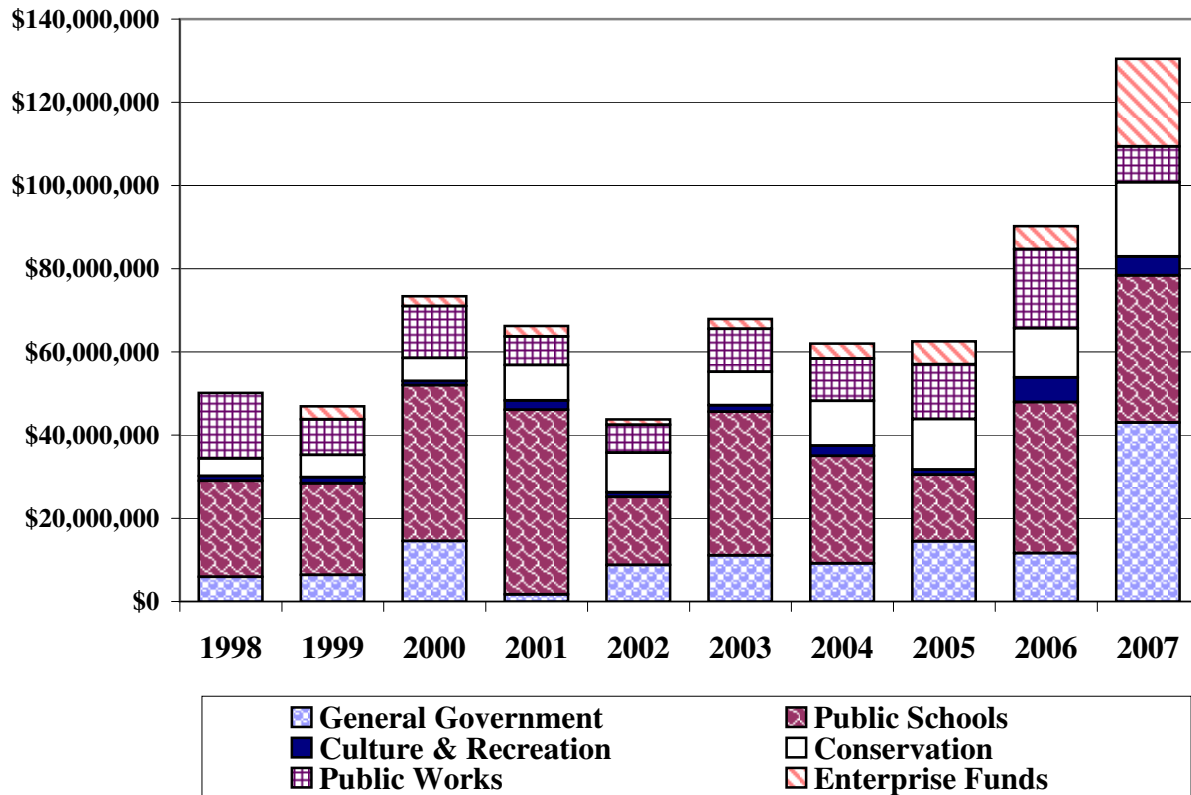
\$90,256,591



FY 05 - FY 07 Capital Budget Appropriations

Appropriation Area	Fiscal Year			\$ Change FY 06 to FY 07
	2005 Budget	2006 Budget	2007 Recom	
General Government	\$14,482,869	\$11,623,535	\$42,968,517	\$31,344,982
Culture & Recreation	1,188,003	5,922,716	4,544,200	(1,378,516)
Public Works	13,172,700	19,050,396	8,642,000	(10,408,396)
Public Schools	16,006,080	36,324,746	35,438,260	(886,486)
Conservation & Open Space	12,133,400	11,805,067	17,784,538	5,979,471
Enterprise Funds	5,546,517	5,530,131	21,060,013	15,529,882
Grand Total Appropriations:	\$62,529,569	\$90,256,591	\$130,437,528	\$40,180,937

Capital Budget Appropriations



This chart shows appropriations to the six principal aggregations in the Capital Budget for Fiscal Years 1998 through 2007.

General Government includes County buildings, Farm Museum, Public Safety Training Center, Community College and Carroll County Public Library projects.

Culture and Recreation includes the purchase of land for parks, development of parks, ballfields and Self Help projects.

Public Works includes projects for the maintenance and construction of roads and bridges.

Public Schools includes school construction, renovation and modernization projects.

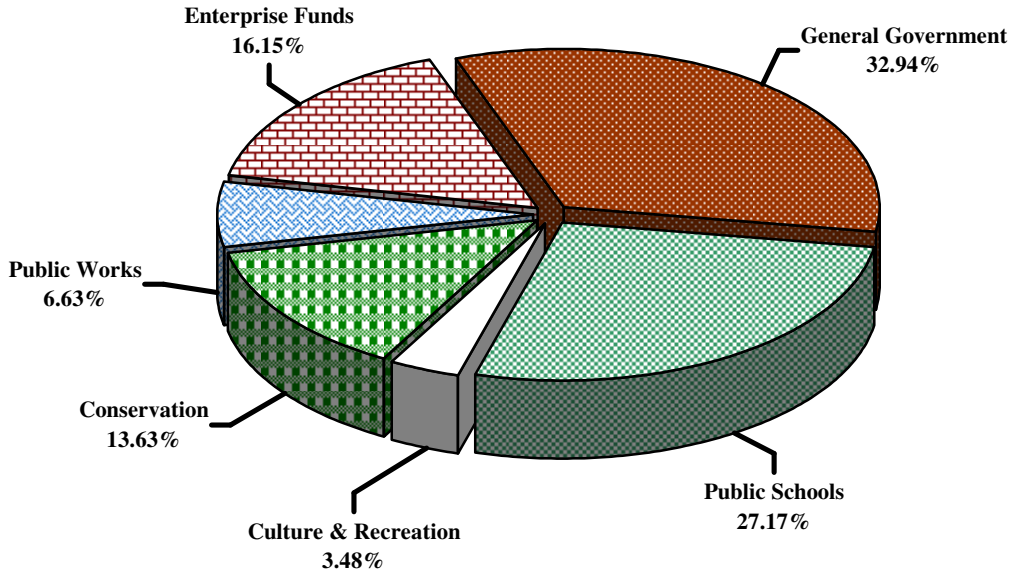
Conservation includes agricultural preservation and easement programs, reservoir land purchases, and acquisition of property for other County uses, which may include future roadway easements and public facilities.

Enterprise Funds include Airport, Firearms, Solid Waste, Septage and Utilities projects.

Capital Budget Appropriations

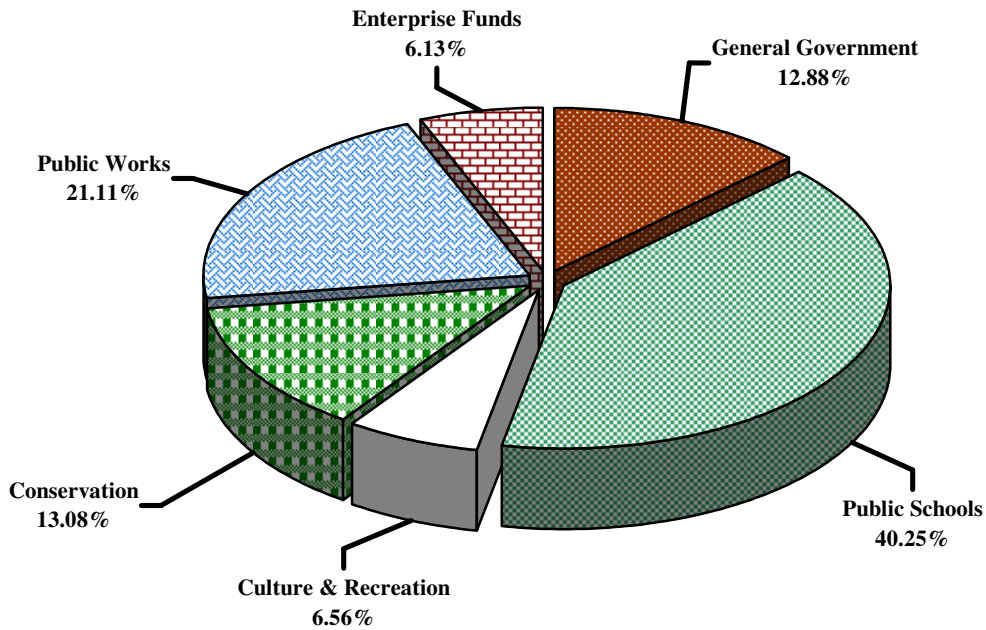
Fiscal Year 2007 Recommended

\$130,437,528



Fiscal Year 2006 Budget

\$90,256,591



COMMUNITY IMPROVEMENT PLAN - Schedule of Reappropriations
Fiscal Year 2007
Recommended

Reappropriations may occur when there are budgeted funds from a completed project or when there is an unallocated project that holds funds for a future use.

From	Project To	Amount/Source		
		Current	Bonds	Other
8121 Leister Park	8107 800MHz Radio System Upgrades and Improvements			\$800,000.00
8175 West Carroll Sports Complex	8062 South Carroll Senior Center			\$1,250,000.00
	TOTALS	\$0.00	\$0.00	\$2,050,000.00
	REAPPROPRIATED TOTAL	\$2,050,000.00		

**Community Investment Plan FOR FISCAL YEAR 2007
Recommended**

	Total 2007	Source of Funding			
		Local		State	Federal & Other
		Other	Bonds		
GENERAL GOVERNMENT					
800 MHz Radio System Upgrades & Improvements	\$1,120,000	\$1,120,000	\$0	\$0	\$0
ADA - Facility Improvements	10,000	10,000	0	0	0
Board of Education - Central Offices	3,631,000	0	3,631,000	0	0
Carroll Community College - Classroom Building 4	2,525,000	0	1,274,000	1,251,000	0
Carroll Community College - Technology Improvements	334,200	334,200	0	0	0
Carroll County Public Safety Training Center - Relocation	4,500,000	0	4,500,000	0	0
Carroll County Public Network	7,369,500	0	7,369,500	0	0
County Building Systemic Renovations	165,400	82,700	82,700	0	0
County Comprehensive Plan	305,000	305,000	0	0	0
County Technology Improvements	379,000	379,000	0	0	0
Farm Museum- Electrical Upgrade	66,650	0	66,650	0	0
Farm Museum-HVAC	88,000	88,000	0	0	0
GIS Planimetric Data	750,000	750,000	0	0	0
Information Technology System Computer Replacement	182,000	182,000	0	0	0
Kessler Building Renovations	1,330,687	1,330,687	0	0	0
Library - Technology Replacement	206,000	206,000	0	0	0
New Windsor Middle School- Office Complex	6,294,200	6,294,200	0	0	0
Parking Lot Overlays	39,000	39,000	0	0	0
Public Works - Salt Buildings	1,447,000	0	1,447,000	0	0
Senior Center - South Carroll	11,202,880	1,250,000	9,352,880	600,000	0
Taneytown Library Expansion	1,023,000	0	1,023,000	0	0
GENERAL GOVERNMENT TOTAL	\$42,968,517	\$12,370,787	\$28,746,730	\$1,851,000	\$0
CULTURE AND RECREATION					
Community Self-Help Projects	\$80,000	\$80,000	\$0	\$0	\$0
Deer Park Linear Trail	66,000	33,000	0	33,000	0
Krimgold Park	1,757,000	427,000	0	1,330,000	0
Leister Park	412,000	309,000	0	103,000	0
Park Restoration Fund	63,000	63,000	0	0	0
Parkland Acquisition (POS) County	422,000	0	0	422,000	0
Parkland Development (POS) County	725,000	0	0	725,000	0
Town Fund	19,200	19,200	0	0	0
West Carroll Sports Complex	1,000,000	0	0	1,000,000	0
CULTURE AND RECREATION TOTAL	\$4,544,200	\$931,200	\$0	\$3,613,000	\$0
PUBLIC WORKS					
- ROADS -					
Low Volume Road Improvements	\$967,600	\$0	\$967,600	\$0	\$0
Monroe Avenue (Bennett to MD 32)	340,000	0	340,000	0	0
Neighborhood Overlays	1,387,600	0	1,387,600	0	0
Northern Area HS Road	90,000	0	90,000	0	0
Overlays	5,175,800	1,968,000	3,031,800	176,000	0
Small Drainage Structures	157,000	0	157,000	0	0
Traffic Calming	25,000	0	25,000	0	0
Traffic Signal Installation	33,000	33,000	0	0	0
ROADS TOTAL	\$8,176,000	\$2,001,000	\$5,999,000	\$176,000	\$0
- BRIDGES -					
Bollinger Road over Beaver Run	\$90,000	\$0	\$18,000	\$0	\$72,000
Bridge Inspection and Inventory	33,000	33,000	0	0	0
Bridge Maintenance and Structural Repairs	33,000	33,000	0	0	0
Cleaning and Painting of Existing Bridge Structural Steel	33,000	33,000	0	0	0
Falls Road over Indian Run	90,000	0	90,000	0	0
Greenmount Church Road over East Murphy Run	187,000	0	38,000	0	149,000
BRIDGES TOTAL	\$466,000	\$99,000	\$146,000	\$0	\$221,000
PUBLIC WORKS TOTAL	\$8,642,000	\$2,100,000	\$6,145,000	\$176,000	\$221,000
PUBLIC SCHOOLS					
Ebb Valley Elementary School	\$9,646,000	\$6,700,000	\$500,000	\$2,446,000	\$0

	Total 2007	Source of Funding			
		Other	Local		Federal & Other
			Bonds	State	
Full-Day Kindergarten-Hampstead ES	1,889,000	0	1,889,000	0	0
Full-Day Kindergarten-Manchester ES	3,280,000	0	3,280,000	0	0
Full-Day Kindergarten-Mechanicsville ES	2,553,000	0	2,553,000	0	0
Full-Day Kindergarten-Runnymede ES	2,698,000	0	2,698,000	0	0
Northern Area High School	4,963,000	4,963,000	0	0	0
Barrier Free Modifications	28,000	28,000	0	0	0
HVAC Replacement-Robert Moton Elementary School	2,607,000	2,607,000	0	0	0
Paving	260,000	260,000	0	0	0
Relocatable Classrooms	360,000	360,000	0	0	0
Roof Replacement-Sykesville Middle School	794,000	794,000	0	0	0
Roofing Improvements	110,000	110,000	0	0	0
Technology Improvements	238,000	238,000	0	0	0
Transfer to Operating Budget for BOE Debt Service	6,012,260	6,012,260	0	0	0
PUBLIC SCHOOLS TOTAL	\$35,438,260	\$22,072,260	\$10,920,000	\$2,446,000	\$0
CONSERVATION AND OPEN SPACE					
Agricultural Land Preservation	\$11,581,000	\$6,781,000	\$3,000,000	\$1,800,000	\$0
Land Bank	6,081,500	0	6,081,500	0	0
Roadway Evaluation Studies	27,038	27,038	0	0	0
Watershed Assessment & Improvement (NPDES)	95,000	95,000	0	0	0
CONSERVATION AND OPEN SPACE TOTAL	\$17,784,538	\$6,903,038	\$9,081,500	\$1,800,000	\$0
ENTERPRISE FUNDS					
- AIRPORT -					
Grounds Maintenance Equipment and Storage Facility	\$18,000	\$18,000	\$0	\$0	\$0
PAPI	76,000	2,000	0	2,000	72,000
Runway Expansion	3,338,000	0	83,450	83,450	3,171,100
T-Hangars	4,705,000	0	4,238,000	13,000	454,000
AIRPORT TOTAL	\$8,137,000	\$20,000	\$4,321,450	\$98,450	\$3,697,100
-SOLID WASTE-					
Maintenance Building- Northern Landfill	\$60,000	\$60,000	\$0	\$0	\$0
Methane and VOC Collection	40,000	40,000	0	0	0
Northern Landfill Cell 3	1,329,315	524,000	805,315	0	0
Northern Landfill Scalehouse Replacement	47,000	47,000	0	0	0
SOLID WASTE TOTAL	\$1,476,315	\$671,000	\$805,315	\$0	\$0
- UTILITIES -					
Bramble Hills Well System Rehabilitation	\$72,000	\$72,000	\$0	\$0	\$0
Freedom Water Treatment Plant Upgrade and Expansion	8,296,473	6,943,067	1,353,406	0	0
Freedom/Hampstead - Water Meters	69,600	69,600	0	0	0
Hydrant Replacement	95,150	95,150	0	0	0
Hydraulic Looping	288,575	288,575	0	0	0
Lake Forest Pumping Station Dimmonneuter (Grinder)	75,400	75,400	0	0	0
Oxidation Ditch Operations Rehabilitation	47,900	0	47,900	0	0
Piney Run Wastewater Pumping Station Upgrade	1,547,600	1,547,600	0	0	0
Sanitary Sewer Manhole Rehabilitation	150,000	150,000	0	0	0
Shiloh Wastewater Pumping Station Renovation	104,000	52,000	52,000	0	0
Sludge Dewatering Facility Replacement	480,000	0	480,000	0	0
Sykesville Wastewater Pumping Station Renovation	180,000	180,000	0	0	0
Tank Painting	40,000	40,000	0	0	0
UTILITIES TOTAL	11,446,698	9,513,392	1,933,306	\$0	\$0
ENTERPRISE FUNDS TOTAL	\$21,060,013	\$10,204,392	\$7,060,071	\$98,450	\$3,697,100
GRAND TOTAL USES	\$130,437,528	\$54,581,677	\$61,953,301	\$9,984,450	\$3,918,100

COMMUNITY INVESTMENT PLAN FOR FISCAL YEARS 2007 TO 2012
Recommended

	Fiscal Year						Prior Allocation	Balance to Complete	Total Project Cost
	2007	2008	2009	2010	2011	2012			
GENERAL GOVERNMENT:									
800 MHz Radio System Upgrades & Improvements	\$1,120,000	\$0	\$0	\$0	\$0	\$0	\$1,200,000	\$0	\$2,320,000
ADA - Facility Improvements	10,000	10,000	10,000	10,000	10,000	15,000	0	0	65,000
Board of Education - Central Offices	3,631,000	19,030,000	19,000,000	0	0	0	0	0	41,661,000
Carroll Community College - Classroom Building 4	2,525,000	29,001,000	0	0	0	0	0	0	31,526,000
Carroll Community College - Emergency Generator	0	0	0	0	0	122,000	0	0	122,000
Carroll Community College - Technology Improvements	334,200	344,300	354,600	365,200	376,200	387,500	0	0	2,162,000
Carroll County Public Safety Training Center - Relocation	4,500,000	0	0	0	0	0	2,500,000	0	7,000,000
Carroll County Public Network	7,369,500	0	0	0	0	0	0	0	7,369,500
County Building Systemic Renovations	165,400	173,700	182,300	191,500	201,000	211,050	765,000	0	1,889,950
County Comprehensive Plan	305,000	148,000	0	0	0	0	595,800	0	1,048,800
County Phone System Replacement	0	0	0	0	750,000	0	0	0	750,000
County Technology Improvements	379,000	390,000	402,000	414,000	426,000	439,000	0	0	2,450,000
Detention Center	0	550,000	5,500,000	0	0	0	0	0	6,050,000
Document Management System	0	0	0	0	200,000	1,500,000	0	1,500,000	3,200,000
Farm Museum - Electrical Upgrade	66,650	0	0	0	0	0	187,200	0	253,850
Farm Museum-HVAC	88,000	0	0	0	0	0	0	0	88,000
Farm Museum-Maintenance Building Addition	0	0	0	0	89,000	0	0	0	89,000
Fleet Management-Vehicle/Equipment Wash	0	0	1,151,000	0	0	0	0	0	1,151,000
Fleet Management-Lift Replacements	0	59,000	0	63,000	0	68,000	118,915	0	308,915
GIS Digital Orthophotography	0	0	0	90,000	0	0	0	0	90,000
GIS Planimetric Data	750,000	0	0	0	0	0	0	0	750,000
Humane Society - Additional Parking	0	0	0	0	52,000	0	0	0	52,000
Humane Society - Kennel Expansion	0	0	0	0	250,827	0	0	0	250,827
Information Technology System Computer Replacement	182,000	500,000	0	0	0	0	1,751,416	0	2,433,416
Kessler Building Renovation	1,330,687	0	0	0	0	0	0	0	1,330,687
Library - Technology Replacement	206,000	212,200	218,600	225,100	231,900	238,900	0	0	1,332,700
Library - Telephone Replacement	0	204,000	0	0	0	0	0	0	204,000
Maintenance Center Expansion	0	0	0	34,000	355,000	0	0	0	389,000
New Windsor Middle School - Office Complex	6,294,200	0	0	0	0	0	3,198,264	0	9,492,464
Parking Lot Overlays	39,000	41,000	43,000	45,000	47,000	49,000	405,471	0	669,471
Public Works - Salt Buildings	1,447,000	985,000	0	0	0	0	351,750	0	2,783,750
Safe House	0	0	2,773,000	0	0	0	0	0	2,773,000
Senior Center - South Carroll	11,202,880	0	0	0	0	0	553,540	0	11,756,420
Senior Center - Taneytown - Additional Parking	0	0	0	91,000	0	0	0	0	91,000
State's Attorney Case File System Replacement	0	0	0	0	250,000	0	0	0	250,000
Taneytown Library Expansion	1,023,000	0	0	0	0	0	718,777	0	1,741,777
Water Tanks and Dry Hydrants	0	350,000	0	350,000	0	350,000	641,000	0	1,691,000
GENERAL GOVERNMENT TOTAL	\$42,968,517	\$51,998,200	\$29,634,500	\$1,878,800	\$3,238,927	\$3,380,450	\$12,987,133	\$1,500,000	\$147,586,527
Transfer from General Fund	\$3,401,587	\$1,847,350	\$2,270,350	\$1,433,050	\$2,798,600	\$2,924,925	\$2,842,212	\$1,500,000	\$19,018,074
Property Tax	6,919,200	698,000	0	0	0	0	3,097,890	0	10,715,090
Bonds	28,746,730	32,540,850	24,591,150	445,750	440,327	455,525	7,047,031	0	94,267,363
Reallocated Property Tax	2,050,000	0	0	0	0	0	0	0	2,050,000
MD Higher Ed. Comm.	1,251,000	16,646,600	0	0	0	0	0	0	17,897,600
MD Dept of Aging	600,000	0	0	0	0	0	0	0	600,000
State	0	0	0	0	0	0	0	0	0
Grants (MDE, CDBG)	0	0	2,773,000	0	0	0	0	0	2,773,000
Private	0	265,400	0	0	0	0	0	0	265,400
GENERAL GOVERNMENT TOTAL	\$42,968,517	\$51,998,200	\$29,634,500	\$1,878,800	\$3,238,927	\$3,380,450	\$12,987,133	\$1,500,000	\$147,586,527

COMMUNITY INVESTMENT PLAN FOR FISCAL YEARS 2007 TO 2012

Recommended

	Fiscal Year						Prior Allocation	Balance to Complete	Total Project Cost
	2007	2008	2009	2010	2011	2012			
CULTURE AND RECREATION:									
Community Self-Help Projects	\$80,000	\$80,000	\$80,000	\$80,000	\$80,000	\$80,000	\$0	\$0	\$480,000
Deer Park Linear Trail	66,000	0	0	0	0	0	0	0	66,000
Deer Park Practice Field	0	0	0	0	110,000	0	0	0	110,000
Freedom Park Shelters/Play Equipment	0	0	0	62,000	0	0	0	0	62,000
Kringold Park	1,757,000	0	0	0	0	0	2,568,350	0	4,325,350
Landon C. Burns Park Ballfield	0	0	170,000	0	0	0	0	0	170,000
Leister Park	412,000	0	0	0	0	0	1,526,931	0	1,938,931
Middlebrooke Trail	0	0	0	130,000	0	0	0	0	130,000
Park Restoration Fund	63,000	68,000	71,000	74,000	0	80,000	0	0	356,000
Parking Lot Construction	0	0	0	240,000	0	0	0	0	240,000
Parkland Acquisition (POS) County	422,000	518,000	518,000	518,000	518,000	518,000	0	0	3,012,000
Parkland Development (POS) County	725,000	396,000	396,000	396,000	396,000	396,000	0	0	2,705,000
Piney Run Nature Center Additions	0	0	0	91,000	0	0	0	0	91,000
Piney Run Park Paving	0	0	0	0	312,000	0	0	0	312,000
Piney Run/Bennett Cerf Parks Tennis Court Resurfacing	0	0	0	97,000	0	0	0	0	97,000
Tot Lot Replacement	0	45,000	0	0	0	124,000	60,000	0	229,000
Town Fund	19,200	19,200	19,200	19,200	19,200	19,200	0	0	115,200
West Carroll Sports Complex	1,000,000	0	0	1,080,000	0	0	250,000	0	2,330,000
Westminster Community Pond Renovations	0	0	0	0	396,000	0	0	0	396,000
CULTURE AND RECREATION TOTAL	\$4,544,200	\$1,126,200	\$1,254,200	\$2,787,200	\$1,831,200	\$1,217,200	\$4,405,281	\$0	\$17,165,481
SOURCES OF FUNDING:									
Transfer from General Fund	\$142,200	\$158,450	\$150,200	\$178,200	\$391,200	\$190,200	\$15,000	\$0	\$1,225,450
Property Tax	0	0	0	0	0	0	950,000	0	950,000
Impact Fee - Parks	521,200	20,000	62,500	1,015,000	391,000	20,000	1,277,258	0	3,306,958
Reallocated Impact Fee - Parks	0	0	0	0	0	0	925,350	0	925,350
POS - Land Acquisition	1,422,000	518,000	518,000	518,000	518,000	518,000	1,105,173	0	5,117,173
POS - Park Development	2,458,800	429,750	523,500	1,076,000	531,000	489,000	132,500	0	5,640,550
CULTURE AND RECREATION TOTAL	\$4,544,200	\$1,126,200	\$1,254,200	\$2,787,200	\$1,831,200	\$1,217,200	\$4,405,281	\$0	\$17,165,481

COMMUNITY INVESTMENT PLAN FOR FISCAL YEARS 2007 TO 2012
Recommended

	Fiscal Year						Prior Allocation	Balance to Complete	Total Project Cost
	2007	2008	2009	2010	2011	2012			
ROADS:									
Boxwood Drive Extended	\$0	\$0	\$92,000	\$739,000	\$0	\$0	\$0	\$0	\$831,000
Highway Improvements	0	0	0	232,000	232,000	232,000	0	0	696,000
Low Volume Road Improvements	967,600	1,009,500	983,000	950,100	1,118,200	1,159,800	0	0	6,188,200
Monroe Avenue (Bennett to MD 32)	340,000	1,095,000	0	0	0	0	86,000	0	1,521,000
Monroe Avenue (Oklahoma to Bennett)	0	943,000	0	0	0	0	1,086,140	0	2,029,140
Neighborhood Overlays	1,387,600	1,255,300	1,363,200	1,248,400	1,219,200	1,439,000	0	0	7,912,700
Northern Area HS Road Overlays	90,000 5,175,800	939,000 4,381,600	0 4,112,800	0 4,344,800	0 4,098,200	0 4,489,000	0 0	0 0	1,029,000 26,602,200
Small Drainage Structures	157,000	59,000	62,000	65,000	67,000	70,000	0	0	480,000
South Carroll Middle School Road Traffic Calming	0 25,000	0 26,000	93,600 27,000	270,400 28,000	0 29,000	0 31,000	0 0	0 0	364,000 166,000
Traffic Signal Installation	33,000	35,000	36,000	38,000	40,000	43,000	0	0	225,000
Westminster Area Alternative Road Plan	0	0	0	200,000	2,200,000	2,200,000	4,000,000	30,023,434	38,623,434
ROADS TOTAL	\$8,176,000	\$9,743,400	\$6,769,600	\$8,115,700	\$9,003,600	\$9,663,800	\$5,172,140	\$30,023,434	\$86,667,674
SOURCES OF FUNDING:									
Transfer from General Fund	\$33,000	\$35,000	\$36,000	\$38,000	\$40,000	\$0	\$0	\$0	\$182,000
Property Tax	1,968,000	2,277,000	2,608,000	2,962,000	2,213,000	2,390,000	0	0	14,418,000
Bonds	5,999,000	7,255,400	3,949,600	4,939,700	6,574,600	7,097,800	5,172,140	30,023,434	71,011,674
Highway Administration	176,000	176,000	176,000	176,000	176,000	176,000	0	0	1,056,000
ROADS TOTAL	\$8,176,000	\$9,743,400	\$6,769,600	\$8,115,700	\$9,003,600	\$9,663,800	\$5,172,140	\$30,023,434	\$86,667,674

COMMUNITY INVESTMENT PLAN FOR FISCAL YEARS 2007 TO 2012

Recommended

	Fiscal Year						Prior Allocation	Balance to Complete	Total Project Cost
	2007	2008	2009	2010	2011	2012			
BRIDGES:									
Babylon Road over Silver Run	\$0	\$0	\$0	\$0	\$135,000	\$0	\$0	\$847,870	\$982,870
Bollinger Road over Beaver Run	90,000	0	398,000	0	0	0	0	0	488,000
Bridge Inspection and Inventory	33,000	0	37,000	0	40,000	0	0	0	110,000
Bridge Maintenance and Structural Repairs	33,000	35,000	37,000	38,000	40,000	42,000	0	0	225,000
Cleaning and Painting of Existing Bridge Structural Steel	33,000	35,000	37,000	38,000	40,000	42,000	0	0	225,000
Falls Road over Indian Run	90,000	412,000	0	0	0	0	0	0	502,000
Grand Valley Road over unnamed stream	0	90,000	0	403,000	0	0	0	0	493,000
Greenmount Church Road over East Murphy Run	187,000	0	0	0	0	0	586,300	0	773,300
Hughes Shop Road over Bear Branch	0	0	0	0	0	145,000	0	1,401,530	1,546,530
McKinstry's Mill Road over Sam's Creek	0	0	0	0	135,000	0	0	780,500	915,500
Niner Road over Middle Run	0	0	0	0	120,000	0	0	557,260	677,260
Silver Run Valley Road over Big Silver Run	0	204,000	0	0	0	0	586,300	0	790,300
BRIDGES TOTAL	\$466,000	\$776,000	\$509,000	\$479,000	\$510,000	\$229,000	\$1,172,600	\$3,587,160	\$7,728,760
SOURCES OF FUNDING:									
Transfer from General Fund	\$99,000	\$70,000	\$111,000	\$76,000	\$120,000	\$84,000	\$0	\$0	\$560,000
Bonds	146,000	543,000	80,000	403,000	182,000	33,000	242,520	1,163,240	2,792,760
Federal Highway/Bridge	221,000	163,000	318,000	0	208,000	112,000	930,080	2,423,920	4,376,000
BRIDGES TOTAL	\$466,000	\$776,000	\$509,000	\$479,000	\$510,000	\$229,000	\$1,172,600	\$3,587,160	\$7,728,760

Public Works Summary

COMMUNITY INVESTMENT PLAN FOR FISCAL YEARS 2007 TO 2012

	Fiscal Year						Prior Allocation	Balance to Complete	Total Project Cost
	2007	2008	2009	2010	2011	2012			
PUBLIC WORKS									
Roads	\$8,176,000	\$9,743,400	\$6,769,600	\$8,115,700	\$9,003,600	\$9,663,800	\$5,172,140	\$30,023,434	\$86,667,674
Bridges	466,000	776,000	509,000	479,000	510,000	229,000	1,172,600	3,587,160	7,728,760
PUBLIC WORKS TOTAL	\$8,642,000	\$10,519,400	\$7,278,600	\$8,594,700	\$9,513,600	\$9,892,800	\$6,344,740	\$33,610,594	\$94,396,434
SOURCES OF FUNDING									
Transfer from General Fund	\$132,000	\$105,000	\$147,000	\$114,000	\$160,000	\$84,000	\$0	\$0	\$742,000
Property Tax	1,968,000	2,277,000	2,608,000	2,962,000	2,213,000	2,390,000	0	0	14,418,000
Bonds	6,145,000	7,798,400	4,029,600	5,342,700	6,756,600	7,130,800	5,414,660	31,186,674	73,804,434
Highway Administration	176,000	176,000	176,000	176,000	176,000	176,000	0	0	1,056,000
Federal Highway/Bridge	221,000	163,000	318,000	0	208,000	112,000	930,080	2,423,920	4,376,000
PUBLIC WORKS TOTAL	\$8,642,000	\$10,519,400	\$7,278,600	\$8,594,700	\$9,513,600	\$9,892,800	\$6,344,740	\$33,610,594	\$94,396,434

COMMUNITY INVESTMENT PLAN FOR FISCAL YEARS 2007 TO 2012

Recommended

	Fiscal Year						Prior Allocation	Balance to Complete	Total Project Cost
	2007	2008	2009	2010	2011	2012			
PUBLIC SCHOOLS:									
<u>New Construction, Additions, Modernizations</u>									
Ebb Valley Elementary School	\$9,646,000	\$0	\$0	\$0	\$0	\$0	\$15,476,632	\$0	\$25,122,632
Full-Day Kindergarten-Hampstead ES	1,889,000	0	0	0	0	0	184,854	0	2,073,854
Full-Day Kindergarten-Manchester ES	3,280,000	0	0	0	0	0	184,854	0	3,464,854
Full-Day Kindergarten-Mechanicsville ES	2,553,000	0	0	0	0	0	184,854	0	2,737,854
Full-Day Kindergarten-Runnymede ES	2,698,000	0	0	0	0	0	184,854	0	2,882,854
Northern Area High School	4,963,000	41,583,000	20,000,000	0	0	0	500,000	0	67,046,000
South Carroll Area Middle School	0	0	3,785,000	25,693,000	20,000,000	0	30,000	0	49,508,000
Construction Total	\$25,029,000	\$41,583,000	\$23,785,000	\$25,693,000	\$20,000,000	\$0	\$16,746,048	\$0	\$152,836,048
<u>Other Projects</u>									
Barrier Free Modifications	\$28,000	\$29,000	\$30,000	\$32,000	\$33,000	\$34,000	\$0	\$0	\$186,000
Construction Scope Studies	0	30,000	0	30,000	0	0	0	0	60,000
HVAC - Improvements and Replacements	0	5,642,000	3,328,000	2,315,000	2,431,000	2,373,000	1,462,731	0	17,551,731
HVAC Replacement-Robert Moton Elementary School	2,607,000	0	0	0	0	0	0	0	2,607,000
Paving	260,000	268,000	276,000	290,000	298,000	307,000	0	0	1,699,000
Relocatable Classrooms	360,000	360,000	360,000	360,000	360,000	360,000	0	0	2,160,000
Roof Replacement-Sykesville Middle School	794,000	0	0	0	0	0	0	0	794,000
Roofing Improvements	110,000	114,000	117,000	121,000	124,000	127,000	0	0	713,000
Systemic Renovation - Re-Roofing Projects	0	770,000	504,000	887,000	1,952,000	1,608,000	0	0	5,721,000
Technology Improvements	238,000	245,000	252,000	260,000	268,000	276,000	0	0	1,539,000
Transfer to Operating Budget for BOE Debt Service	6,012,260	7,710,180	10,526,761	10,954,886	13,045,165	12,663,179	0	0	60,912,431
Other Projects Total	\$10,409,260	\$15,168,180	\$15,393,761	\$15,249,886	\$18,511,165	\$17,748,179	\$1,462,731	\$0	\$93,943,162
PUBLIC SCHOOLS TOTAL	\$35,438,260	\$56,751,180	\$39,178,761	\$40,942,886	\$38,511,165	\$17,748,179	\$18,208,779	\$0	\$246,779,210

COMMUNITY INVESTMENT PLAN FOR FISCAL YEARS 2007 TO 2012

Recommended

	Fiscal Year						Prior Allocation	Balance to Complete	Total Project Cost
	2007	2008	2009	2010	2011	2012			
CONSERVATION AND OPEN SPACE:									
Agricultural Land Preservation	\$11,581,000	\$11,337,000	\$5,740,000	\$6,070,000	\$6,423,000	\$6,803,000	\$0	\$0	\$47,954,000
Land Bank	6,081,500	8,613,945	2,650,000	2,730,500	2,810,000	2,900,000	0	0	25,785,945
Roadway Evaluation Studies	27,038	27,849	28,684	29,545	30,431	31,344	0	0	174,891
Watershed Assessment & Improvement (NPDES)	95,000	75,000	75,000	75,000	100,000	150,000	0	0	570,000
CONSERVATION AND OPEN SPACE TOTAL	\$17,784,538	\$20,053,794	\$8,493,684	\$8,905,045	\$9,363,431	\$9,884,344	\$0	\$0	\$74,484,836
SOURCES OF FUNDING:									
Transfer from General Fund	\$122,038	\$102,849	\$103,684	\$104,545	\$130,431	\$181,344	\$0	\$0	\$744,891
Property Tax	9,281,000	7,537,000	1,440,000	1,770,000	2,123,000	2,503,000	0	0	24,654,000
Bonds	6,081,500	10,113,945	4,650,000	4,730,500	4,810,000	4,900,000	0	0	35,285,945
Ag Transfer Tax	500,000	500,000	500,000	500,000	500,000	500,000	0	0	3,000,000
State Ag. Preservation (MALPF)	1,800,000	1,800,000	1,800,000	1,800,000	1,800,000	1,800,000	0	0	10,800,000
CONSERVATION AND OPEN SPACE TOTAL	\$17,784,538	\$20,053,794	\$8,493,684	\$8,905,045	\$9,363,431	\$9,884,344	\$0	\$0	\$74,484,836

COMMUNITY INVESTMENT PLAN FOR FISCAL YEARS 2007 TO 2012

Recommended

	Fiscal Year						Prior Allocation	Balance to Complete	Total Project Cost
	2007	2008	2009	2010	2011	2012			
AIRPORT ENTERPRISE:									
Corporate Hangars	\$0	\$1,451,000	\$8,012,000	\$0	\$0	\$0	\$0	\$0	\$9,463,000
Fuel Farm - Additional Jet A Fuel Storage	0	0	0	501,000	0	0	0	0	501,000
Grounds Maintenance Equipment and Storage Facility	18,000	18,000	18,000	18,000	18,000	18,000	0	0	108,000
PAPI	76,000	0	0	0	0	0	0	0	76,000
Runway Expansion	3,338,000	2,141,000	0	68,596,000	0	0	0	0	74,075,000
Security System	0	692,000	0	0	0	0	0	0	692,000
Terminal Building Expansion	0	0	934,000	0	0	0	0	0	934,000
T-Hangars	4,705,000	0	0	0	0	0	66,250	0	4,771,250
AIRPORT ENTERPRISE TOTAL	\$8,137,000	\$4,302,000	\$8,964,000	\$69,115,000	\$18,000	\$18,000	\$66,250	\$0	\$90,620,250
SOURCES OF FUNDING:									
Bonds	\$4,321,450	\$1,850,526	\$934,000	\$1,715,000	\$0	\$0	\$33,125	\$0	\$8,854,101
Enterprise Fund - Airport	20,000	18,000	18,000	30,525	18,000	18,000	0	0	122,525
MD Aviation Admin.	98,450	399,526	0	1,727,525	0	0	0	0	2,225,501
Fed. Aviation Admin.	3,697,100	2,033,948	0	65,641,950	0	0	33,125	0	71,406,123
Private	0	0	8,012,000	0	0	0	0	0	8,012,000
AIRPORT ENTERPRISE TOTAL	\$8,137,000	\$4,302,000	\$8,964,000	\$69,115,000	\$18,000	\$18,000	\$66,250	\$0	\$90,620,250

COMMUNITY INVESTMENT PLAN FOR FISCAL YEARS 2007 TO 2012

Recommended

	Fiscal Year						Prior Allocation	Balance to Complete	Total Project Cost
	2007	2008	2009	2010	2011	2012			
SOLID WASTE ENTERPRISE:									
Entrance - Northern Landfill	\$0	\$0	\$0	\$0	\$75,000	\$425,000	\$0	\$0	\$500,000
Equipment Run-In Shed Northern Landfill	0	0	0	0	0	75,000	0	0	75,000
Maintenance Building - Northern Landfill	60,000	0	0	0	0	0	321,250	0	381,250
Methane and VOC Collection	40,000	0	0	0	0	0	200,000	0	240,000
Northern Landfill Cell 3	1,329,315	524,000	0	0	0	0	5,240,000	0	7,093,315
Northern Landfill Scalehouse Replacement	47,000	0	0	0	0	0	0	0	47,000
Property Acquisition	0	0	0	1,000,000	0	0	0	0	1,000,000
SOLID WASTE ENTERPRISE TOTAL	\$1,476,315	\$524,000	\$0	\$1,000,000	\$75,000	\$500,000	\$5,761,250	\$0	\$9,336,565

SOURCES OF FUNDING:

Transfer from General Fund	\$524,000	\$524,000	\$0	\$0	\$0	\$0	\$2,409,530	\$0	\$3,457,530
Bonds	805,315	0	0	1,000,000	0	425,000	2,491,568	0	4,721,883
Enterprise Fund - Solid Waste	147,000	0	0	0	75,000	75,000	860,152	0	1,157,152
SOLID WASTE ENTERPRISE TOTAL	\$1,476,315	\$524,000	\$0	\$1,000,000	\$75,000	\$500,000	\$5,761,250	\$0	\$9,336,565

COMMUNITY INVESTMENT PLAN FOR FISCAL YEARS 2007 TO 2012

Recommended

	Fiscal Year						Prior Allocation	Balance to Complete	Total Project Cost
	2007	2008	2009	2010	2011	2012			
UTILITIES ENTERPRISE:									
Bramble Hills Well System Rehabilitation	\$72,000	\$401,000	\$0	\$0	\$0	\$0	\$0	\$275,000	\$748,000
Freedom Area Groundwater System - Phase IV	0	0	0	0	0	127,000	3,496,180	0	3,623,180
Freedom District Sewer Study Update	0	0	0	0	0	89,250	75,000	0	164,250
Freedom Wastewater Treatment Plant Expansion	0	120,000	600,000	732,000	0	0	0	0	1,452,000
Freedom Water Treatment Plant Upgrade and Expansion	8,296,473	0	0	0	0	0	14,539,487	0	22,835,960
Freedom/Hampstead - Water Meters	69,600	71,300	73,100	74,900	76,800	78,700	870,355	1,135,155	2,449,910
Gaither Road 8" Sewer Line	0	0	132,000	0	1,146,900	0	0	0	1,278,900
Gaither Road 8" Water Main	0	0	261,200	0	1,473,600	0	0	0	1,734,800
Hydrant Replacement	95,150	97,500	99,900	102,400	105,000	107,600	433,300	898,720	1,939,570
Hydraulic Looping	288,575	50,000	50,000	363,000	0	0	811,575	1,900,000	3,463,150
Influent Pumping Station Rehabilitation	0	0	0	0	24,800	107,200	0	0	132,000
Lake Forest Pumping Station Dimmonneuter (Grinder)	75,400	0	0	0	0	0	0	0	75,400
Oxidation Ditch Operations Rehabilitation	47,900	164,500	0	0	0	0	0	0	212,400
Pine Hill Wastewater Pumping Station Upgrade	0	849,750	0	0	0	0	123,200	0	972,950
Piney Run Wastewater Pumping Station Upgrade	1,547,600	0	0	0	0	0	1,403,595	0	2,951,195
Relief Sewer No. 2	0	0	0	110,700	792,000	0	0	0	902,700
Replacement Force Main & Gravity Sewer Main/North Station	0	0	120,000	26,900	673,000	0	147,025	0	966,925
Sanitary Sewer Manhole Rehabilitation	150,000	150,000	150,000	150,000	150,000	150,000	0	0	900,000
Shiloh Wastewater Pumping Station Renovation	104,000	591,000	0	0	0	0	112,000	0	807,000
Sludge Dewatering Facility Replacement	480,000	0	0	200,000	1,080,000	0	0	0	1,760,000
Snowden's Run Wastewater Pumping Station Rehabilitation	0	90,000	0	600,000	0	0	0	0	690,000
Sykesville Wastewater Pumping Station Renovation	180,000	0	0	0	0	0	578,952	0	758,952
Tank Painting	40,000	40,000	40,000	40,000	40,000	40,000	375,182	0	615,182
Ultraviolet Disinfections System Renovation	0	90,000	325,000	0	0	0	0	0	415,000
Waste Activated Sludge Tank Renovation	0	158,200	670,000	0	0	0	0	0	828,200
UTILITIES ENTERPRISE TOTAL	\$11,446,698	\$2,873,250	\$2,521,200	\$2,399,900	\$5,562,100	\$699,750	\$22,965,851	\$4,208,875	\$52,677,624

SOURCES OF FUNDING:

Transfer from General Fund	\$72,000	\$401,000	\$0	\$0	\$0	\$0	\$0	\$275,000	\$748,000
Bonds	1,933,306	935,700	1,055,000	813,450	1,490,013	0	2,109,418	0	8,336,887
Enterprise Fund - Utilities	265,400	190,000	265,090	292,400	319,800	540,109	503,932	2,033,875	4,410,606
Maintenance Fee	1,666,619	661,383	448,551	553,267	150,268	32,641	4,514,586	0	8,027,315
Area Connection Charges	7,509,373	685,167	752,559	740,783	3,602,019	127,000	15,837,915	1,900,000	31,154,816
UTILITIES ENTERPRISE TOTAL	\$11,446,698	\$2,873,250	\$2,521,200	\$2,399,900	\$5,562,100	\$699,750	\$22,965,851	\$4,208,875	\$52,677,624

COMMUNITY INVESTMENT PLAN FOR FISCAL YEARS 2007 TO 2012

Recommended

	Fiscal Year						Prior Allocation	Balance to Complete	Total Project Cost
	2007	2008	2009	2010	2011	2012			
GRAND TOTAL-USES	\$130,437,528	\$148,148,024	\$97,324,945	\$135,623,531	\$68,113,423	\$43,340,723	\$70,739,284	\$39,319,469	\$733,046,927
SOURCE OF FUNDING									
-LOCAL-									
Transfer from General Fund	\$5,446,825	\$3,857,649	\$3,400,234	\$2,570,795	\$4,232,231	\$4,143,469	\$5,766,742	\$1,775,000	\$31,192,945
Local Income Tax	7,856,260	13,519,180	14,055,761	12,973,886	16,954,165	16,085,179	2,114,918	0	83,559,349
Property Tax	28,831,200	15,012,000	4,048,000	6,632,000	4,336,000	4,893,000	11,762,605	0	75,514,805
Bonds	53,227,301	76,239,421	54,759,750	22,840,400	33,496,940	12,911,325	17,095,802	31,186,674	301,757,613
Bond Interest	1,000,000	613,000	605,000	635,000	105,000	0	87,229	0	3,045,229
Reallocated Bonds	0	0	0	0	0	0	0	0	0
Reallocated Property Tax	2,050,000	0	0	0	0	0	0	0	2,050,000
Impact Fee - Parks	521,200	20,000	62,500	1,015,000	391,000	20,000	1,277,258	0	3,306,958
Impact Fee - Schools	1,000,000	7,500,000	3,785,000	15,000,000	0	0	2,822,717	0	30,107,717
Reallocated Impact Fee - Parks	0	0	0	0	0	0	925,350	0	925,350
Ag Transfer Tax	500,000	500,000	500,000	500,000	500,000	500,000	0	0	3,000,000
Enterprise Fund - Airport	20,000	18,000	18,000	30,525	18,000	18,000	0	0	122,525
Enterprise Fund - Solid Waste	147,000	0	0	0	75,000	75,000	860,152	0	1,157,152
Enterprise Fund - Utilities	265,400	190,000	265,090	292,400	319,800	540,109	503,932	2,033,875	4,410,606
Maintenance Fee	1,666,619	661,383	448,551	553,267	150,268	32,641	4,514,586	0	8,027,315
Area Connection Charges	7,509,373	685,167	752,559	740,783	3,602,019	127,000	15,837,915	1,900,000	31,154,816
LOCAL TOTAL	\$110,041,178	\$118,815,800	\$82,700,445	\$63,784,056	\$64,180,423	\$39,345,723	\$63,569,206	\$36,895,549	\$579,332,380
-STATE-									
Highway Administration	\$176,000	\$176,000	\$176,000	\$176,000	\$176,000	\$176,000	\$0	\$0	\$1,056,000
MD Higher Ed. Comm.	1,251,000	16,646,600	0	0	0	0	0	0	17,897,600
MD Aviation Admin.	98,450	399,526	0	1,727,525	0	0	0	0	2,225,501
MD Dept of Aging	600,000	0	0	0	0	0	0	0	600,000
State Interagency Committee	8,672,000	6,900,000	504,000	900,000	700,000	900,000	4,969,200	0	23,545,200
Agricultural Preservation	1,800,000	1,800,000	1,800,000	1,800,000	1,800,000	1,800,000	0	0	10,800,000
State	0	0	0	0	0	0	0	0	0
POS - Land Acquisition	1,422,000	518,000	518,000	518,000	518,000	518,000	1,105,173	0	5,117,173
POS - Park Development	2,458,800	429,750	523,500	1,076,000	531,000	489,000	132,500	0	5,640,550
STATE TOTAL	\$16,478,250	\$26,869,876	\$3,521,500	\$6,197,525	\$3,725,000	\$3,883,000	\$6,206,873	\$0	\$66,882,024
-FEDERAL-									
Fed. Aviation Admin.	\$3,697,100	\$2,033,948	\$0	\$65,641,950	\$0	\$0	\$33,125	\$0	\$71,406,123
Federal Highway/Bridge	221,000	163,000	318,000	0	208,000	112,000	930,080	2,423,920	4,376,000
FEDERAL TOTAL	\$3,918,100	\$2,196,948	\$318,000	\$65,641,950	\$208,000	\$112,000	\$963,205	\$2,423,920	\$75,782,123
-OTHER-									
Grants (MDE, CDBG)	\$0	\$0	\$2,773,000	\$0	\$0	\$0	\$0	\$0	\$2,773,000
Private	0	265,400	8,012,000	0	0	0	0	0	8,277,400
OTHER TOTAL	0	265,400	10,785,000	0	0	0	0	0	11,050,400
GRAND TOTAL SOURCES	\$130,437,528	\$148,148,024	\$97,324,945	\$135,623,531	\$68,113,423	\$43,340,723	\$70,739,284	\$39,319,469	\$733,046,927