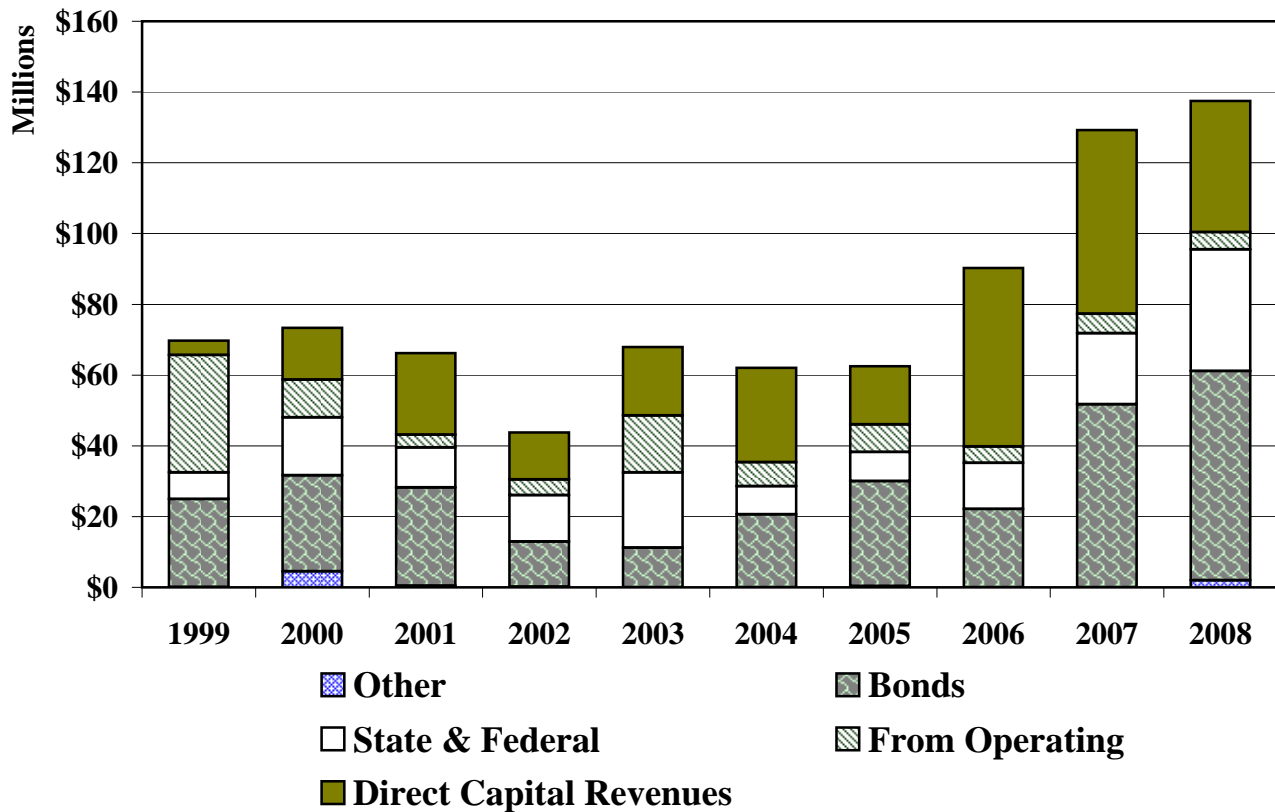


# FY 06 - FY 08 Capital Budget Revenues

Revenue Source	Fiscal Year			\$ Change FY 07 to FY 08
	2006 Budget	2007 Budget	2008 Recommended	
<b>Local</b>				
Transfer from GF	\$4,649,365	\$5,464,725	\$4,910,190	(\$554,535)
Local Income Tax	8,366,964	7,612,850	8,707,450	1,094,600
Property Tax	34,292,350	28,831,200	16,086,700	(12,744,500)
Bonds	22,171,412	51,700,526	59,167,066	7,466,540
Bond Interest	0	1,000,000	2,324,500	1,324,500
Reallocated GF Transfer	69,267	0	22,400	22,400
Reallocated Local Income Tax	900,733	0	0	0
Reallocated Property Tax	0	2,050,000	0	(2,050,000)
Impact Fee - Parks	366,000	531,200	0	(531,200)
Impact Fee - Schools	2,792,717	1,743,300	0	(1,743,300)
Reallocated Impact Fee - Parks	56,250	0	142,110	142,110
Ag Transfer Tax	500,000	500,000	500,000	0
Enterprise Fund - Airport	77,000	18,000	18,000	0
Enterprise Fund - Solid Waste	49,256	257,000	113,000	(144,000)
Enterprise Fund - Utilities	113,500	265,400	217,000	(48,400)
Water/Sewer Maintenance Fees	579,294	1,666,619	3,556,136	1,889,517
Water/Sewer Area Conn. Charges	2,256,597	7,509,373	5,344,795	(2,164,578)
<b>LOCAL TOTAL</b>	<b>\$77,240,705</b>	<b>\$109,150,193</b>	<b>\$101,109,347</b>	<b>(\$8,040,846)</b>
<b>State</b>				
Highway Administration	\$176,000	\$176,000	\$176,000	\$0
Highway User Revenue	0	0	500,000	500,000
MD Higher Ed. Comm.	0	1,251,000	19,760,000	18,509,000
MD Aviation Admin.	50,000	377,460	118,516	(258,944)
MD Department of Aging	0	600,000	0	(600,000)
MD Library Development	0	0	680,750	680,750
State Interagency Committee	10,275,500	10,252,970	1,711,670	(8,541,300)
Agriculture Preservation (MALPF)	600,000	1,800,000	3,500,000	1,700,000
Program Open Space	1,121,261	4,263,032	2,222,810	(2,040,222)
<b>STATE TOTAL</b>	<b>\$12,222,761</b>	<b>\$18,720,462</b>	<b>\$28,669,746</b>	<b>\$9,949,284</b>
<b>Federal</b>				
Fed. Aviation Admin.	\$793,125	\$1,192,378	\$5,199,670	\$4,007,292
Federal Highway/Bridge	0	221,000	527,800	306,800
<b>FEDERAL TOTAL</b>	<b>\$793,125</b>	<b>\$1,413,378</b>	<b>\$5,727,470</b>	<b>\$4,314,092</b>
<b>Other</b>				
Developer Funded	\$0	\$0	\$100,000	\$100,000
Private	0	0	1,866,400	1,866,400
<b>OTHER TOTAL</b>	<b>\$0</b>	<b>\$0</b>	<b>\$1,966,400</b>	<b>\$1,966,400</b>
<b>GRAND TOTAL SOURCES</b>	<b>\$90,256,591</b>	<b>\$129,284,033</b>	<b>\$137,472,963</b>	<b>\$8,188,930</b>

# Capital Budget Revenues



This chart shows the capital budget by revenue source for fiscal years 1999 to 2008.

**From Operating** represents current revenues from local sources transferred to the Capital Fund, including transfer from the General Fund, agriculture transfer tax, impact fees and enterprise funds.

**State & Federal** includes funds from sources such as the State School Construction Program, State Program Open Space, Maryland and Federal Aviation Administration and State Highway Administration.

**Bonds** include new and reallocated general obligation bonds.

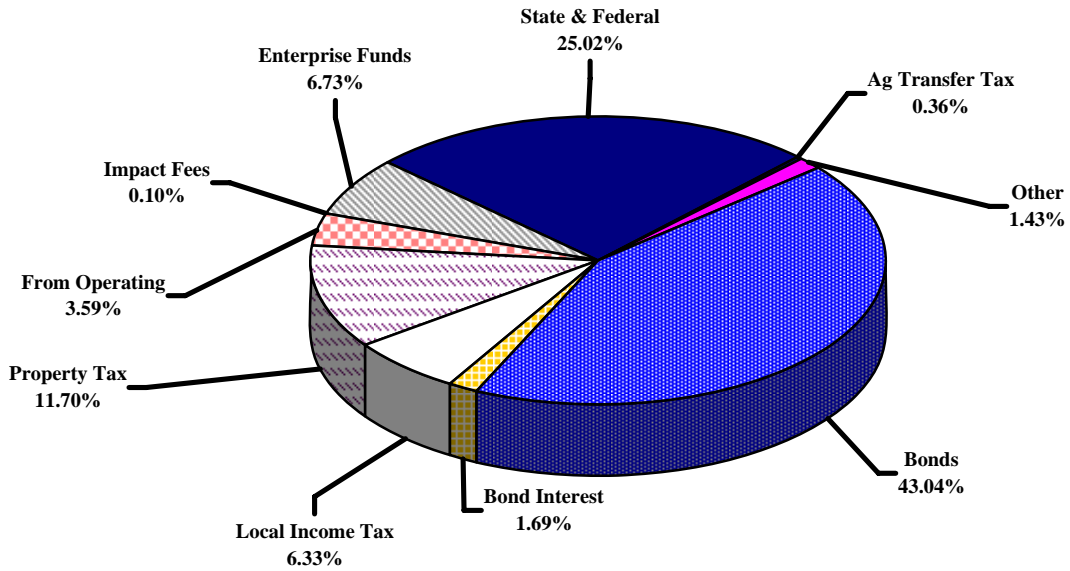
**Direct Capital Revenues** include funds earmarked by the Commissioners for use in the Capital Fund. These revenues are appropriated directly to the Capital Fund rather than being transferred from the General Fund. Local income tax revenue collected, approximately 9.1%, is appropriated for school construction. 3% of the real property tax revenue is dedicated to Roads projects and Agriculture Preservation and a portion will be used to pay debt service in the General Fund for Agriculture Preservation. In FY 08 an additional \$13 million in real property tax is appropriated directly to various one-time expenditures, a reduction from the FY 06 and FY 07 appropriations of \$31 million and \$25 million, respectively.

**Other** consists of revenues such as grants, developer contributions and private and community contributions.

# Capital Budget Revenues

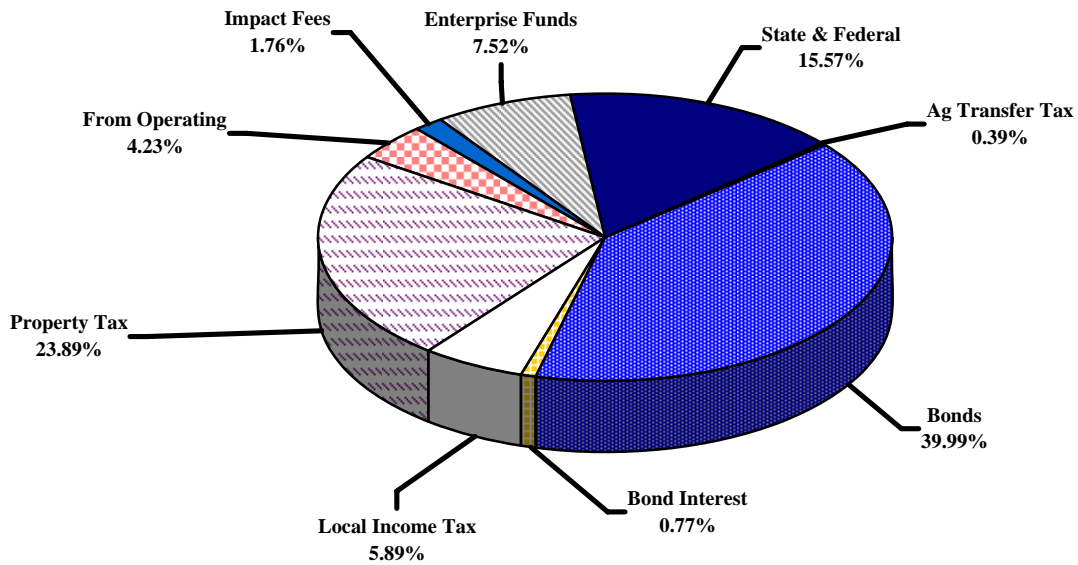
**Fiscal Year 2008 Recommended Budget**

**\$137,472,963**



**Fiscal Year 2007 Budget**

**\$129,284,033**



# **FY 06 - FY 08 Capital Budget Appropriations**

---

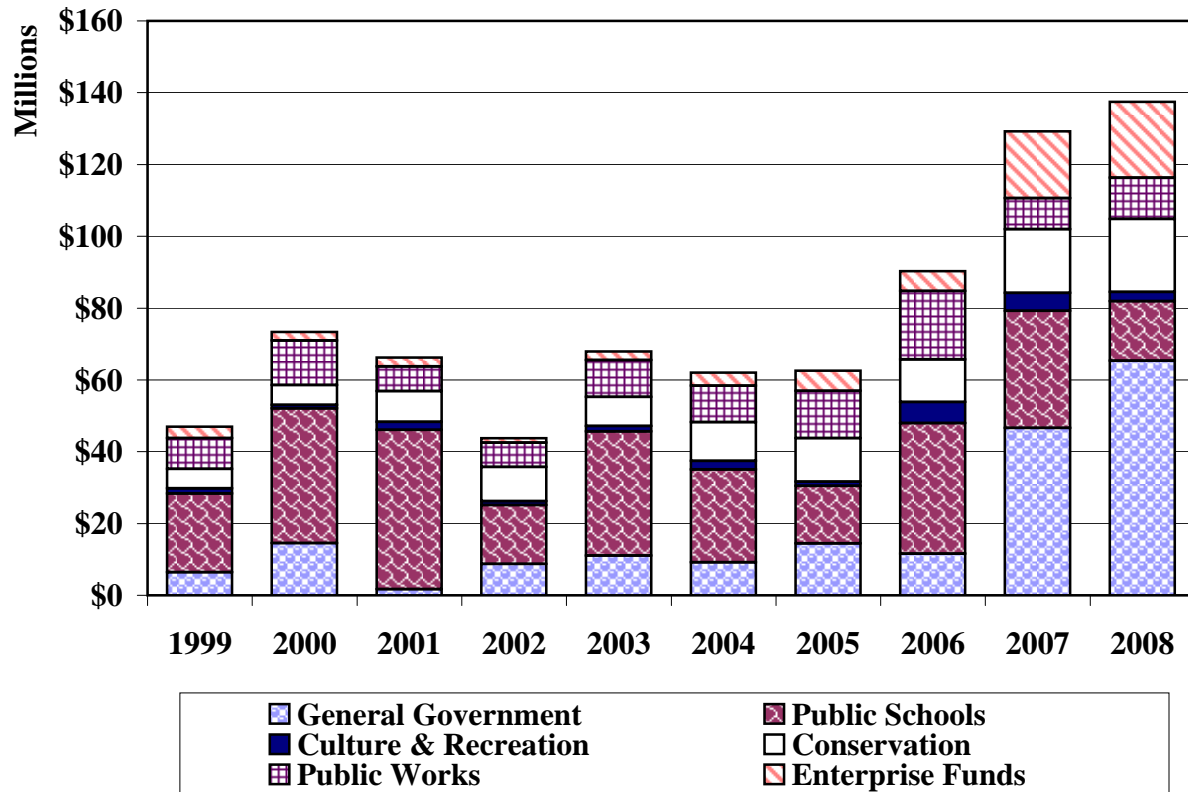
<b>Appropriation Area</b>	<b>2006 Budget</b>	<b>Fiscal Year 2007 Budget</b>	<b>2008 Recommended</b>	<b>\$ Change FY 07 to FY 08</b>
<b>General Government</b>	\$11,623,535	\$46,618,517	\$65,322,740	\$18,704,223
<b>Culture &amp; Recreation</b>	5,922,716	4,954,332	2,563,920	(2,390,412)
<b>Public Works</b>	19,050,396	8,642,000	11,456,000	2,814,000
<b>Public Schools</b>	36,324,746	32,627,650	16,598,350	(16,029,300)
<b>Conservation &amp; Open Space</b>	11,805,067	17,784,538	20,376,400	2,591,862
<b>Enterprise Funds</b>	5,530,131	18,656,996	21,155,553	2,498,557
<b>Grand Total Appropriations:</b>	<b>\$90,256,591</b>	<b>\$129,284,033</b>	<b>\$137,472,963</b>	<b>\$8,188,930</b>

# FY 06 - FY 08 Capital Budget Appropriations

---

Appropriation Area	Fiscal Year			\$ Change FY 07 to FY 08
	2006 Budget	2007 Budget	2008 Recommended	
<b><u>General Government</u></b>				
Community College	\$524,500	\$2,525,000	\$34,276,300	\$31,751,300
County Facilities	3,076,600	27,006,987	4,735,590	(22,271,397)
Criminal Justice/Public Safety	1,542,565	0	23,985,000	23,985,000
Farm Museum	226,200	154,650	77,900	(76,750)
Public Safety Training Center	2,500,000	4,500,000	0	(4,500,000)
General Government Unallocated	750,000	0	0	0
Libraries/Senior Centers	3,003,670	12,431,880	2,247,950	(10,183,930)
<b>General Government Total</b>	<b>\$11,623,535</b>	<b>\$46,618,517</b>	<b>\$65,322,740</b>	<b>\$18,704,223</b>
<b><u>Culture &amp; Recreation</u></b>	<b>\$5,922,716</b>	<b>\$4,954,332</b>	<b>\$2,563,920</b>	<b>(\$2,390,412)</b>
<b><u>Public Works</u></b>				
Roads	\$18,367,045	\$8,176,000	\$10,044,000	\$1,868,000
Bridges	683,351	466,000	1,412,000	946,000
<b>Public Works Total</b>	<b>\$19,050,396</b>	<b>\$8,642,000</b>	<b>\$11,456,000</b>	<b>\$2,814,000</b>
<b><u>Public Schools</u></b>	<b>\$36,324,746</b>	<b>\$32,627,650</b>	<b>\$16,598,350</b>	<b>(\$16,029,300)</b>
<b><u>Conservation &amp; Open Space</u></b>	<b>\$11,805,067</b>	<b>\$17,784,538</b>	<b>\$20,376,400</b>	<b>\$2,591,862</b>
<b><u>Enterprise Funds</u></b>				
Airport	\$996,160	\$6,190,298	\$8,832,702	\$2,642,404
Septage	0	239,000	0	(239,000)
Solid Waste	321,250	781,000	887,000	106,000
Utilities	4,212,721	11,446,698	11,435,851	(10,847)
<b>Enterprise Funds Total</b>	<b>\$5,530,131</b>	<b>\$18,656,996</b>	<b>\$21,155,553</b>	<b>\$2,498,557</b>
<b>Grand Total Appropriations:</b>	<b>\$90,256,591</b>	<b>\$129,284,033</b>	<b>\$137,472,963</b>	<b>\$8,188,930</b>

# Capital Budget Appropriations



This chart shows appropriations to the six principal aggregations in the Capital Budget for Fiscal Years 1999 through 2008.

**General Government** includes County buildings, Farm Museum, Public Safety Training Center, Community College and Carroll County Public Library projects.

**Culture and Recreation** includes the purchase of land for parks, development of parks, ballfields and Self Help projects.

**Public Works** includes projects for the maintenance and construction of roads and bridges.

**Public Schools** includes school construction, renovation and modernization projects.

**Conservation** includes agricultural preservation and easement programs, reservoir land purchases, and acquisition of property for other County uses, which may include future roadway easements and public facilities.

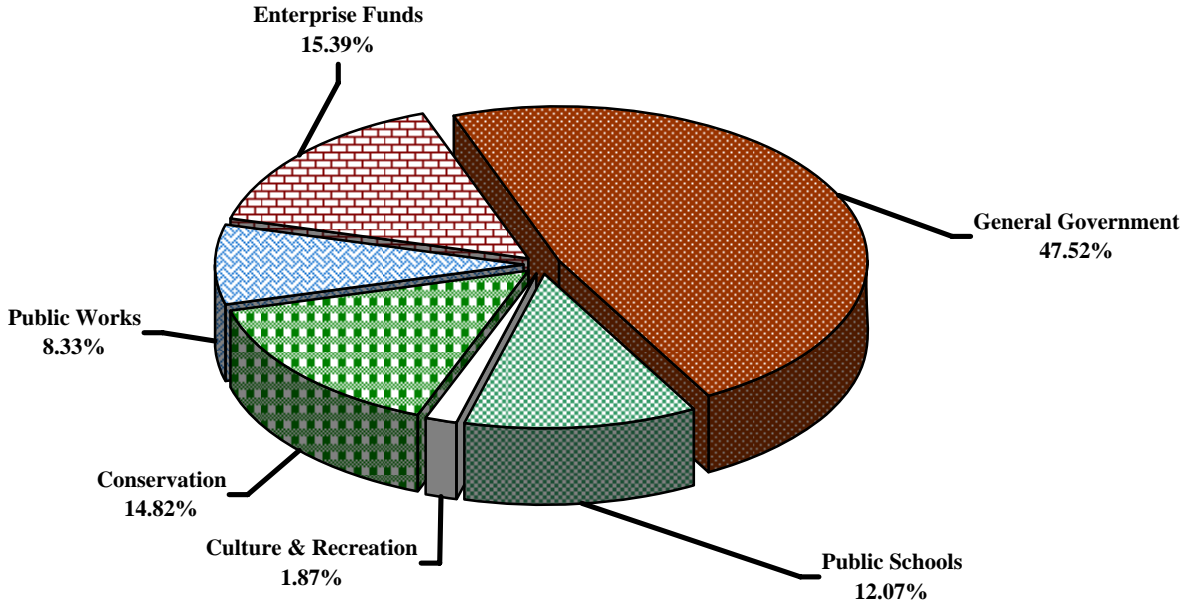
**Enterprise Funds** include Airport, Firearms, Solid Waste, Septage and Utilities projects.

# Capital Budget Appropriations

---

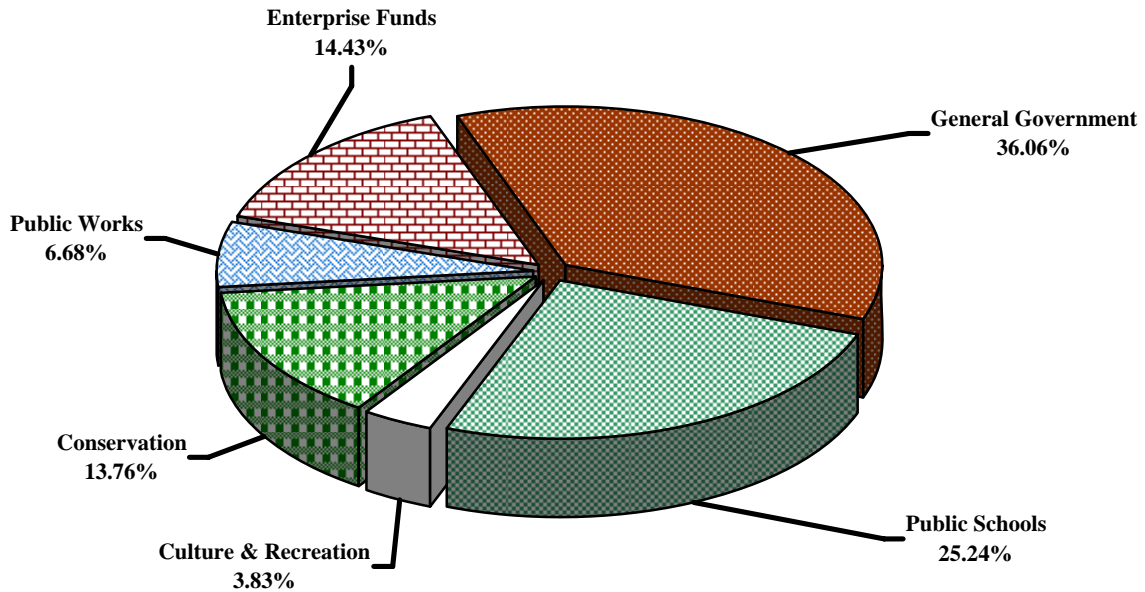
**Fiscal Year 2008 Recommended Budget**

**\$137,472,963**



**Fiscal Year 2007 Budget**

**\$129,284,033**



**Community Investment Plan - Schedule of Reappropriations**  
**Fiscal Year 2008**  
**Recommended**

Reappropriations may occur when there are budgeted funds from a completed project or when there is an unallocated project that holds funds for a future use.

From	Project To	Amount/Source		
		Current	Bonds	Other
8234 Park Development FY 07	9926 Krimgold Park			\$123,145.00
9926 Krimgold Park	Deer Practice Field	14,400.00		
9926 Krimgold Park	Freedom Park Shelters	67,580.00		
9926 Krimgold Park	Westminster Community Pond	39,230.00		
9926 Krimgold Park	Piney Run Nature Center Auxillary Classroom	1,935.00		
9139 Recreation and Parks Unallocated	Piney Run Nature Center Auxillary Classroom	8,065.00		
9139 Recreation and Parks Unallocated	Middlebrooke Trail	22,400.00		
9656 NW Middle School Field Improvements	Double Pipe Creek Park	10,900.00		
9656 NW Middle School Field Improvements	9139 Recreation and Parks Unallocated	16,019.16		
<b>TOTALS</b>		<b>\$180,529.16</b>	<b>\$0.00</b>	<b>\$123,145.00</b>
<b>REAPPROPRIATED TOTAL</b>		<b>\$303,674.16</b>		

**Community Investment Plan FOR FISCAL YEAR 2008  
Recommended**

	Total 2008	Source of Funding			Federal & Other
		Other	Bonds	State	
<b>GENERAL GOVERNMENT</b>					
ADA - Facility Improvements	\$10,000	\$10,000			
Carroll Community College - Classroom Building 4	33,932,000		13,906,600	19,760,000	265,400
Carroll Community College - Technology Improvements	344,300	344,300			
Carroll County Criminal Justice Building	22,500,000	6,000,000	16,500,000		
Carroll County 800MHz & 911 System	1,375,000		1,375,000		
County Building Systemic Renovations	173,700	86,850	86,850		
County Technology Improvements	460,000	460,000			
County Voice Mail System Replacement	100,000	100,000			
Farm Museum-Maintenance Building Addition	77,900		77,900		
Fleet Management - Vehicle/Equipment Wash	1,208,680		1,208,680		
Fleet Management - Lift Replacements	100,000		100,000		
Fuel Tank Replacement	168,000	168,000			
Humane Society - Additional Parking	41,210	41,210			
Information Technology System Replacement	500,000	500,000			
Library - Finksburg Branch	650,000		650,000		
Library - Technology Replacement	212,200	212,200			
Library - Telephone Replacement	205,000	205,000			
Library - Westminster Branch Renovation	980,750	150,000		680,750	150,000
Minimum Security Facility	110,000		110,000		
Parking Lot Overlays	41,000	41,000			
Public Works Asset and Pavement Management System	695,000	695,000			
Public Works - Salt Buildings	985,000		985,000		
Records Management	78,000	78,000			
South Carroll Senior and Community Center	200,000		200,000		
Water Tanks and Dry Hydrants	175,000		175,000		
<b>GENERAL GOVERNMENT TOTAL</b>	<b>\$65,322,740</b>	<b>\$9,091,560</b>	<b>\$35,375,030</b>	<b>\$20,440,750</b>	<b>\$415,400</b>
<b>CULTURE AND RECREATION</b>					
Community Self-Help Projects	\$60,000	\$60,000			
Deer Park Practice Field	144,000	14,400		129,600	
Double Pipe Creek Park	109,000	10,900		98,100	
Freedom Park Shelters/Play Equipment	67,580	67,580			
Middlebrooke Trail	224,000	22,400		201,600	
Park Restoration Fund	75,000	75,000			
Parkland Acquisition (POS) County	750,000			750,000	
Parkland Development (POS) County	531,940			531,940	
Piney Run Nature Center Auxiliary Classroom	110,000	10,000		100,000	
Tot Lot Replacement	65,000	6,500		58,500	
Town Fund	35,100	35,100			
Westminster Community Pond Renovations	392,300	39,230		353,070	
<b>CULTURE AND RECREATION TOTAL</b>	<b>\$2,563,920</b>	<b>\$341,110</b>	<b>\$0</b>	<b>\$2,222,810</b>	<b>\$0</b>
<b>PUBLIC WORKS</b>					
<b>- ROADS -</b>					
Englar Road Roundabout	\$100,000				\$100,000
Low Volume Road Improvements	1,113,000		1,113,000		
Monroe Avenue (Oklahoma to Bennett)	943,000		943,000		
Neighborhood Overlays	1,647,000		1,647,000		
Overlays	6,021,000	2,277,000	3,068,000	676,000	
Small Drainage Structures	159,000		159,000		
Traffic Calming	26,000		26,000		
Traffic Signal Installation	35,000	35,000			
<b>ROADS TOTAL</b>	<b>\$10,044,000</b>	<b>\$2,312,000</b>	<b>\$6,956,000</b>	<b>\$676,000</b>	<b>\$100,000</b>

	Total 2008	Source of Funding			
		Local		State	Federal & Other
		Other	Bonds		
- BRIDGES -					
Bear Run Road Culvert over Bear Branch	\$180,000		\$180,000		
Bollinger Road over Beaver Run	456,000		91,200		364,800
Bridge Maintenance and Structural Repairs	35,000	35,000			
Cleaning and Painting of Existing Bridge Structural Steel	35,000	35,000			
Falls Road over Indian Run	412,000		412,000		
Grand Valley Road over unnamed stream	90,000		90,000		
Silver Run Valley Road over Big Silver Run	204,000		41,000		163,000
<b>BRIDGES TOTAL</b>	<b>\$1,412,000</b>	<b>\$70,000</b>	<b>\$814,200</b>	<b>\$0</b>	<b>\$527,800</b>
<b>PUBLIC WORKS TOTAL</b>	<b>\$11,456,000</b>	<b>\$2,382,000</b>	<b>\$7,770,200</b>	<b>\$676,000</b>	<b>\$627,800</b>
<b><u>PUBLIC SCHOOLS</u></b>					
Freedom Elementary Kindergarten Addition	\$4,093,500	\$2,809,700		\$1,283,800	
South Carroll High School Fine Arts Addition	2,324,500	2,324,500			
Barrier Free Modifications	29,000	29,000			
HVAC Replacement Westminster High School	1,583,000	1,583,000			
Paving	268,000	268,000			
Relocatable Classrooms	360,000	360,000			
Roofing Improvements	114,000	114,000			
Roof Replacement - Mt. Airy Middle School	753,900	326,030		427,870	
Technology Improvements	245,000	245,000			
Transfer to Operating Budget for BOE Debt Service	6,827,450	6,827,450			
<b>PUBLIC SCHOOLS TOTAL</b>	<b>\$16,598,350</b>	<b>\$14,886,680</b>	<b>\$0</b>	<b>\$1,711,670</b>	<b>\$0</b>
<b><u>CONSERVATION AND OPEN SPACE</u></b>					
Agricultural Land Preservation	\$10,337,000	\$2,500,000	\$4,337,000	\$3,500,000	
Land Bank	3,000,000		3,000,000		
Roadway Evaluation Studies	35,000	35,000			
Watershed Assessment & Improvement (NPDES)	1,030,000		1,030,000		
Patapsco Road Watershed Project	649,400		649,400		
Reservoir Development	5,000,000	3,000,000	2,000,000		
Storm Water Facility Maintenance	325,000		325,000		
<b>CONSERVATION AND OPEN SPACE TOTAL</b>	<b>\$20,376,400</b>	<b>\$5,535,000</b>	<b>\$11,341,400</b>	<b>\$3,500,000</b>	<b>\$0</b>
<b><u>ENTERPRISE FUNDS</u></b>					
- AIRPORT -					
Corporate Hangars	\$1,451,000				\$1,451,000
Grounds Maintenance Equipment	18,000	18,000			
New Terminal Building	2,660,000		1,927,000		733,000
Runway Expansion	4,703,702		118,516	118,516	4,466,670
<b>AIRPORT TOTAL</b>	<b>\$8,832,702</b>	<b>\$18,000</b>	<b>\$2,045,516</b>	<b>\$118,516</b>	<b>\$6,650,670</b>
-SOLID WASTE-					
Northern Landfill Cell 3	\$524,000		\$524,000		
Northern Landfill Remediation	50,000	50,000			
Hoods Mill Remediation	250,000		250,000		
Northern Landfill Scalehouse	63,000	63,000			
<b>SOLID WASTE TOTAL</b>	<b>\$887,000</b>	<b>\$113,000</b>	<b>\$774,000</b>	<b>\$0</b>	<b>\$0</b>

	Total 2008	Source of Funding			
		Local		State	Federal & Other
		Other	Bonds		
- UTILITIES -					
Bramble Hills Well System Rehabilitation	\$457,000	\$457,000			
Freedom District Hydrant Replacement	97,500	97,500			
Freedom District Looping-Monroe (Oklahoma to Bennett)	12,500	12,500			
Freedom District Hydraulic Looping-Sandosky Road	133,500	133,500			
Freedom/Hampstead - Water Meters	71,300	71,300			
Freedom Water Treatment Plant Water Transmission Main	4,123,650	4,123,650			
Freedom Water Treatment Plant Upgrade and Expansion	3,299,201	3,299,201			
Hampstead Office Renovations	396,000		396,000		
Hampstead Ultraviolet Disinfections System Renovation	289,000		289,000		
Hampstead Waste Activated Sludge Tank Renovation	158,200		158,200		
Meter Vault Replacement	20,000	20,000			
Pine Hill Wastewater Pumping Station Renovation	771,000	771,000			
Sanitary Sewer Manhole Rehabilitation	150,000	150,000			
Shiloh Wastewater Pumping Station Renovation	1,300,000	392,280	907,720		
Snowden's Run Wastewater Pumping Station Rehabilitation	110,000		110,000		
Tank Painting	47,000	47,000			
<b>UTILITIES TOTAL</b>	<b>\$11,435,851</b>	<b>\$9,574,931</b>	<b>\$1,860,920</b>	<b>\$0</b>	<b>\$0</b>
<b>ENTERPRISE FUNDS TOTAL</b>	<b>\$21,155,553</b>	<b>\$9,705,931</b>	<b>\$4,680,436</b>	<b>\$118,516</b>	<b>\$6,650,670</b>
<b>GRAND TOTAL USES</b>	<b>\$137,472,963</b>	<b>\$41,942,281</b>	<b>\$59,167,066</b>	<b>\$28,669,746</b>	<b>\$7,693,870</b>

**COMMUNITY INVESTMENT PLAN FOR FISCAL YEARS 2008 TO 2013**

**Recommended**

	Fiscal Year						Prior Allocation	Balance to Complete	Total Project Cost
	2008	2009	2010	2011	2012	2013			
<b>GENERAL GOVERNMENT:</b>									
ADA - Facility Improvements	\$10,000	\$10,000	\$10,000	\$10,000	\$10,000	\$10,000	\$0	\$0	\$60,000
Carroll Community College - Classroom Building 4	33,932,000	0	0	0	0	0	2,525,000	0	36,457,000
Carroll Community College - Emergency Generator	0	0	0	0	122,000	0	0	0	122,000
Carroll Community College - Technology Improvements	344,300	354,600	365,200	376,200	387,500	399,000	0	0	2,226,800
Carroll County Criminal Justice Building	22,500,000	0	0	0	0	0	2,500,000	0	25,000,000
Carroll County 800MHz & 911 System	1,375,000	475,000	600,000	725,000	725,000	0	0	0	3,900,000
County Building Systemic Renovations	173,700	182,300	191,500	201,000	211,050	221,600	0	0	1,181,150
County Phone System Replacement	0	0	0	850,000	0	0	0	0	850,000
County Technology Improvements	460,000	473,800	503,000	502,700	517,700	533,300	0	0	2,990,500
County Voice Mail System Replacement	100,000	0	0	0	0	0	0	0	100,000
Farm Museum - Paving Reconstruction	0	39,750	0	0	0	0	0	0	39,750
Farm Museum-Maintenance Building Addition	77,900	0	0	0	0	0	0	0	77,900
Fleet Management - Lift Replacements	100,000	0	105,000	0	110,300	0	0	0	315,300
Fleet Management - Vehicle/Equipment Wash	1,208,680	0	0	0	0	0	0	0	1,208,680
Fuel Tank Replacement	168,000	0	0	0	0	0	0	0	168,000
GIS Digital Orthophotography	0	160,000	0	160,000	0	160,000	0	0	480,000
Humane Society - Additional Parking	41,210	0	0	0	0	0	0	0	41,210
Humane Society - Kennel Expansion	0	0	0	329,490	0	0	0	0	329,490
Information Technology System Replacement	500,000	0	0	0	0	0	1,751,416	0	2,251,416
Library - Finksburg Branch	650,000	0	0	0	0	0	5,409,505	0	6,059,505
Library - Technology Replacement	212,200	218,600	225,100	231,900	238,900	246,000	0	0	1,372,700
Library - Telephone Replacement	205,000	0	0	0	0	0	0	0	205,000
Library - Westminster Branch Renovation	980,750	0	0	0	0	0	0	0	980,750
Minimum Security Facility	110,000	4,615,000	0	0	0	0	0	0	4,725,000
Parking Lot Overlays	41,000	43,000	45,000	47,000	49,000	51,500	0	0	276,500
Public Works - Salt Buildings	985,000	0	0	0	0	0	1,798,750	0	2,783,750
Public Works Asset and Pavement Management System	695,000	0	0	0	0	0	0	0	695,000
Records Management	78,000	75,000	133,000	56,000	57,000	40,000	0	0	439,000
Senior Center - Taneytown - Additional Parking	0	86,200	0	0	0	0	0	0	86,200
South Carroll Senior and Community Center	200,000	0	0	0	0	0	11,756,420	0	11,956,420
State's Attorney Case File System Replacement	0	0	0	250,000	0	0	0	0	250,000
Voting Machines	0	0	297,200	0	0	0	937,045	0	1,234,245
Water Tanks and Dry Hydrants	175,000	183,800	193,000	202,600	212,700	223,300	0	0	1,190,400
<b>GENERAL GOVERNMENT TOTAL</b>	<b>\$65,322,740</b>	<b>\$6,917,050</b>	<b>\$2,668,000</b>	<b>\$3,941,890</b>	<b>\$2,641,150</b>	<b>\$1,884,700</b>	<b>\$26,678,136</b>	<b>\$0</b>	<b>\$110,053,666</b>
<b>SOURCES OF FUNDING:</b>									
Transfer from General Fund	\$3,091,560	\$1,465,900	\$1,674,250	\$2,584,300	\$1,487,625	\$1,550,600	\$3,720,741	\$0	\$15,574,976
Property Tax	6,000,000	0	0	0	0	0	4,296,790	0	10,296,790
Bonds	35,375,030	5,451,150	993,750	1,357,590	1,153,525	334,100	15,559,605	0	60,224,750
Reallocated Property Tax	0	0	0	0	0	0	1,250,000	0	1,250,000
MD Higher Ed. Comm.	19,760,000	0	0	0	0	0	1,251,000	0	21,011,000
MD Dept of Aging	0	0	0	0	0	0	600,000	0	600,000
State Interagency Committee	680,750	0	0	0	0	0	0	0	680,750
Private	415,400	0	0	0	0	0	0	0	415,400
<b>GENERAL GOVERNMENT TOTAL</b>	<b>\$65,322,740</b>	<b>\$6,917,050</b>	<b>\$2,668,000</b>	<b>\$3,941,890</b>	<b>\$2,641,150</b>	<b>\$1,884,700</b>	<b>\$26,678,136</b>	<b>\$0</b>	<b>\$110,053,666</b>

**COMMUNITY INVESTMENT PLAN FOR FISCAL YEARS 2008 TO 2013**

**Recommended**

	Fiscal Year						Prior Allocation	Balance to Complete	Total Project Cost
	2008	2009	2010	2011	2012	2013			
<b>CULTURE AND RECREATION:</b>									
Bennett Cerf Park	\$0	\$0	\$0	\$157,000	\$0	\$0	\$0	\$0	\$157,000
Community Self-Help Projects	60,000	60,000	60,000	60,000	60,000	60,000	0	0	360,000
Deer Park Practice Field	144,000	0	0	0	0	0	0	0	144,000
Double Pipe Creek Park	109,000	0	0	0	0	0	0	0	109,000
Freedom Park Shelters/Play Equipmen	67,580	0	0	0	0	0	0	0	67,580
Middlebrooke Trail	224,000	0	0	0	0	0	0	0	224,000
Park Restoration Fund	75,000	77,250	79,570	81,960	84,420	86,960	0	0	485,160
Parking Lot Construction	0	0	145,000	0	0	0	0	0	145,000
Parkland Acquisition (POS) County	750,000	500,000	750,000	500,000	500,000	500,000	0	0	3,500,000
Parkland Development (POS) County	531,940	750,000	369,900	358,700	344,750	500,000	0	0	2,855,290
Piney Run Nature Center Auxillary Classroom	110,000	0	0	0	0	0	0	0	110,000
Piney Run Park Paving	0	0	0	287,000	0	0	0	0	287,000
Piney Run/Bennett Cerf Parks Tennis Court Resurfacing	0	115,000	0	0	0	0	0	0	115,000
Tot Lot Replacement	65,000	0	0	0	172,500	0	60,000	0	297,500
Town Fund	35,100	19,200	19,200	19,200	19,200	19,200	0	0	131,100
Westminster Community Pond Renovations	392,300	0	0	0	0	0	0	0	392,300
<b>CULTURE AND RECREATION TOTAL</b>	<b>\$2,563,920</b>	<b>\$1,521,450</b>	<b>\$1,423,670</b>	<b>\$1,463,860</b>	<b>\$1,180,870</b>	<b>\$1,166,160</b>	<b>\$60,000</b>	<b>\$0</b>	<b>\$9,379,930</b>
<b>SOURCES OF FUNDING:</b>									
Transfer from General Fund	\$176,600	\$167,950	\$158,770	\$448,160	\$180,870	\$166,160	\$15,000	\$0	\$1,313,510
Property Tax	0	0	0	0	0	0	0	0	0
Reallocated GF Transfer	22,400	0	0	15,700	0	0	0	0	38,100
Reallocated Impact Fee - Parks	142,110	0	14,500	0	0	0	0	0	156,610
POS - Land Acquisition	750,000	500,000	750,000	500,000	500,000	500,000	0	0	3,500,000
POS - Park Development	1,472,810	853,500	500,400	500,000	500,000	500,000	45,000	0	4,371,710
<b>CULTURE AND RECREATION TOTAL</b>	<b>\$2,563,920</b>	<b>\$1,521,450</b>	<b>\$1,423,670</b>	<b>\$1,463,860</b>	<b>\$1,180,870</b>	<b>\$1,166,160</b>	<b>\$60,000</b>	<b>\$0</b>	<b>\$9,379,930</b>

**COMMUNITY INVESTMENT PLAN FOR FISCAL YEARS 2008 TO 2013**

**Recommended**

	Fiscal Year						Prior Allocation	Balance to Complete	Total Project Cost
	2008	2009	2010	2011	2012	2013			
<b>ROADS:</b>									
Boxwood Drive Extended	\$0	\$92,000	\$739,000	\$0	\$0	\$0	\$0	\$0	\$831,000
Englar Road Roundabout	100,000	700,000	0	0	0	0	0	0	800,000
Gravel Roads	0	0	172,562	275,443	0	0	1,200,000	0	1,648,005
Highway Improvements	0	0	230,000	230,000	230,000	230,000	0	0	920,000
Low Volume Road Improvements	1,113,000	1,077,000	1,054,000	1,225,000	1,280,000	1,335,000	0	0	7,084,000
Market Street Extended	0	420,000	884,000	0	0	0	0	0	1,304,000
Monroe Avenue (Bennett to MD 32)	0	1,129,000	0	0	0	0	426,000	0	1,555,000
Monroe Avenue (Oklahoma to Bennett)	943,000	0	0	0	0	0	1,086,140	0	2,029,140
Neighborhood Overlays	1,647,000	1,489,000	1,165,000	1,350,000	1,597,000	1,938,000	0	0	9,186,000
Overlays	6,021,000	4,923,000	5,178,000	5,015,000	5,188,000	5,145,000	0	0	31,470,000
Ridge Road Improvements	0	250,000	2,310,000	0	0	0	0	0	2,560,000
Small Drainage Structures	159,000	62,000	65,000	67,000	70,000	73,000	0	0	496,000
South Carroll Middle School Road	0	94,000	271,000	0	0	0	0	0	365,000
Traffic Calming	26,000	27,000	28,000	29,000	31,000	32,000	0	0	173,000
Traffic Signal Installation	35,000	36,750	39,000	41,000	43,000	45,000	0	0	239,750
Westminster Area Alternative Road Plan	0	0	200,000	2,200,000	2,200,000	2,200,000	4,000,000	0	10,800,000
<b>ROADS TOTAL</b>	<b>\$10,044,000</b>	<b>\$10,299,750</b>	<b>\$12,335,562</b>	<b>\$10,432,443</b>	<b>\$10,639,000</b>	<b>\$10,998,000</b>	<b>\$6,712,140</b>	<b>\$0</b>	<b>\$71,460,895</b>
<b>SOURCES OF FUNDING:</b>									
Transfer from General Fund	\$35,000	\$36,750	\$39,000	\$41,000	\$43,000	\$45,000	\$1,200,000	\$0	\$1,439,750
Local Income Tax	0	0	0	0	0	0	0	0	0
Property Tax	2,277,000	1,808,000	2,262,000	2,713,000	3,190,000	3,700,000	0	0	15,950,000
Bonds	6,956,000	7,779,000	9,358,562	7,002,443	6,730,000	6,577,000	5,512,140	0	49,915,145
Highway Administration	176,000	176,000	176,000	176,000	176,000	176,000	0	0	1,056,000
Highway User Revenue	500,000	500,000	500,000	500,000	500,000	500,000	0	0	3,000,000
Developer Funded	100,000	0	0	0	0	0	0	0	100,000
<b>ROADS TOTAL</b>	<b>\$10,044,000</b>	<b>\$10,299,750</b>	<b>\$12,335,562</b>	<b>\$10,432,443</b>	<b>\$10,639,000</b>	<b>\$10,998,000</b>	<b>\$6,712,140</b>	<b>\$0</b>	<b>\$71,460,895</b>

**COMMUNITY INVESTMENT PLAN FOR FISCAL YEARS 2008 TO 2013**

**Recommended**

	Fiscal Year						Prior Allocation	Balance to Complete	Total Project Cost
	2008	2009	2010	2011	2012	2013			
<b>BRIDGES:</b>									
Babylon Road over Silver Run	\$0	\$157,000	\$0	\$741,300	\$0	\$0	\$0	\$0	\$898,300
Bear Run Road Culvert over Bear Branch	180,000	0	0	0	0	0	280,000	0	460,000
Bollinger Road over Beaver Run	456,000	0	0	0	0	0	90,000	0	546,000
Bridge Inspection and Inventory	0	37,000	0	40,000	0	44,000	0	0	121,000
Bridge Maintenance and Structural Repairs	35,000	37,000	38,000	40,000	42,000	44,000	0	0	236,000
Cleaning and Painting of Existing Bridge Structural Steel	35,000	37,000	38,000	40,000	42,000	44,000	0	0	236,000
Falls Road over Indian Run	412,000	0	0	0	0	0	90,000	0	502,000
Grand Valley Road over unnamed stream	90,000	0	403,000	0	0	0	0	0	493,000
Hughes Shop Road over Bear Branch	0	0	167,000	0	1,322,500	0	0	0	1,489,500
McKinstry's Mill Road over Sam's Creek	0	157,000	0	788,000	0	0	0	0	945,000
Silver Run Valley Road over Big Silver Run	204,000	0	0	0	0	0	586,300	0	790,300
<b>BRIDGES TOTAL</b>	<b>\$1,412,000</b>	<b>\$425,000</b>	<b>\$646,000</b>	<b>\$1,649,300</b>	<b>\$1,406,500</b>	<b>\$132,000</b>	<b>\$1,046,300</b>	<b>\$0</b>	<b>\$6,717,100</b>
<b>SOURCES OF FUNDING:</b>									
Transfer from General Fund	\$70,000	\$111,000	\$76,000	\$120,000	\$84,000	\$132,000	\$0	\$0	\$593,000
Bonds	814,200	62,800	436,400	285,900	264,500	0	509,260	0	2,373,060
Federal Highway/Bridge	527,800	251,200	133,600	1,243,400	1,058,000	0	537,040	0	3,751,040
<b>BRIDGES TOTAL</b>	<b>\$1,412,000</b>	<b>\$425,000</b>	<b>\$646,000</b>	<b>\$1,649,300</b>	<b>\$1,406,500</b>	<b>\$132,000</b>	<b>\$1,046,300</b>	<b>\$0</b>	<b>\$6,717,100</b>

**Public Works Summary**

**COMMUNITY INVESTMENT PLAN FOR FISCAL YEARS 2008 TO 2013**

	Fiscal Year						Prior Allocation	Balance to Complete	Total Project Cost
	2008	2009	2010	2011	2012	2013			
<b>PUBLIC WORKS</b>									
Roads	\$10,044,000	\$10,299,750	\$12,335,562	\$10,432,443	\$10,639,000	\$10,998,000	\$6,712,140	\$0	\$71,460,895
Bridges	1,412,000	425,000	646,000	1,649,300	1,406,500	132,000	1,046,300	0	6,717,100
<b>PUBLIC WORKS TOTAL</b>	<b>\$11,456,000</b>	<b>\$10,724,750</b>	<b>\$12,981,562</b>	<b>\$12,081,743</b>	<b>\$12,045,500</b>	<b>\$11,130,000</b>	<b>\$7,758,440</b>	<b>\$0</b>	<b>\$78,177,995</b>
<b>SOURCES OF FUNDING</b>									
Transfer from General Fund	\$105,000	\$147,750	\$115,000	\$161,000	\$127,000	\$177,000	\$1,200,000	\$0	\$2,032,750
Property Tax	2,277,000	1,808,000	2,262,000	2,713,000	3,190,000	3,700,000	0	0	15,950,000
Bonds	7,770,200	7,841,800	9,794,962	7,288,343	6,994,500	6,577,000	6,021,400	0	52,288,205
Highway Administration	176,000	176,000	176,000	176,000	176,000	176,000	0	0	1,056,000
Highway User Revenue	500,000	500,000	500,000	500,000	500,000	500,000	0	0	3,000,000
Federal Highway/Bridge	527,800	251,200	133,600	1,243,400	1,058,000	0	537,040	0	3,751,040
Developer Funded	100,000	0	0	0	0	0	0	0	100,000
<b>PUBLIC WORKS TOTAL</b>	<b>\$11,456,000</b>	<b>\$10,724,750</b>	<b>\$12,981,562</b>	<b>\$12,081,743</b>	<b>\$12,045,500</b>	<b>\$11,130,000</b>	<b>\$7,758,440</b>	<b>\$0</b>	<b>\$78,177,995</b>

**COMMUNITY INVESTMENT PLAN FOR FISCAL YEARS 2008 TO 2013**

**Recommended**

	Fiscal Year						Prior Allocation	Balance to Complete	Total Project Cost
	2008	2009	2010	2011	2012	2013			
<b>PUBLIC SCHOOLS:</b>									
<u>New Construction, Additions, Modernizations</u>									
Freedom Elementary Kindergarten Addition	\$4,093,500	\$0	\$0	\$0	\$0	\$0	\$0	\$0	\$4,093,500
South Carroll High School Fine Arts Addition	2,324,500	22,373,200	0	0	0	0	0	0	24,697,700
South Carroll Area Middle School	0	0	5,136,000	49,452,000	0	0	30,000	0	54,618,000
South Carroll Elementary School	0	0	0	0	2,948,000	27,900,000	0	0	30,848,000
<b>Construction Total</b>	<b>\$6,418,000</b>	<b>\$22,373,200</b>	<b>\$5,136,000</b>	<b>\$49,452,000</b>	<b>\$2,948,000</b>	<b>\$27,900,000</b>	<b>\$30,000</b>	<b>\$0</b>	<b>\$114,257,200</b>
<u>Other Projects</u>									
Barrier Free Modifications	\$29,000	\$30,450	\$31,973	\$33,571	\$35,250	\$37,012	\$0	\$0	\$197,256
HVAC - Improvements and Replacements	0	0	2,315,000	2,315,000	2,373,000	2,373,000	0	0	9,376,000
HVAC Replacement Westminster High School	1,583,000	26,180,000	0	0	0	0	0	0	27,763,000
Paving	268,000	276,000	290,000	298,000	307,000	315,000	0	0	1,754,000
Relocatable Classrooms	360,000	360,000	360,000	360,000	360,000	360,000	0	0	2,160,000
Roofing Improvements	114,000	119,700	125,685	131,969	138,568	145,496	0	0	775,418
Roof Replacement - Mt. Airy Middle School	753,900	0	0	0	0	0	0	0	753,900
Systemic Renovation - Re-Roofing Projects	0	475,202	844,885	1,877,266	1,659,638	1,377,298	0	0	6,234,289
Technology Improvements	245,000	252,000	260,000	268,000	276,000	285,000	0	0	1,586,000
Transfer to Operating Budget for BOE Debt Service	6,827,450	7,387,280	9,931,270	10,547,690	13,563,000	13,565,900	0	0	61,822,590
<b>Other Projects Total</b>	<b>\$10,180,350</b>	<b>\$35,080,632</b>	<b>\$14,158,813</b>	<b>\$15,831,496</b>	<b>\$18,712,456</b>	<b>\$18,458,706</b>	<b>\$0</b>	<b>\$0</b>	<b>\$112,422,453</b>
<b>PUBLIC SCHOOLS TOTAL</b>	<b>\$16,598,350</b>	<b>\$57,453,832</b>	<b>\$19,294,813</b>	<b>\$65,283,496</b>	<b>\$21,660,456</b>	<b>\$46,358,706</b>	<b>\$30,000</b>	<b>\$0</b>	<b>\$226,679,653</b>
<b>SOURCES OF FUNDING:</b>									
Transfer from General Fund	\$1,045,030	\$731,700	\$745,685	\$759,969	\$774,568	\$790,496	\$0	\$0	\$4,847,448
Local Income Tax	8,707,450	7,911,904	10,661,627	11,833,429	14,794,368	14,678,919	0	0	68,587,697
Property Tax	2,809,700	0	0	0	0	0	0	0	2,809,700
Bonds	0	30,748,900	2,315,000	36,767,000	373,000	15,773,000	0	0	85,976,900
Bond Interest	2,324,500	2,500,000	2,000,000	2,000,000	2,000,000	2,000,000	0	0	12,824,500
Reallocated Property Tax	0	0	0	0	0	0	0	0	0
Impact Fee - Schools	0	0	3,136,000	13,000,000	2,948,000	0	30,000	0	19,114,000
State	1,711,670	15,561,328	436,501	923,098	770,520	13,116,291	0	0	32,519,408
<b>PUBLIC SCHOOLS TOTAL</b>	<b>\$16,598,350</b>	<b>\$57,453,832</b>	<b>\$19,294,813</b>	<b>\$65,283,496</b>	<b>\$21,660,456</b>	<b>\$46,358,706</b>	<b>\$30,000</b>	<b>\$0</b>	<b>\$226,679,653</b>

COMMUNITY INVESTMENT PLAN FOR FISCAL YEARS 2008 TO 2013

Recommended

	Fiscal Year						Prior Allocation	Balance to Complete	Total Project Cost
	2008	2009	2010	2011	2012	2013			
CONSERVATION AND OPEN SPACE:									
Agricultural Land Preservation	\$ 10,337,000	\$ 10,500,000	\$ 11,000,000	\$ 11,500,000	\$ 12,000,000	\$ 12,500,000	\$0	\$0	\$ 67,837,000
Land Bank	3,000,000	3,000,000	3,000,000	3,000,000	3,000,000	3,000,000	0	0	18,000,000
Patapsco Road Watershed Project	649,400	97,200	385,350	224,450	5,650	-	0	0	1,362,050
Reservoir Development	5,000,000	9,000,000	8,000,000	8,000,000	8,000,000	8,000,000	0	120,000,000	166,000,000
Roadway Evaluation Studies	35,000	36,000	37,000	38,000	39,000	40,000	0	0	225,000
Storm Water Facility Maintenance	325,000	500,000	500,000	500,000	500,000	500,000	0	0	2,825,000
Watershed Assessment & Improvement (NPDES)	1,030,000	702,000	730,100	759,300	789,650	1,020,000	0	0	5,031,050
<b>CONSERVATION AND OPEN SPACE TOTAL</b>	<b>\$ 20,376,400</b>	<b>\$ 23,835,200</b>	<b>\$ 23,652,450</b>	<b>\$ 24,021,750</b>	<b>\$ 24,334,300</b>	<b>\$ 25,060,000</b>	<b>\$0</b>	<b>#####</b>	<b>\$ 261,280,100</b>

SOURCES OF FUNDING:

Transfer from General Fund	\$ 35,000	\$ 36,000	\$ 37,000	\$ 38,000	\$ 39,000	\$ 40,000	0	0	\$ 225,000
Property Tax	5,000,000	2,000,000	2,000,000	2,000,000	2,000,000	2,000,000	0	0	15,000,000
Bonds	11,341,400	17,799,200	17,615,450	17,983,750	18,295,300	19,020,000	0	120,000,000	222,055,100
Ag Transfer Tax	500,000	500,000	500,000	500,000	500,000	500,000	0	0	3,000,000
State Ag. Preservation (MALPF)	3,500,000	3,500,000	3,500,000	3,500,000	3,500,000	3,500,000	0	0	21,000,000
<b>CONSERVATION AND OPEN SPACE TOTAL</b>	<b>\$ 20,376,400</b>	<b>\$ 23,835,200</b>	<b>\$ 23,652,450</b>	<b>\$ 24,021,750</b>	<b>\$ 24,334,300</b>	<b>\$ 25,060,000</b>	<b>0</b>	<b>120,000,000</b>	<b>\$ 261,280,100</b>

**COMMUNITY INVESTMENT PLAN FOR FISCAL YEARS 2008 TO 2013**

**Recommended**

	Fiscal Year						Prior Allocation	Balance to Complete	Total Project Cost
	2008	2009	2010	2011	2012	2013			
<b>AIRPORT ENTERPRISE:</b>									
Corporate Hangars	\$1,451,000	\$8,012,000	\$0	\$0	\$0	\$0	\$0	\$0	\$9,463,000
Fuel Farm - Additional Jet A Fuel Storage	0	0	511,746	0	0	0	0	0	511,746
Grounds Maintenance Equipment	18,000	18,000	18,000	18,000	18,000	18,000	0	0	108,000
New Terminal Building	2,660,000	0	0	0	0	0	0	0	2,660,000
Runway Expansion	4,703,702	0	68,596,000	0	0	0	775,298	0	74,075,000
<b>AIRPORT ENTERPRISE TOTAL</b>	<b>\$8,832,702</b>	<b>\$8,030,000</b>	<b>\$69,125,746</b>	<b>\$18,000</b>	<b>\$18,000</b>	<b>\$18,000</b>	<b>\$775,298</b>	<b>\$0</b>	<b>\$86,817,746</b>
<b>SOURCES OF FUNDING:</b>									
Bonds	\$2,045,516	\$0	\$1,715,000	\$0	\$0	\$0	\$18,460	\$0	\$3,778,976
Enterprise Fund - Airport	18,000	18,000	30,794	18,000	18,000	18,000	0	0	120,794
MD Aviation Admin.	118,516	0	1,727,793	0	0	0	18,460	0	1,864,769
Fed. Aviation Admin.	5,199,670	0	65,652,159	0	0	0	738,378	0	71,590,207
Private	1,451,000	8,012,000	0	0	0	0	0	0	9,463,000
<b>AIRPORT ENTERPRISE TOTAL</b>	<b>\$8,832,702</b>	<b>\$8,030,000</b>	<b>\$69,125,746</b>	<b>\$18,000</b>	<b>\$18,000</b>	<b>\$18,000</b>	<b>\$775,298</b>	<b>\$0</b>	<b>\$86,817,746</b>

**COMMUNITY INVESTMENT PLAN FOR FISCAL YEARS 2008 TO 2013**

**Recommended**

	Fiscal Year						Prior Allocation	Balance to Complete	Total Project Cost
	2008	2009	2010	2011	2012	2013			
<b>SOLID WASTE ENTERPRISE:</b>									
Entrance - Northern Landfill	\$0	\$550,000	\$185,300	\$1,853,000	\$0	\$0	\$0	\$0	\$2,588,300
Equipment Run-In Shed Northern Landfill	0	0	0	0	104,000	0	0	0	104,000
Hoods Mill Remediation	250,000	0	0	0	0	0	195,635	0	445,635
Northern Landfill Cell 3	524,000	0	0	0	0	0	5,764,000	0	6,288,000
Northern Landfill Remediation	50,000	0	0	0	0	150,000	350,000	0	550,000
Northern Landfill Scalehouse	63,000	0	0	0	0	250,000	47,000	0	360,000
<b>SOLID WASTE ENTERPRISE TOTAL</b>	<b>\$887,000</b>	<b>\$550,000</b>	<b>\$185,300</b>	<b>\$1,853,000</b>	<b>\$104,000</b>	<b>\$400,000</b>	<b>\$6,356,635</b>	<b>\$0</b>	<b>\$10,335,935</b>

**SOURCES OF FUNDING:**

Transfer from General Fund	\$0	\$0	\$0	\$0	\$0	\$0	\$3,083,530	\$0	\$3,083,530
Bonds	774,000	550,000	185,300	1,853,000	0	400,000	2,320,921	0	6,083,221
Enterprise Fund - Solid Waste	113,000	0	0	0	104,000	0	952,184	0	1,169,184
<b>SOLID WASTE ENTERPRISE TOTAL</b>	<b>\$887,000</b>	<b>\$550,000</b>	<b>\$185,300</b>	<b>\$1,853,000</b>	<b>\$104,000</b>	<b>\$400,000</b>	<b>\$6,356,635</b>	<b>\$0</b>	<b>\$10,335,935</b>

	Fiscal Year						Prior Allocation	Balance to Complete	Total Project Cost
	2008	2009	2010	2011	2012	2013			
<b>SEPTAGE ENTERPRISE:</b>									
Westminster Septage Facility Grit Removal System	\$0	\$0	\$0	\$192,500	\$0	\$0	\$0	\$0	\$192,500
<b>SEPTAGE ENTERPRISE TOTAL</b>	<b>\$0</b>	<b>\$0</b>	<b>\$0</b>	<b>\$192,500</b>	<b>\$0</b>	<b>\$0</b>	<b>\$0</b>	<b>\$0</b>	<b>\$192,500</b>

**SOURCES OF FUNDING:**

Bonds	\$0	\$0	\$0	\$192,500	\$0	\$0	\$0	\$0	\$192,500
<b>SEPTAGE ENTERPRISE TOTAL</b>	<b>\$0</b>	<b>\$0</b>	<b>\$0</b>	<b>\$192,500</b>	<b>\$0</b>	<b>\$0</b>	<b>\$0</b>	<b>\$0</b>	<b>\$192,500</b>

**COMMUNITY INVESTMENT PLAN FOR FISCAL YEARS 2008 TO 2013**

**Recommended**

	Fiscal Year						Prior Allocation	Balance to Complete	Total Project Cost
	2008	2009	2010	2011	2012	2013			
<b>UTILITIES ENTERPRISE:</b>									
Bramble Hills Well System Rehabilitation	\$457,000	\$0	\$0	\$0	\$0	\$0	\$72,000	\$275,000	\$804,000
Carroll Highlands Pumping Station Renovation	0	0	0	0	0	150,000	0	1,070,000	1,220,000
Freedom Area Groundwater System - Well House	0	0	0	0	168,470	0	3,496,180	0	3,664,650
Freedom District Hydrant Replacement	97,500	102,380	107,500	112,880	118,520	124,450	0	0	663,230
Freedom District Hydraulic Looping-Brangles	0	0	0	176,105	0	0	0	0	176,105
Freedom District Hydraulic Looping-Sandosky Road	133,500	0	0	0	0	0	0	0	133,500
Freedom District Looping-Monroe (Oklahoma to Bennett)	12,500	49,250	0	0	0	0	0	0	61,750
Freedom District-Future Hydraulic Looping	0	0	0	0	0	0	904,900	2,381,645	3,286,545
Freedom District-Relief Sewer No. 2	0	0	110,700	824,000	0	0	0	0	934,700
Freedom Wastewater Treatment Plant Expansion	0	0	0	0	150,000	0	0	1,452,000	1,602,000
Freedom Water Treatment Plant Upgrade and Expansion	3,299,201	0	0	0	0	0	24,051,697	0	27,350,898
Freedom Water Treatment Plant Water Transmission Main	4,123,650	0	0	0	0	0	0	0	4,123,650
Freedom/Hampstead - Water Meters	71,300	74,870	78,610	82,540	86,670	91,000	0	0	484,990
Gaither Road 8" Sewer Line	0	122,000	0	1,216,900	0	0	0	0	1,338,900
Gaither Road 8" Water Main	0	261,200	0	1,473,600	0	0	0	0	1,734,800
Hampstead Facility Paving	0	0	0	0	0	376,000	0	0	376,000
Hampstead Grit Removal System	0	0	0	0	280,000	0	0	0	280,000
Hampstead Office Renovations	396,000	0	0	0	0	0	0	0	396,000
Hampstead Sludge Dewatering Facility Replacement	0	0	150,000	396,000	0	0	480,000	0	1,026,000
Hampstead Ultraviolet Disinfections System Renovation	289,000	0	0	0	0	0	0	0	289,000
Hampstead Waste Activated Sludge Tank Renovation	158,200	670,000	0	0	0	0	0	0	828,200
Meter Vault Replacement	20,000	21,000	22,050	23,150	24,310	25,530	0	200,000	336,040
Pine Hill Wastewater Pumping Station Renovation	771,000	0	0	0	0	0	123,200	0	894,200
Piney Branch Interceptor-Upgrade/Repair Sewer Main	0	0	0	0	0	75,000	0	459,000	534,000
Replace Force & Gravity Sewer Mains at North Station	0	111,000	26,900	554,975	0	0	147,025	0	839,900
Sanitary Sewer Manhole Rehabilitation	150,000	150,000	150,000	150,000	150,000	150,000	0	0	900,000
Sanitary Sewer Studies	0	0	0	0	89,250	0	275,000	0	364,250
Shiloh Wastewater Pumping Station Renovation	1,300,000	0	0	0	0	0	216,000	0	1,516,000
Snowden's Run Wastewater Pumping Station Rehabilitation	110,000	0	680,000	0	0	0	0	0	790,000
Tank Painting	47,000	47,000	47,000	47,000	47,000	47,000	0	0	282,000
<b>UTILITIES ENTERPRISE TOTAL</b>	<b>\$11,435,851</b>	<b>\$1,608,700</b>	<b>\$1,372,760</b>	<b>\$5,057,150</b>	<b>\$1,114,220</b>	<b>\$1,038,980</b>	<b>\$29,766,002</b>	<b>\$5,837,645</b>	<b>\$57,231,308</b>
<b>SOURCES OF FUNDING:</b>									
Transfer from General Fund	\$457,000	\$0	\$0	\$0	\$0	\$0	\$72,000	\$275,000	\$804,000
Bonds	1,860,920	725,500	843,450	747,000	448,470	451,000	18,575,509	459,000	24,110,849
Enterprise Fund - Utilities	217,000	295,570	326,550	333,030	494,329	437,980	128,750	200,000	2,433,209
Maintenance Fee	3,556,136	99,680	189,310	156,008	96,421	131,000	4,125,579	788,436	9,142,570
Area Connection Charges	5,344,795	487,950	13,450	3,821,112	75,000	19,000	6,864,164	4,115,209	20,740,680
<b>UTILITIES ENTERPRISE TOTAL</b>	<b>\$11,435,851</b>	<b>\$1,608,700</b>	<b>\$1,372,760</b>	<b>\$5,057,150</b>	<b>\$1,114,220</b>	<b>\$1,038,980</b>	<b>\$29,766,002</b>	<b>\$5,837,645</b>	<b>\$57,231,308</b>

**COMMUNITY INVESTMENT PLAN FOR FISCAL YEARS 2008 TO 2013**

**Recommended**

	Fiscal Year						Prior Allocation	Balance to Complete	Total Project Cost
	2008	2009	2010	2011	2012	2013			
<b>GRAND TOTAL-USSES</b>	<b>\$137,472,963</b>	<b>\$110,640,982</b>	<b>\$130,704,301</b>	<b>\$113,913,389</b>	<b>\$63,098,496</b>	<b>\$87,056,546</b>	<b>\$71,424,511</b>	<b>\$125,837,645</b>	<b>\$840,148,833</b>
<b>SOURCE OF FUNDING</b>									
<b>-LOCAL-</b>									
Transfer from General Fund	\$4,910,190	\$2,549,300	\$2,730,705	\$3,991,429	\$2,609,063	\$2,724,256	\$8,091,271	\$275,000	\$27,881,214
Local Income Tax	8,707,450	7,911,904	10,661,627	11,833,429	14,794,368	14,678,919	0	0	68,587,697
Property Tax	16,086,700	3,808,000	4,262,000	4,713,000	5,190,000	5,700,000	4,296,790	0	44,056,490
Bonds	59,167,066	63,116,550	33,462,912	66,189,183	27,264,795	42,555,100	42,495,895	120,459,000	454,710,501
Bond Interest	2,324,500	2,500,000	2,000,000	2,000,000	2,000,000	2,000,000	0	0	12,824,500
Reallocated GF Transfer	22,400	0	0	15,700	0	0	0	0	38,100
Reallocated Property Tax	\$0	\$0	\$0	\$0	\$0	\$0	\$1,250,000	\$0	\$1,250,000
Impact Fee - Schools	0	0	3,136,000	13,000,000	2,948,000	0	30,000	0	19,114,000
Reallocated Impact Fee - Parks	142,110	0	14,500	0	0	0	0	0	156,610
Ag Transfer Tax	500,000	500,000	500,000	500,000	500,000	500,000	\$0	\$0	\$3,000,000
Enterprise Fund - Airport	18,000	18,000	30,794	18,000	18,000	18,000	0	0	120,794
Enterprise Fund - Solid Waste	113,000	0	0	0	104,000	0	952,184	0	1,169,184
Enterprise Fund - Utilities	217,000	295,570	326,550	333,030	494,329	437,980	128,750	200,000	2,433,209
Maintenance Fee	3,556,136	99,680	189,310	156,008	96,421	131,000	4,125,579	788,436	9,142,570
Area Connection Charges	5,344,795	487,950	13,450	3,821,112	75,000	19,000	6,864,164	4,115,209	20,740,680
<b>LOCAL TOTAL</b>	<b>\$101,109,347</b>	<b>\$81,286,954</b>	<b>\$57,327,848</b>	<b>\$106,570,891</b>	<b>\$56,093,976</b>	<b>\$68,764,255</b>	<b>\$68,234,633</b>	<b>\$125,837,645</b>	<b>\$665,225,549</b>
<b>-STATE-</b>									
Highway Administration	\$176,000	\$176,000	\$176,000	\$176,000	\$176,000	\$176,000	\$0	\$0	\$1,056,000
MD Higher Ed. Comm.	19,760,000	0	0	0	0	0	1,251,000	0	21,011,000
MD Aviation Admin.	118,516	0	1,727,793	0	0	0	18,460	0	1,864,769
MD Dept of Aging	0	0	0	0	0	0	600,000	0	600,000
MD Library Development	680,750	0	0	0	0	0	0	0	680,750
State Interagency Committee	1,711,670	15,561,328	436,501	923,098	770,520	13,116,291	0	0	32,519,408
Agricultural Preservation	3,500,000	3,500,000	3,500,000	3,500,000	3,500,000	3,500,000	0	0	21,000,000
Rural Legacy Grant	0	0	0	0	0	0	0	0	0
Highway User Revenue	500,000	500,000	500,000	500,000	500,000	500,000	0	0	3,000,000
POS - Land Acquisition	750,000	500,000	750,000	500,000	500,000	500,000	0	0	3,500,000
POS - Park Development	1,472,810	853,500	500,400	500,000	500,000	500,000	45,000	0	4,371,710
<b>STATE TOTAL</b>	<b>\$28,669,746</b>	<b>\$21,090,828</b>	<b>\$7,590,694</b>	<b>\$6,099,098</b>	<b>\$5,946,520</b>	<b>\$18,292,291</b>	<b>\$1,914,460</b>	<b>\$0</b>	<b>\$89,603,637</b>
<b>-FEDERAL-</b>									
Fed. Aviation Admin.	\$5,199,670	\$0	\$65,652,159	\$0	\$0	\$0	\$738,378	\$0	\$71,590,207
Federal Highway/Bridge	527,800	251,200	133,600	1,243,400	1,058,000	0	537,040	0	3,751,040
<b>FEDERAL TOTAL</b>	<b>\$5,727,470</b>	<b>\$251,200</b>	<b>\$65,785,759</b>	<b>\$1,243,400</b>	<b>\$1,058,000</b>	<b>\$0</b>	<b>\$1,275,418</b>	<b>\$0</b>	<b>\$75,341,247</b>
<b>-OTHER-</b>									
Developer Funded	100,000	0	0	0	0	0	0	0	100,000
MES	0	0	0	0	0	0	0	0	0
Grants (MDE, CDBG)	0	0	0	0	0	0	0	0	0
Homeowner Contribution	0	0	0	0	0	0	0	0	0
Private	1,866,400	8,012,000	0	0	0	0	0	0	9,878,400
<b>OTHER TOTAL</b>	<b>\$1,966,400</b>	<b>\$8,012,000</b>	<b>\$0</b>	<b>\$0</b>	<b>\$0</b>	<b>\$0</b>	<b>\$0</b>	<b>\$0</b>	<b>\$9,978,400</b>
<b>GRAND TOTAL SOURCES</b>	<b>\$137,472,963</b>	<b>\$110,640,982</b>	<b>\$130,704,301</b>	<b>\$113,913,389</b>	<b>\$63,098,496</b>	<b>\$87,056,546</b>	<b>\$71,424,511</b>	<b>\$125,837,645</b>	<b>\$840,148,833</b>