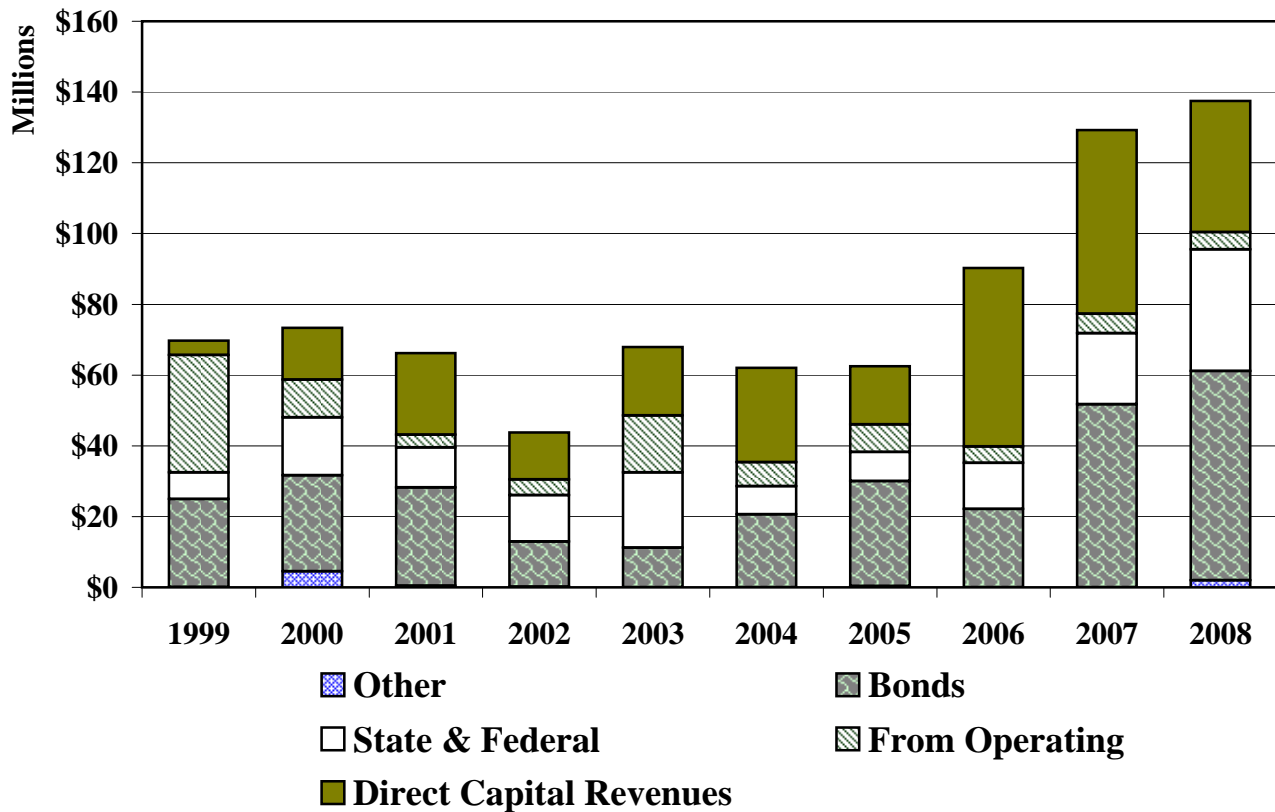


FY 06 - FY 08 Capital Budget Revenues

Revenue Source	Fiscal Year			\$ Change FY 07 to FY 08
	2006 Budget	2007 Budget	2008 Recommended	
Local				
Transfer from GF	\$4,649,365	\$5,464,725	\$4,910,190	(\$554,535)
Local Income Tax	8,366,964	7,612,850	8,707,450	1,094,600
Property Tax	34,292,350	28,831,200	16,086,700	(12,744,500)
Bonds	22,171,412	51,700,526	59,167,066	7,466,540
Bond Interest	0	1,000,000	2,324,500	1,324,500
Reallocated GF Transfer	69,267	0	22,400	22,400
Reallocated Local Income Tax	900,733	0	0	0
Reallocated Property Tax	0	2,050,000	0	(2,050,000)
Impact Fee - Parks	366,000	531,200	0	(531,200)
Impact Fee - Schools	2,792,717	1,743,300	0	(1,743,300)
Reallocated Impact Fee - Parks	56,250	0	142,110	142,110
Ag Transfer Tax	500,000	500,000	500,000	0
Enterprise Fund - Airport	77,000	18,000	18,000	0
Enterprise Fund - Solid Waste	49,256	257,000	113,000	(144,000)
Enterprise Fund - Utilities	113,500	265,400	217,000	(48,400)
Water/Sewer Maintenance Fees	579,294	1,666,619	3,556,136	1,889,517
Water/Sewer Area Conn. Charges	2,256,597	7,509,373	5,344,795	(2,164,578)
LOCAL TOTAL	\$77,240,705	\$109,150,193	\$101,109,347	(\$8,040,846)
State				
Highway Administration	\$176,000	\$176,000	\$176,000	\$0
Highway User Revenue	0	0	500,000	500,000
MD Higher Ed. Comm.	0	1,251,000	19,760,000	18,509,000
MD Aviation Admin.	50,000	377,460	118,516	(258,944)
MD Department of Aging	0	600,000	0	(600,000)
MD Library Development	0	0	680,750	680,750
State Interagency Committee	10,275,500	10,252,970	1,711,670	(8,541,300)
Agriculture Preservation (MALPF)	600,000	1,800,000	3,500,000	1,700,000
Program Open Space	1,121,261	4,263,032	2,222,810	(2,040,222)
STATE TOTAL	\$12,222,761	\$18,720,462	\$28,669,746	\$9,949,284
Federal				
Fed. Aviation Admin.	\$793,125	\$1,192,378	\$5,199,670	\$4,007,292
Federal Highway/Bridge	0	221,000	527,800	306,800
FEDERAL TOTAL	\$793,125	\$1,413,378	\$5,727,470	\$4,314,092
Other				
Developer Funded	\$0	\$0	\$100,000	\$100,000
Private	0	0	1,866,400	1,866,400
OTHER TOTAL	\$0	\$0	\$1,966,400	\$1,966,400
GRAND TOTAL SOURCES	\$90,256,591	\$129,284,033	\$137,472,963	\$8,188,930

Capital Budget Revenues



This chart shows the capital budget by revenue source for fiscal years 1999 to 2008.

From Operating represents current revenues from local sources transferred to the Capital Fund, including transfer from the General Fund, agriculture transfer tax, impact fees and enterprise funds.

State & Federal includes funds from sources such as the State School Construction Program, State Program Open Space, Maryland and Federal Aviation Administration and State Highway Administration.

Bonds include new and reallocated general obligation bonds.

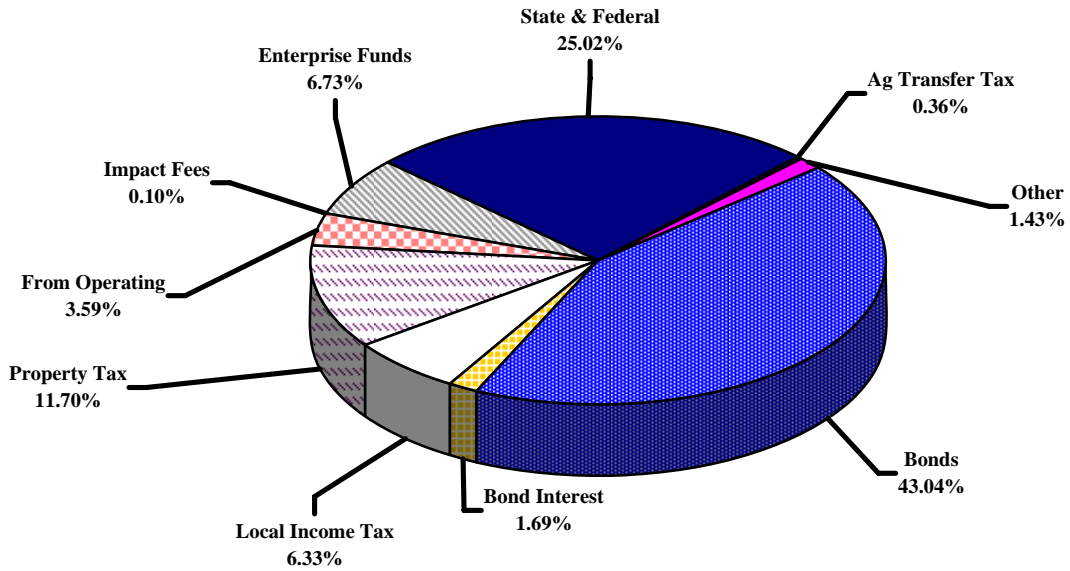
Direct Capital Revenues include funds earmarked by the Commissioners for use in the Capital Fund. These revenues are appropriated directly to the Capital Fund rather than being transferred from the General Fund. Local income tax revenue collected, approximately 9.1%, is appropriated for school construction. 3% of the real property tax revenue is dedicated to Roads projects and Agriculture Preservation and a portion will be used to pay debt service in the General Fund for Agriculture Preservation. In FY 08 an additional \$13 million in real property tax is appropriated directly to various one-time expenditures, a reduction from the FY 06 and FY 07 appropriations of \$31 million and \$25 million, respectively.

Other consists of revenues such as grants, developer contributions and private and community contributions.

Capital Budget Revenues

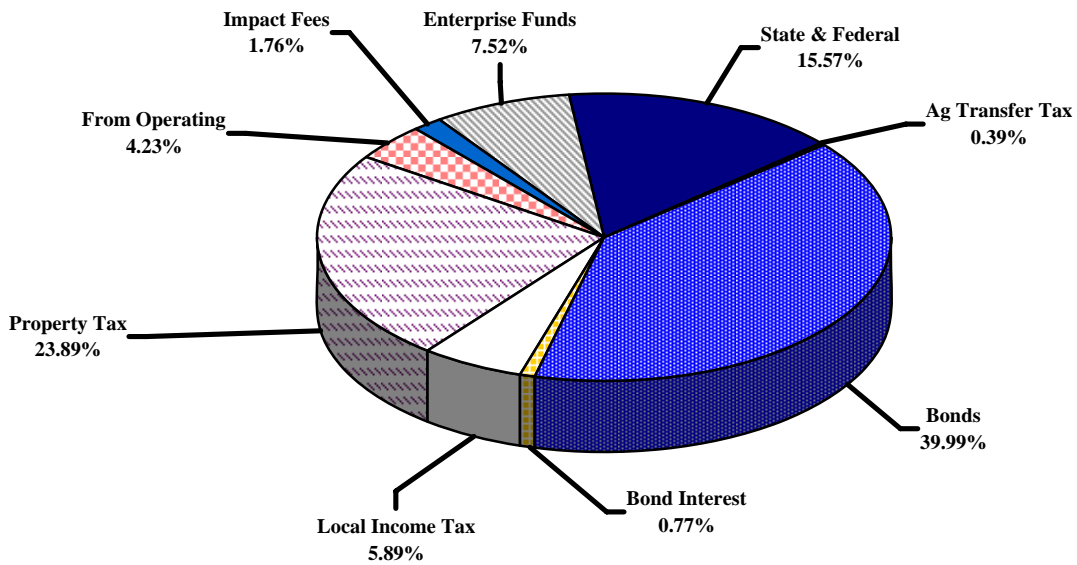
Fiscal Year 2008 Recommended Budget

\$137,472,963



Fiscal Year 2007 Budget

\$129,284,033



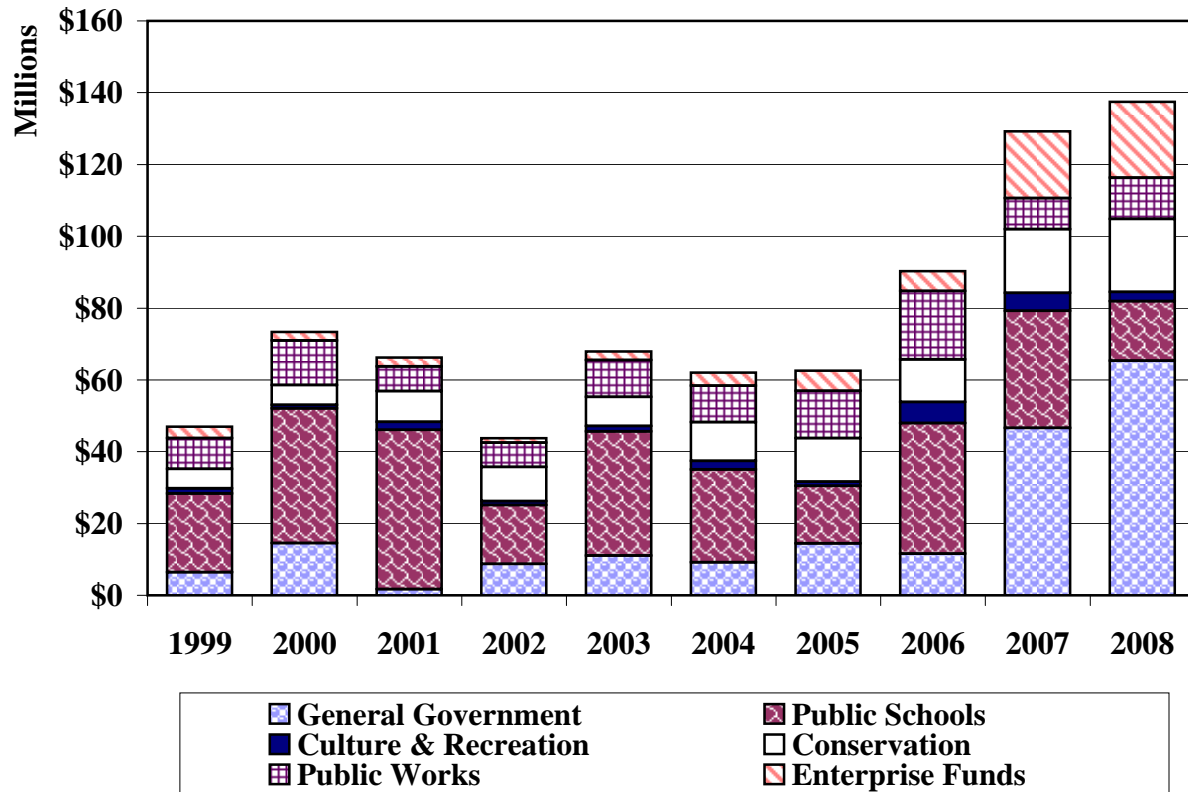
FY 06 - FY 08 Capital Budget Appropriations

Appropriation Area	Fiscal Year			\$ Change FY 07 to FY 08
	2006 Budget	2007 Budget	2008 Recommended	
General Government	\$11,623,535	\$46,618,517	\$65,322,740	\$18,704,223
Culture & Recreation	5,922,716	4,954,332	2,563,920	(2,390,412)
Public Works	19,050,396	8,642,000	11,456,000	2,814,000
Public Schools	36,324,746	32,627,650	16,598,350	(16,029,300)
Conservation & Open Space	11,805,067	17,784,538	20,376,400	2,591,862
Enterprise Funds	5,530,131	18,656,996	21,155,553	2,498,557
Grand Total Appropriations:	\$90,256,591	\$129,284,033	\$137,472,963	\$8,188,930

FY 06 - FY 08 Capital Budget Appropriations

Appropriation Area	Fiscal Year			\$ Change FY 07 to FY 08
	2006 Budget	2007 Budget	2008 Recommended	
<u>General Government</u>				
Community College	\$524,500	\$2,525,000	\$34,276,300	\$31,751,300
County Facilities	3,076,600	27,006,987	4,735,590	(22,271,397)
Criminal Justice/Public Safety	1,542,565	0	23,985,000	23,985,000
Farm Museum	226,200	154,650	77,900	(76,750)
Public Safety Training Center	2,500,000	4,500,000	0	(4,500,000)
General Government Unallocated	750,000	0	0	0
Libraries/Senior Centers	3,003,670	12,431,880	2,247,950	(10,183,930)
General Government Total	\$11,623,535	\$46,618,517	\$65,322,740	\$18,704,223
<u>Culture & Recreation</u>	\$5,922,716	\$4,954,332	\$2,563,920	(\$2,390,412)
<u>Public Works</u>				
Roads	\$18,367,045	\$8,176,000	\$10,044,000	\$1,868,000
Bridges	683,351	466,000	1,412,000	946,000
Public Works Total	\$19,050,396	\$8,642,000	\$11,456,000	\$2,814,000
<u>Public Schools</u>	\$36,324,746	\$32,627,650	\$16,598,350	(\$16,029,300)
<u>Conservation & Open Space</u>	\$11,805,067	\$17,784,538	\$20,376,400	\$2,591,862
<u>Enterprise Funds</u>				
Airport	\$996,160	\$6,190,298	\$8,832,702	\$2,642,404
Septage	0	239,000	0	(239,000)
Solid Waste	321,250	781,000	887,000	106,000
Utilities	4,212,721	11,446,698	11,435,851	(10,847)
Enterprise Funds Total	\$5,530,131	\$18,656,996	\$21,155,553	\$2,498,557
Grand Total Appropriations:	\$90,256,591	\$129,284,033	\$137,472,963	\$8,188,930

Capital Budget Appropriations



This chart shows appropriations to the six principal aggregations in the Capital Budget for Fiscal Years 1999 through 2008.

General Government includes County buildings, Farm Museum, Public Safety Training Center, Community College and Carroll County Public Library projects.

Culture and Recreation includes the purchase of land for parks, development of parks, ballfields and Self Help projects.

Public Works includes projects for the maintenance and construction of roads and bridges.

Public Schools includes school construction, renovation and modernization projects.

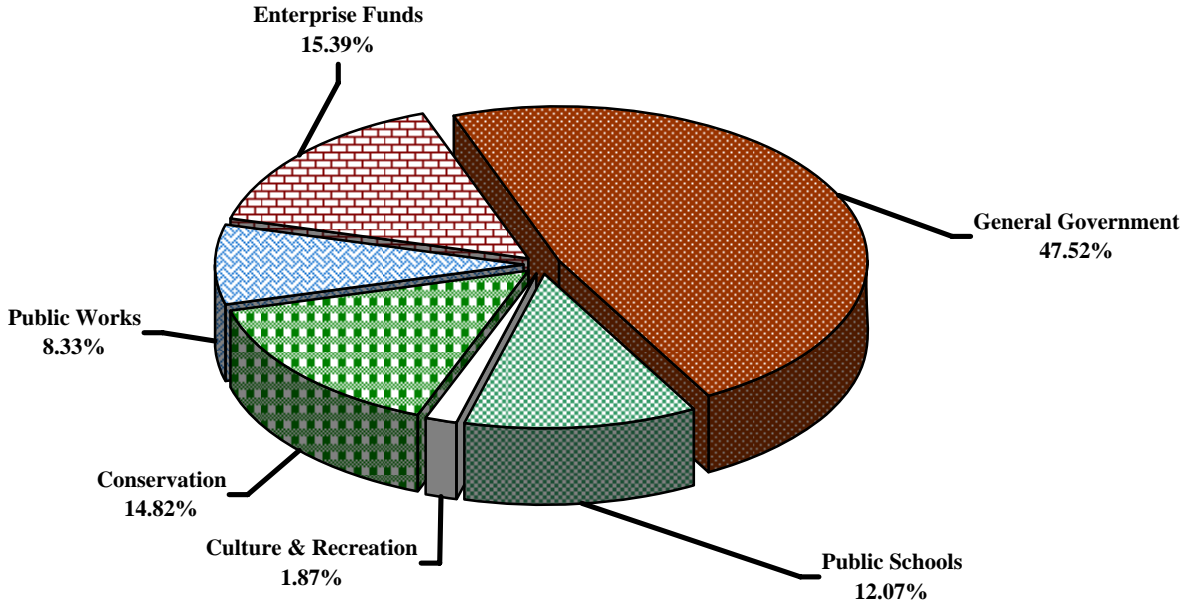
Conservation includes agricultural preservation and easement programs, reservoir land purchases, and acquisition of property for other County uses, which may include future roadway easements and public facilities.

Enterprise Funds include Airport, Firearms, Solid Waste, Septage and Utilities projects.

Capital Budget Appropriations

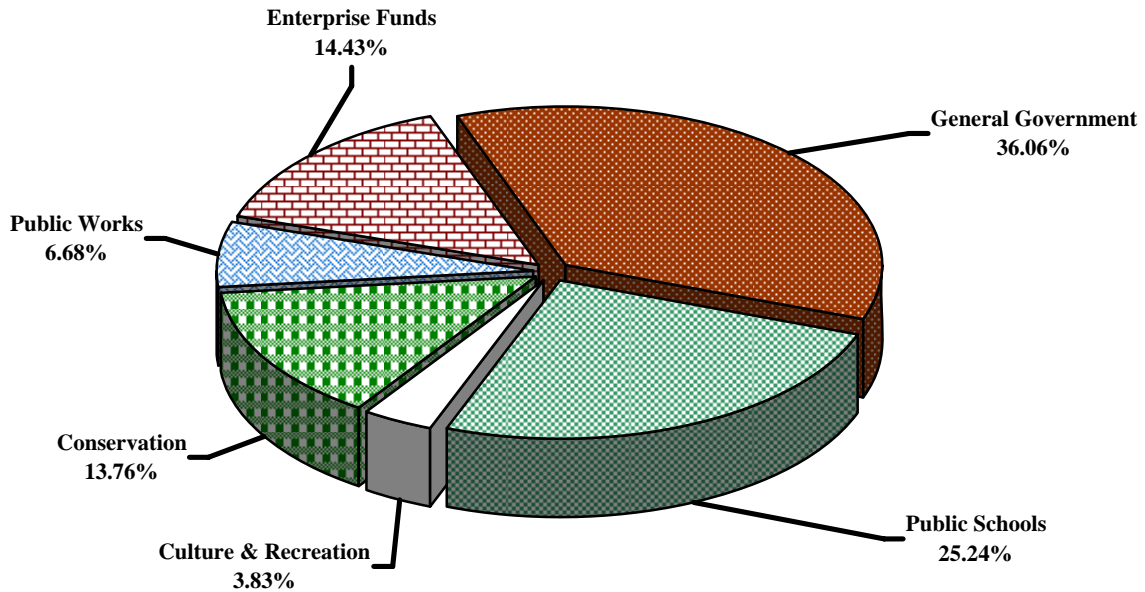
Fiscal Year 2008 Recommended Budget

\$137,472,963



Fiscal Year 2007 Budget

\$129,284,033



Community Investment Plan - Schedule of Reappropriations
Fiscal Year 2008
Recommended

Reappropriations may occur when there are budgeted funds from a completed project or when there is an unallocated project that holds funds for a future use.

From	Project	To	Amount/Source		
			Current	Bonds	Other
8234 Park Development FY 07	9926 Krimgold Park				\$123,145.00
9926 Krimgold Park	Deer Practice Field		14,400.00		
9926 Krimgold Park	Freedom Park Shelters		67,580.00		
9926 Krimgold Park	Westminster Community Pond		39,230.00		
9926 Krimgold Park	Piney Run Nature Center Auxillary Classroom		1,935.00		
9139 Recreation and Parks Unallocated	Piney Run Nature Center Auxillary Classroom		8,065.00		
9139 Recreation and Parks Unallocated	Middlebrooke Trail		22,400.00		
9656 NW Middle School Field Improvements	Double Pipe Creek Park		10,900.00		
9656 NW Middle School Field Improvements	9139 Recreation and Parks Unallocated		16,019.16		
TOTALS			\$180,529.16	\$0.00	\$123,145.00
REAPPROPRIATED TOTAL			\$303,674.16		

**Community Investment Plan FOR FISCAL YEAR 2008
Recommended**

	Total 2008	Source of Funding			Federal & Other
		Other	Bonds	State	
GENERAL GOVERNMENT					
ADA - Facility Improvements	\$10,000	\$10,000			
Carroll Community College - Classroom Building 4	33,932,000		13,906,600	19,760,000	265,400
Carroll Community College - Technology Improvements	344,300	344,300			
Carroll County Criminal Justice Building	22,500,000	6,000,000	16,500,000		
Carroll County 800MHz & 911 System	1,375,000		1,375,000		
County Building Systemic Renovations	173,700	86,850	86,850		
County Technology Improvements	460,000	460,000			
County Voice Mail System Replacement	100,000	100,000			
Farm Museum-Maintenance Building Addition	77,900		77,900		
Fleet Management - Vehicle/Equipment Wash	1,208,680		1,208,680		
Fleet Management - Lift Replacements	100,000		100,000		
Fuel Tank Replacement	168,000	168,000			
Humane Society - Additional Parking	41,210	41,210			
Information Technology System Replacement	500,000	500,000			
Library - Finksburg Branch	650,000		650,000		
Library - Technology Replacement	212,200	212,200			
Library - Telephone Replacement	205,000	205,000			
Library - Westminster Branch Renovation	980,750	150,000		680,750	150,000
Minimum Security Facility	110,000		110,000		
Parking Lot Overlays	41,000	41,000			
Public Works Asset and Pavement Management System	695,000	695,000			
Public Works - Salt Buildings	985,000		985,000		
Records Management	78,000	78,000			
South Carroll Senior and Community Center	200,000		200,000		
Water Tanks and Dry Hydrants	175,000		175,000		
GENERAL GOVERNMENT TOTAL	\$65,322,740	\$9,091,560	\$35,375,030	\$20,440,750	\$415,400
CULTURE AND RECREATION					
Community Self-Help Projects	\$60,000	\$60,000			
Deer Park Practice Field	144,000	14,400		129,600	
Double Pipe Creek Park	109,000	10,900		98,100	
Freedom Park Shelters/Play Equipment	67,580	67,580			
Middlebrooke Trail	224,000	22,400		201,600	
Park Restoration Fund	75,000	75,000			
Parkland Acquisition (POS) County	750,000			750,000	
Parkland Development (POS) County	531,940			531,940	
Piney Run Nature Center Auxiliary Classroom	110,000	10,000		100,000	
Tot Lot Replacement	65,000	6,500		58,500	
Town Fund	35,100	35,100			
Westminster Community Pond Renovations	392,300	39,230		353,070	
CULTURE AND RECREATION TOTAL	\$2,563,920	\$341,110	\$0	\$2,222,810	\$0
PUBLIC WORKS					
- ROADS -					
Englar Road Roundabout	\$100,000				\$100,000
Low Volume Road Improvements	1,113,000		1,113,000		
Monroe Avenue (Oklahoma to Bennett)	943,000		943,000		
Neighborhood Overlays	1,647,000		1,647,000		
Overlays	6,021,000	2,277,000	3,068,000	676,000	
Small Drainage Structures	159,000		159,000		
Traffic Calming	26,000		26,000		
Traffic Signal Installation	35,000	35,000			
ROADS TOTAL	\$10,044,000	\$2,312,000	\$6,956,000	\$676,000	\$100,000

	Total 2008	Source of Funding			
		Local		State	Federal & Other
		Other	Bonds		
- BRIDGES -					
Bear Run Road Culvert over Bear Branch	\$180,000		\$180,000		
Bollinger Road over Beaver Run	456,000		91,200		364,800
Bridge Maintenance and Structural Repairs	35,000	35,000			
Cleaning and Painting of Existing Bridge Structural Steel	35,000	35,000			
Falls Road over Indian Run	412,000		412,000		
Grand Valley Road over unnamed stream	90,000		90,000		
Silver Run Valley Road over Big Silver Run	204,000		41,000		163,000
BRIDGES TOTAL	\$1,412,000	\$70,000	\$814,200	\$0	\$527,800
PUBLIC WORKS TOTAL	\$11,456,000	\$2,382,000	\$7,770,200	\$676,000	\$627,800
<u>PUBLIC SCHOOLS</u>					
Freedom Elementary Kindergarten Addition	\$4,093,500	\$2,809,700		\$1,283,800	
South Carroll High School Fine Arts Addition	2,324,500	2,324,500			
Barrier Free Modifications	29,000	29,000			
HVAC Replacement Westminster High School	1,583,000	1,583,000			
Paving	268,000	268,000			
Relocatable Classrooms	360,000	360,000			
Roofing Improvements	114,000	114,000			
Roof Replacement - Mt. Airy Middle School	753,900	326,030		427,870	
Technology Improvements	245,000	245,000			
Transfer to Operating Budget for BOE Debt Service	6,827,450	6,827,450			
PUBLIC SCHOOLS TOTAL	\$16,598,350	\$14,886,680	\$0	\$1,711,670	\$0
<u>CONSERVATION AND OPEN SPACE</u>					
Agricultural Land Preservation	\$10,337,000	\$2,500,000	\$4,337,000	\$3,500,000	
Land Bank	3,000,000		3,000,000		
Roadway Evaluation Studies	35,000	35,000			
Watershed Assessment & Improvement (NPDES)	1,030,000		1,030,000		
Patapsco Road Watershed Project	649,400		649,400		
Reservoir Development	5,000,000	3,000,000	2,000,000		
Storm Water Facility Maintenance	325,000		325,000		
CONSERVATION AND OPEN SPACE TOTAL	\$20,376,400	\$5,535,000	\$11,341,400	\$3,500,000	\$0
<u>ENTERPRISE FUNDS</u>					
- AIRPORT -					
Corporate Hangars	\$1,451,000				\$1,451,000
Grounds Maintenance Equipment	18,000	18,000			
New Terminal Building	2,660,000		1,927,000		733,000
Runway Expansion	4,703,702		118,516	118,516	4,466,670
AIRPORT TOTAL	\$8,832,702	\$18,000	\$2,045,516	\$118,516	\$6,650,670
-SOLID WASTE-					
Northern Landfill Cell 3	\$524,000		\$524,000		
Northern Landfill Remediation	50,000	50,000			
Hoods Mill Remediation	250,000		250,000		
Northern Landfill Scalehouse	63,000	63,000			
SOLID WASTE TOTAL	\$887,000	\$113,000	\$774,000	\$0	\$0

	Total 2008	Source of Funding			
		Local		State	Federal & Other
		Other	Bonds		
- UTILITIES -					
Bramble Hills Well System Rehabilitation	\$457,000	\$457,000			
Freedom District Hydrant Replacement	97,500	97,500			
Freedom District Looping-Monroe (Oklahoma to Bennett)	12,500	12,500			
Freedom District Hydraulic Looping-Sandosky Road	133,500	133,500			
Freedom/Hampstead - Water Meters	71,300	71,300			
Freedom Water Treatment Plant Water Transmission Main	4,123,650	4,123,650			
Freedom Water Treatment Plant Upgrade and Expansion	3,299,201	3,299,201			
Hampstead Office Renovations	396,000		396,000		
Hampstead Ultraviolet Disinfections System Renovation	289,000		289,000		
Hampstead Waste Activated Sludge Tank Renovation	158,200		158,200		
Meter Vault Replacement	20,000	20,000			
Pine Hill Wastewater Pumping Station Renovation	771,000	771,000			
Sanitary Sewer Manhole Rehabilitation	150,000	150,000			
Shiloh Wastewater Pumping Station Renovation	1,300,000	392,280	907,720		
Snowden's Run Wastewater Pumping Station Rehabilitation	110,000		110,000		
Tank Painting	47,000	47,000			
UTILITIES TOTAL	\$11,435,851	\$9,574,931	\$1,860,920	\$0	\$0
ENTERPRISE FUNDS TOTAL	\$21,155,553	\$9,705,931	\$4,680,436	\$118,516	\$6,650,670
GRAND TOTAL USES	\$137,472,963	\$41,942,281	\$59,167,066	\$28,669,746	\$7,693,870