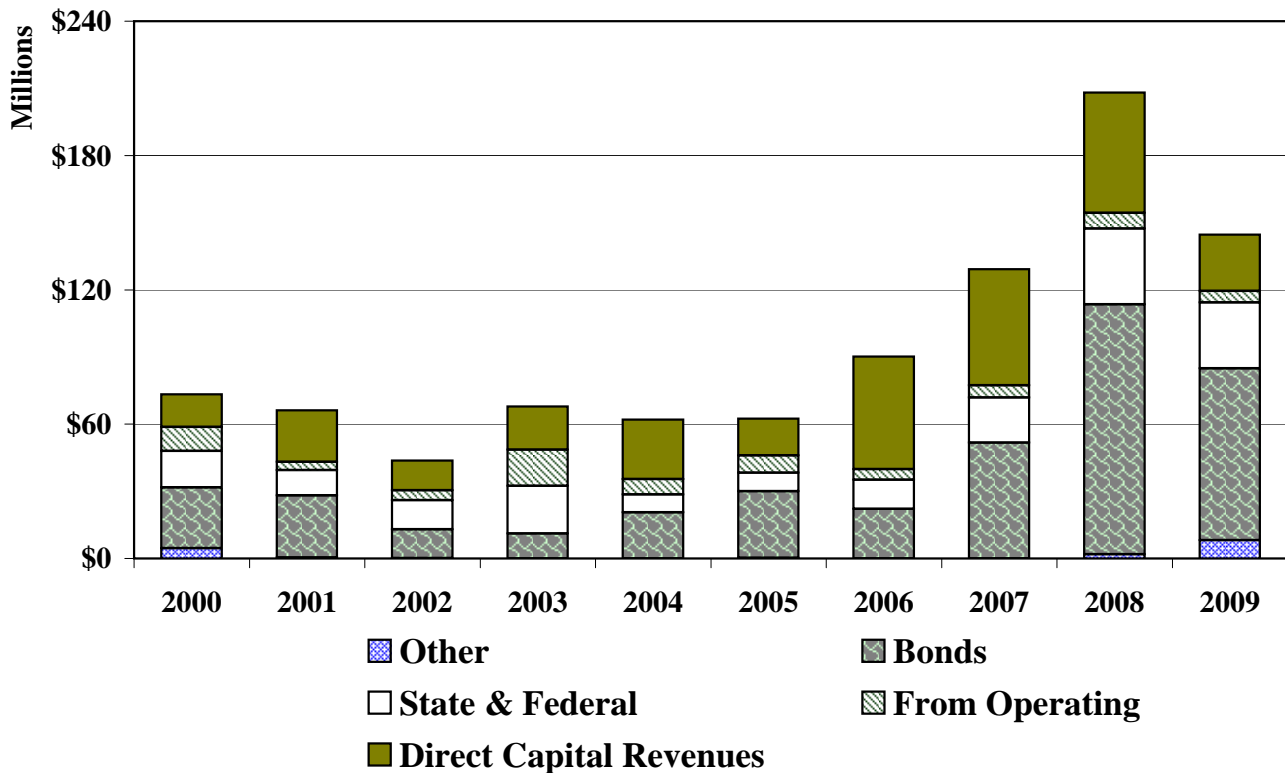


FY 07 - FY 09 Capital Budget Revenues

Revenue Source	Fiscal Year			\$ Change FY 08 to FY 09
	2007 Budget	2008 Budget	2009 Proposed	
Local				
Transfer from GF	\$5,464,725	\$6,910,190	\$5,139,700	(\$1,770,490)
Local Income Tax	7,612,850	9,833,697	7,806,000	(2,027,697)
Property Tax	28,831,200	22,086,700	3,860,000	(18,226,700)
Bonds	51,700,526	111,748,916	45,274,927	(66,473,989)
Bond Interest	1,000,000	2,324,500	2,500,000	175,500
Reallocated Bonds	0	0	31,470,876	31,470,876
Reallocated GF Transfer	0	22,400	2,618,345	2,595,945
Reallocated Property Tax	2,050,000	0	5,986,753	5,986,753
Impact Fee - Parks	531,200	0	0	0
Impact Fee - Schools	1,743,300	9,000,000	0	(9,000,000)
Reallocated Impact Fee - Parks	0	142,110	181,975	39,865
Ag Transfer Tax	500,000	1,000,000	200,000	(800,000)
Enterprise Fund - Airport	18,000	18,000	18,000	0
Enterprise Fund - Solid Waste	257,000	113,000	100,000	(13,000)
Enterprise Fund - Utilities	265,400	317,000	1,307,820	990,820
Water/Sewer Maintenance Fees	1,666,619	3,561,361	205,288	(3,356,073)
Water/Sewer Area Conn. Charges	7,509,373	5,391,820	326,192	(5,065,628)
LOCAL TOTAL	\$109,150,193	\$172,469,694	\$106,995,876	(\$65,473,818)
State				
Highway Administration	\$176,000	\$176,000	\$176,000	\$0
Highway User Revenue	0	500,000	500,000	0
MD Higher Ed. Comm.	1,251,000	19,760,000	0	(19,760,000)
MD Aviation Admin.	377,460	118,516	0	(118,516)
MD Department of Aging	600,000	0	0	0
MD Library Development	0	150,000	530,800	380,800
State Interagency Committee	10,252,970	1,711,670	25,384,000	23,672,330
Agriculture Preservation (MALPF)	1,800,000	3,500,000	1,250,000	(2,250,000)
Rural Legacy Grant	0	0	750,000	750,000
Reallocated Program Open Space	0	0	127,530	127,530
Program Open Space	4,263,032	2,222,810	365,000	(1,857,810)
STATE TOTAL	\$18,720,462	\$28,138,996	\$29,083,330	\$944,334
Federal				
Fed. Aviation Admin.	\$1,192,378	\$5,199,670	\$0	(\$5,199,670)
Federal Highway/Bridge	221,000	527,800	411,200	(116,600)
FEDERAL TOTAL	\$1,413,378	\$5,727,470	\$411,200	(\$5,316,270)
Other				
Developer Funded	\$0	\$100,000	\$0	(\$100,000)
Private	0	1,716,400	8,162,000	6,445,600
OTHER TOTAL	\$0	\$1,816,400	\$8,162,000	\$6,345,600
GRAND TOTAL SOURCES	\$129,284,033	\$208,152,560	\$144,652,406	(\$63,500,154)

Capital Budget Revenues



This chart shows the capital budget by revenue source for fiscal years 2000 to 2009.

From Operating represents current and prior year revenues from local sources transferred to the Capital Fund, including transfers from the General Fund and reallocated General Fund transfers.

State & Federal includes funds from sources such as the State School Construction Program, Program Open Space, Highway User Revenue, Rural Legacy Grants, State Agricultural Preservation (MALPF), State and Federal Aviation Administration and State Highway Administration.

Bonds include new and reallocated general obligation bonds.

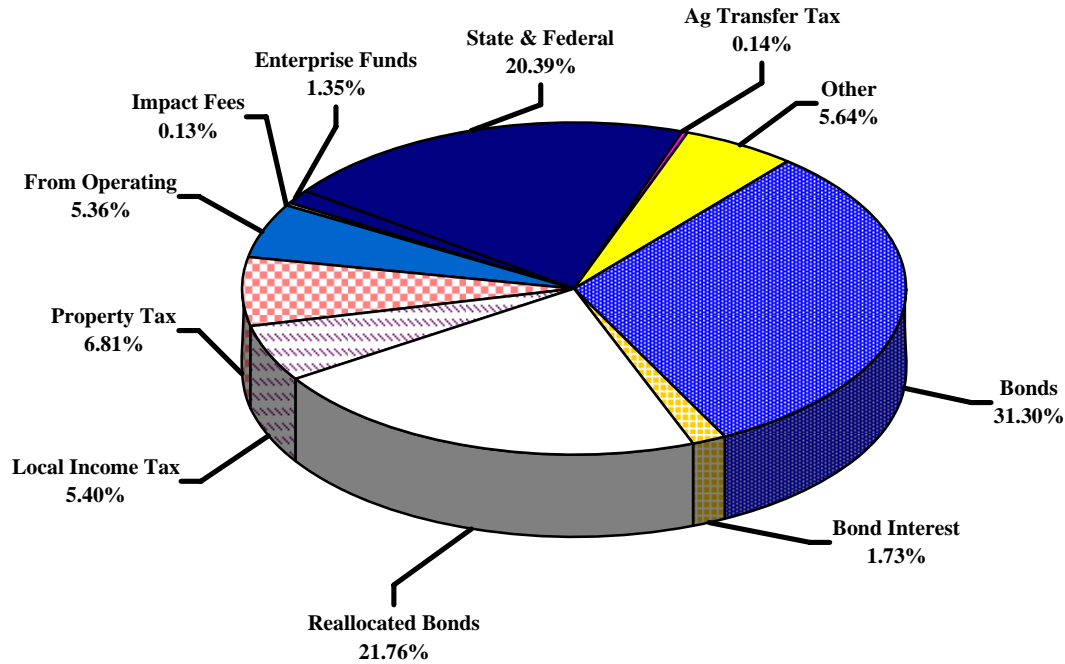
Direct Capital Revenues include funds earmarked by the Commissioners for use in the Capital Fund. These revenues are appropriated directly to the Capital Fund rather than being transferred from the General Fund. Local Income tax revenue collected, approximately 9.1%, is appropriated for school construction. 3% of Real Property tax revenue is dedicated to Roads projects, Agriculture Preservation and a portion is used to pay debt service in the General Fund for Agriculture Preservation. In Fiscal years FY 06, FY 07 and FY 08 an additional \$31 million, \$25 million and \$19 million, respectively, in real property tax was appropriated directly to the Capital Fund for various one-time expenditures. In FY 09 the County has returned to appropriating 3% of real property tax to the Capital Fund. These revenues include Impact fees collected for schools and parks and revenues collected for enterprise funds.

Other consists of revenues such as grants, developer contributions and private and community contributions.

Capital Budget Revenues

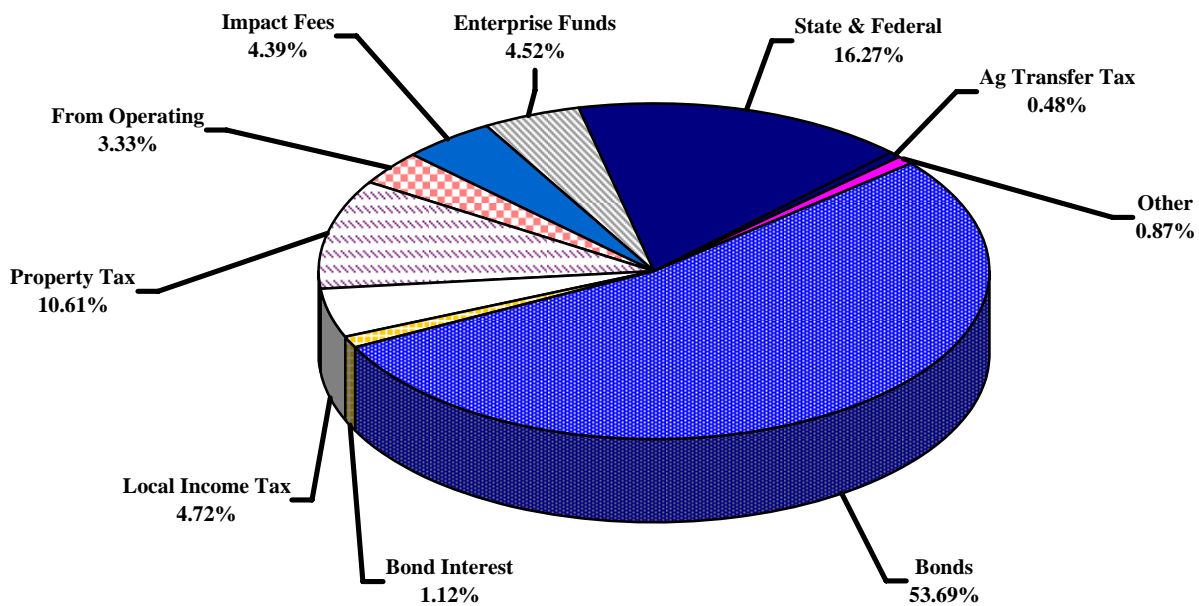
Fiscal Year 2009 Proposed

\$144,652,406



Fiscal Year 2008 Budget

\$208,152,560



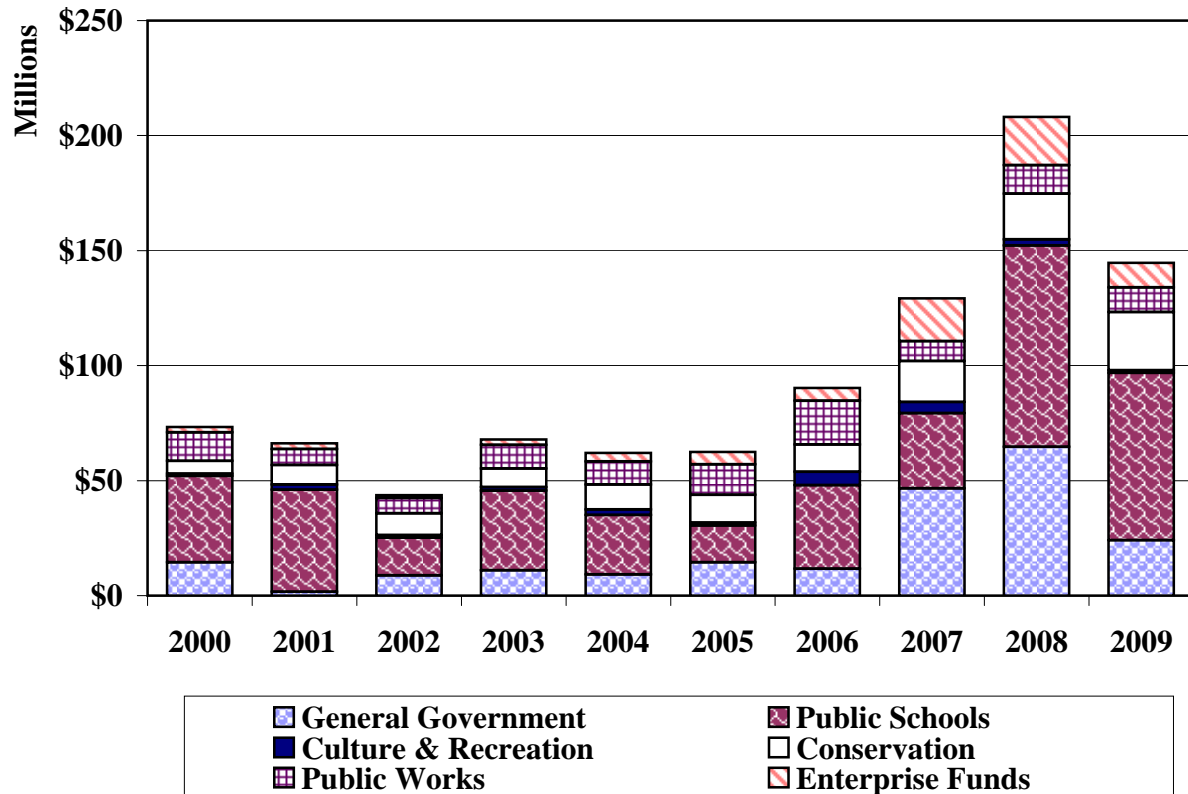
FY 07 - FY 09 Capital Budget Appropriations

Appropriation Area	Fiscal Year			\$ Change FY 08 to FY 09
	2007 Budget	2008 Budget	2009 Proposed	
General Government	\$46,618,517	\$64,641,990	\$24,026,200	(\$40,615,790)
Culture & Recreation	4,954,332	2,563,920	1,035,305	(1,528,615)
Public Works	8,642,000	12,456,000	10,789,407	(1,666,593)
Public Schools	32,627,650	87,589,597	72,818,185	(14,771,412)
Conservation & Open Space	17,784,538	19,876,400	25,349,009	5,472,609
Enterprise Funds	18,656,996	21,024,653	10,634,300	(10,390,353)
Grand Total Appropriations:	\$129,284,033	\$208,152,560	\$144,652,406	(\$63,500,154)

FY 07 - FY 09 Capital Budget Appropriations

Appropriation Area	Fiscal Year			\$ Change FY 08 to FY 09
	2007 Budget	2008 Budget	2009 Proposed	
<u>General Government</u>				
Community College	\$2,525,000	\$34,276,300	\$354,600	(\$33,921,700)
County Facilities	27,006,987	4,735,590	15,635,800	10,900,210
Criminal Justice/Public Safety	0	23,985,000	6,854,700	(17,130,300)
Farm Museum	154,650	77,900	24,000	(53,900)
Public Safety Training Center	4,500,000	0	0	0
Libraries/Senior Centers	12,431,880	1,567,200	1,157,100	(410,100)
General Government Total	\$46,618,517	\$64,641,990	\$24,026,200	(\$40,615,790)
<u>Culture & Recreation</u>	\$4,954,332	\$2,563,920	\$1,035,305	(\$1,528,615)
<u>Public Works</u>				
Roads	\$8,176,000	\$11,044,000	\$9,723,000	(\$1,321,000)
Bridges	466,000	1,412,000	1,066,407	(345,593)
Public Works Total	\$8,642,000	\$12,456,000	\$10,789,407	(\$1,666,593)
<u>Public Schools</u>	\$32,627,650	\$87,589,597	\$72,818,185	(\$14,771,412)
<u>Conservation & Open Space</u>	\$17,784,538	\$19,876,400	\$25,349,009	\$5,472,609
<u>Enterprise Funds</u>				
Airport	\$6,190,298	\$8,832,702	\$8,030,000	(\$802,702)
Septage	239,000	0	0	0
Solid Waste	781,000	887,000	765,000	(122,000)
Utilities	11,446,698	11,304,951	1,839,300	(9,465,651)
Enterprise Funds Total	\$18,656,996	\$21,024,653	\$10,634,300	(\$10,390,353)
Grand Total Appropriations:	\$129,284,033	\$208,152,560	\$144,652,406	(\$63,500,154)

Capital Budget Appropriations



This chart shows appropriations to the six principal aggregations in the Capital Budget for Fiscal Years 2000 through 2009.

General Government includes County buildings, Farm Museum, Public Safety Training Center, Community College and Carroll County Public Library projects.

Culture and Recreation includes the purchase of land for parks, development of parks, ballfields and Self Help projects.

Public Works includes projects for the maintenance and construction of roads and bridges.

Public Schools includes school construction, renovation and modernization projects.

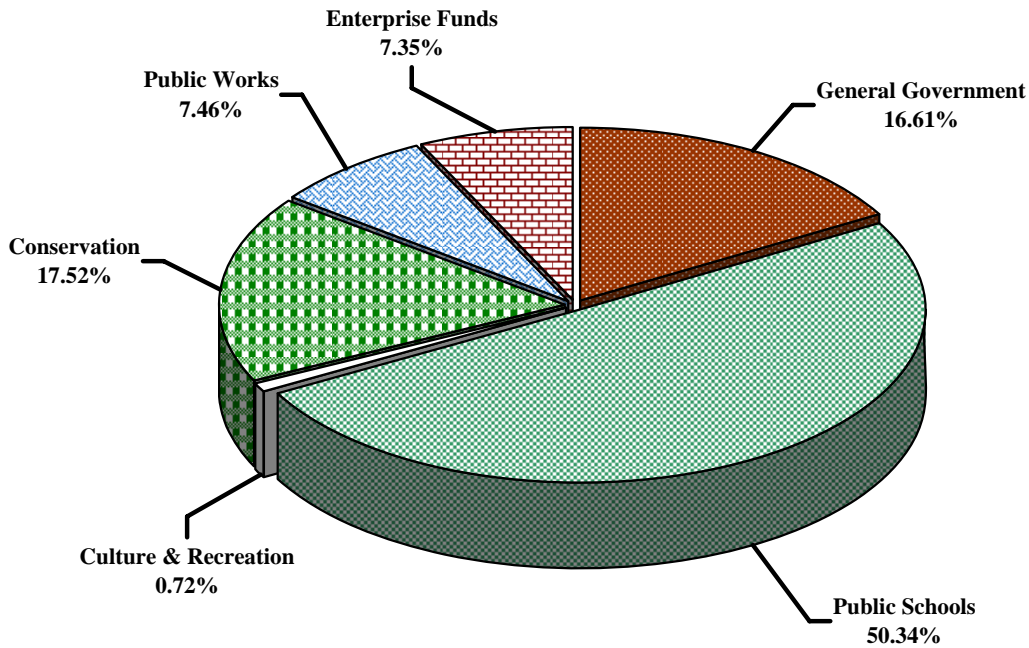
Conservation includes agricultural preservation and easement programs, reservoir land purchases, and acquisition of property for other County uses, which may include future roadway easements and public facilities.

Enterprise Funds include Airport, Firearms, Solid Waste, Septage and Utilities projects.

Capital Budget Appropriations

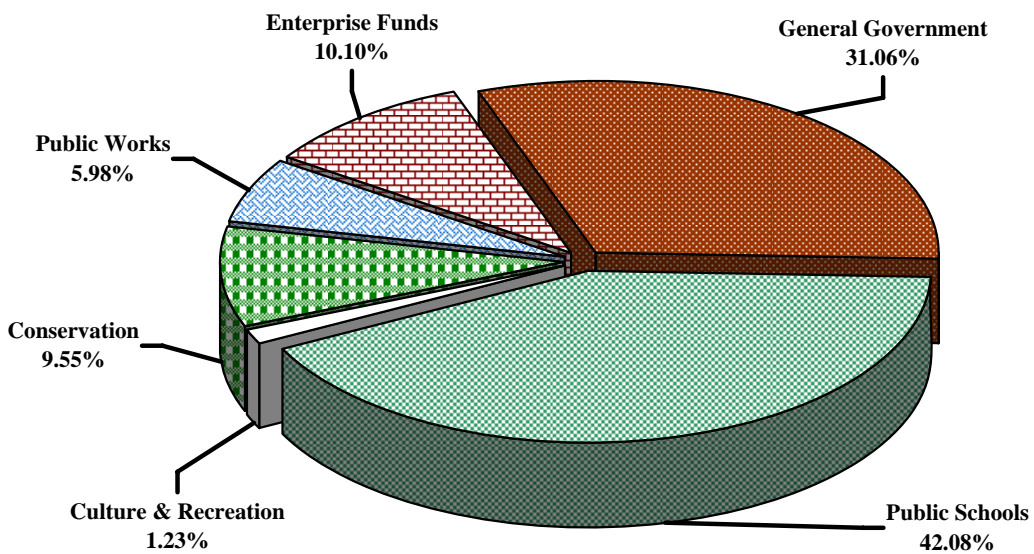
Fiscal Year 2009 Proposed

\$144,652,406



Fiscal Year 2008 Budget

\$208,152,560



COMMUNITY IMPROVEMENT PLAN - Schedule of Reappropriations

Fiscal Year 2009

Proposed

Reappropriations may occur when there are budgeted funds from a completed project or when there is an unallocated project that holds funds for a future use.

From	Project To	Amount/Source		
		Current	Bonds	Other
9833 Multi-Purpose Building	8121 Leister Park	\$23,010		\$69,030
8119 Boxwood Drive Ballfield	8121 Leister Park	150,494		
9874 Waterville Rd Ballfield	9926 Krimgold Park	185,000		
8280 FY 08 Park Development County	Piney Run Tennis Courts Resurfacing			58,500
9920 Watershed Assessment & Improv	Environmental Compliance		355,000	
8224 BOE Central Office Building	8272 Minimum Security Facility		3,414,908	
8229 Kessler Building Renovation	8293 Patapsco Road Watershed Project	1,315,676		
8224 BOE Central Office Building	8293 Patapsco Road Watershed Project	184,324		
9875 Maryland 26 Service Roads	Dickenson Road		35,000	
9004 Reservoir Land Acquisition	8294 Water Development	1,007,009	200,000	
8198 Safe Haven Expansion	9418 ADA - Facility Improvements	10,000		
8113 Farm Museum Electric Upgrade	Taneytown Senior and Community Center Add'l Parking		6,650	
8118 Criminal Justice Building	8272 Minimum Security Facility	1,300,000	2,000,000	
8118 Criminal Justice Building	General Government Facility	4,500,000		
8118 Criminal Justice Building	9002 Land Bank		3,000,000	
8118 Criminal Justice Building	8294 Water Development		8,000,000	
8118 Criminal Justice Building	8286 Overlays		1,500,000	
8118 Criminal Justice Building	9007 Agricultural Land Preservation		4,500,000	
8046 Linton Spring Ballfield (SH)	9735 Community Self Help	2,756		
8137 Equestrian Fenced Area (SH)	9735 Community Self Help	2,368		
8217 Storage Containers (SH)	9735 Community Self Help	3,347		
8030 Bucher John Bridge	8129 Keysville - Frederick County Road Bridge	41,717		
8130 Twin Arch Bridge	8129 Keysville - Frederick County Road Bridge	2,941		
9083 Sams Creek Bridge	8239 Bollinger Road over Beaver Run	30,000		
9083 Sams Creek Bridge	8129 Keysville - Frederick County Road Bridge	9,588		
9883 Davis Road Bridge	8129 Keysville - Frederick County Road Bridge	7,478		
8069 Overlays 04	8129 Keysville - Frederick County Road Bridge	2,429		
9687 CSX Bridge	8129 Keysville - Frederick County Road Bridge	8,935		
8131 Warfieldsburg Road	8129 Keysville - Frederick County Road Bridge		21,909	
9800 Murkle Road	8129 Keysville - Frederick County Road Bridge		10,668	
9964 Jasontown Road	8129 Keysville - Frederick County Road Bridge		170,882	
9978 Piney Ridge Parkway	8129 Keysville - Frederick County Road Bridge		4,859	
9902 Land Bank	Hydes Quarry		1,251,000	
9902 Land Bank	Government Complex		7,000,000	
	TOTALS	\$8,787,073	\$31,470,876	\$127,530
	REAPPROPRIATED TOTAL	\$40,385,479		

**Community Investment Plan FOR FISCAL YEAR 2009
Proposed**

	Total 2009	Source of Funding			Federal & Other
		Other	Bonds	State	
GENERAL GOVERNMENT					
ADA - Facility Improvements	\$10,000	\$10,000			
Carroll Community College - Technology Improvements	354,600	354,600			
Carroll County 800MHz & 911 System	475,000		475,000		
Carroll County Public Network	1,500,000	1,500,000			
County Building Systemic Renovations	245,000	122,500	122,500		
County Technology Improvements	372,000	372,000			
Department of Economic Development-BERC	200,000		200,000		
Farm Museum - Stormwater Drainage	24,000	24,000			
Government Complex	7,000,000		7,000,000		
Government Office Building	4,500,000	4,500,000			
GIS Digital Orthophotography	162,000	162,000			
GIS/Planning/Public Safety - Parcel Layer	715,000	715,000			
Humane Society Generator	44,700	44,700			
Library - Technology Replacement	218,600	218,600			
Library - Westminster Branch Renovation	680,800	150,000		530,800	
Minimum Security Facility	6,810,000	1,300,000	5,510,000		
Parking Lot Overlays	50,000	50,000			
Public Works Vehicle Storage Shed	148,000		148,000		
Records Management	75,000	75,000			
Taneytown Library Expansion	164,500	164,500			
Taneytown Senior and Community Center - Additional Parking	93,200		93,200		
Water Tanks and Dry Hydrants	183,800		183,800		
GENERAL GOVERNMENT TOTAL	\$24,026,200	\$9,762,900	\$13,732,500	\$530,800	\$0
CULTURE AND RECREATION					
Community Self-Help Projects	\$68,471	\$68,471			
Krimgold Park	185,000	185,000			
Leister Park	242,534	173,504		69,030	
Park Restoration Fund	102,300	102,300			
Piney Run Tennis Court Resurfacing	65,000	6,500		58,500	
Program Open Space Unallocated	365,000			365,000	
Town Fund	7,000	7,000			
CULTURE AND RECREATION TOTAL	\$1,035,305	\$542,775	\$0	\$492,530	\$0
PUBLIC WORKS					
- ROADS -					
Dickenson Road	\$35,000		\$35,000		
Englar Road Roundabout	944,000		944,000		
Falls Road Improvements	110,000		110,000		
Low Volume Road Improvements	1,095,000		1,095,000		
Market Street Extended	\$420,000		\$420,000		
Neighborhood Overlays	\$1,728,000		\$1,728,000		
Overlays	\$4,925,000	1,860,000	\$2,389,000	\$676,000	
Ridge Road Improvements	\$250,000		\$250,000		
Small Drainage Structures	\$62,000		\$62,000		
Traffic Calming	\$27,000		\$27,000		
Traffic Signal Installation	\$37,000	37,000			
Turkeyfoot Road Improvements	\$90,000		\$90,000		
ROADS TOTAL	\$9,723,000	\$1,897,000	\$7,150,000	\$676,000	\$0

	Total 2009	Source of Funding			
		Local		State	Federal & Other
		Other	Bonds		
- BRIDGES -					
Babylon Road over Silver Run	\$182,000		\$36,400		\$145,600
Bollinger Road over Beaver Run	150,000	30,000			120,000
Bridge Inspection and Inventory	42,000	42,000			
Bridge Maintenance and Structural Repairs	37,000	37,000			
Cleaning and Painting of Existing Bridge Structural Steel	37,000	37,000			
Keysville - Frederick County Road Bridge	281,407	73,089	208,318		
McKinstry's Mill Road over Sam's Creek	182,000		36,400		145,600
Sullivan Road over West Branch Patapsco River	155,000		155,000		
BRIDGES TOTAL	\$1,066,407	\$219,089	\$436,118	\$0	\$411,200
PUBLIC WORKS TOTAL	\$10,789,407	\$2,116,089	\$7,586,118	\$676,000	\$411,200
PUBLIC SCHOOLS					
Manchester Valley High School	\$10,969,000		\$10,969,000		
South Carroll High School Fine Arts Addition	27,720,000	2,500,000	14,920,000	10,300,000	
William Winchester Elementary Kindergarten Addition	293,166		293,166		
Winfield Elementary Kindergarten Addition	134,019		134,019		
Barrier Free Modifications	30,000	30,000			
HVAC Replacement Westminster High School	24,924,000		9,840,000	15,084,000	
Paving	276,000	276,000			
Relocatable Classrooms	400,000	400,000			
Roof Replacement-Mount Airy Elementary School	200,000	200,000			
Roofing Improvements	120,000	120,000			
Technology Improvements	252,000	252,000			
Transfer to Operating Budget for BOE Debt Service	7,500,000	7,500,000			
PUBLIC SCHOOLS TOTAL	\$72,818,185	\$11,278,000	\$36,156,185	\$25,384,000	\$0
CONSERVATION AND OPEN SPACE					
Agricultural Land Preservation	7,950,000	2,000,000	4,500,000	\$1,450,000	
Environmental Compliance	\$355,000		355,000		
Hydes Quarry	1,251,000		1,251,000		
Land Bank	3,000,000		3,000,000		
Patapsco Road Watershed Project	1,598,000	1,500,000	98,000		
Roadway Evaluation Studies	36,000	36,000			
Rural Legacy	750,000			750,000	
Storm Water Facility Maintenance	500,000		500,000		
Water Development	9,207,009	1,007,009	8,200,000		
Watershed Assessment & Improvement (NPDES)	702,000		702,000		
CONSERVATION AND OPEN SPACE TOTAL	\$25,349,009	\$4,543,009	\$18,606,000	\$2,200,000	\$0
ENTERPRISE FUNDS					
- AIRPORT -					
Corporate Hangars	\$8,012,000	\$8,012,000			
Grounds Maintenance Equipment	18,000	18,000			
AIRPORT TOTAL	\$8,030,000	\$8,030,000	\$0	\$0	\$0
-SOLID WASTE-					
Closed Landfill Remediation	\$100,000		\$100,000		
Entrance - Northern Landfill	665,000		665,000		
SOLID WASTE TOTAL	\$765,000	\$0	\$765,000	\$0	\$0

	Total 2009	Source of Funding			
		Local		State	Federal & Other
		Other	Bonds		
- UTILITIES -					
Carroll Highlands Pumping Station Renovation	\$165,000	\$165,000			
Freedom District Hydrant Replacement	96,000	96,000			
Freedom District Hydraulic Looping-Dickenson Road	5,000	5,000			
Freedom District Looping-Monroe (Oklahoma to Bennett)	62,300	62,300			
Freedom/Hampstead - Water Meters	150,000	150,000			
Gaither Road 8" Sewer Line	97,000	97,000			
Hampstead Waste Activated Sludge Tank Renovation	670,000	670,000			
Meter Vault Replacement	40,000	40,000			
Replace Force & Gravity Sewer Mains at North Station	111,000	111,000			
Sanitary Sewer Manhole Rehabilitation	150,000	150,000			
Snowden's Run Wastewater Pumping Station Rehabilitation	246,000	246,000			
Tank Painting	47,000	47,000			
UTILITIES TOTAL	\$1,839,300	\$1,839,300	\$0	\$0	\$0
ENTERPRISE FUNDS TOTAL	\$10,634,300	\$9,869,300	\$765,000	\$0	\$0
GRAND TOTAL USES	\$144,652,406	\$38,112,073	\$76,845,803	\$29,283,330	\$411,200