

FY 08-FY 10 Revenues Summary

Revenue Source	Fiscal Year			\$ Change FY 09 to FY 10
	2008 Budget	2009 Budget	2010 Budget	
Capital Fund				
Local	\$158,214,227	\$105,682,391	\$55,106,423	(\$50,575,968)
State	28,020,480	29,054,380	6,586,600	(22,467,780)
Federal	527,800	411,200	2,184,800	1,773,600
Other	365,400	150,000	1,150,000	1,000,000
Total Capital Fund Sources	\$187,127,907	\$135,297,971	\$65,027,823	(\$70,270,148)
Airport Enterprise Fund				
Local/Enterprise Fund	\$2,063,516	\$18,000	\$1,838,540	\$1,820,540
State	118,516	0	1,715,000	1,715,000
Federal	5,199,670	0	65,166,000	65,166,000
Other	1,451,000	8,012,000	0	(8,012,000)
Total Airport Enterprise Fund Sources	\$8,832,702	\$8,030,000	\$68,719,540	\$60,689,540
Solid Waste Enterprise Fund				
Local/Enterprise Fund	\$887,000	\$765,000	\$324,500	(\$440,500)
Total Solid Waste Enterprise Fund Sources	\$887,000	\$765,000	\$324,500	(\$440,500)
Utilities Enterprise Fund				
Local/Enterprise Fund	\$11,304,951	\$1,839,300	\$1,834,400	(\$4,900)
Total Utilities Enterprise Fund Sources	\$11,304,951	\$1,839,300	\$1,834,400	(\$4,900)
Grand Total Revenues:	\$208,152,560	\$145,932,271	\$135,906,263	(\$10,026,008)

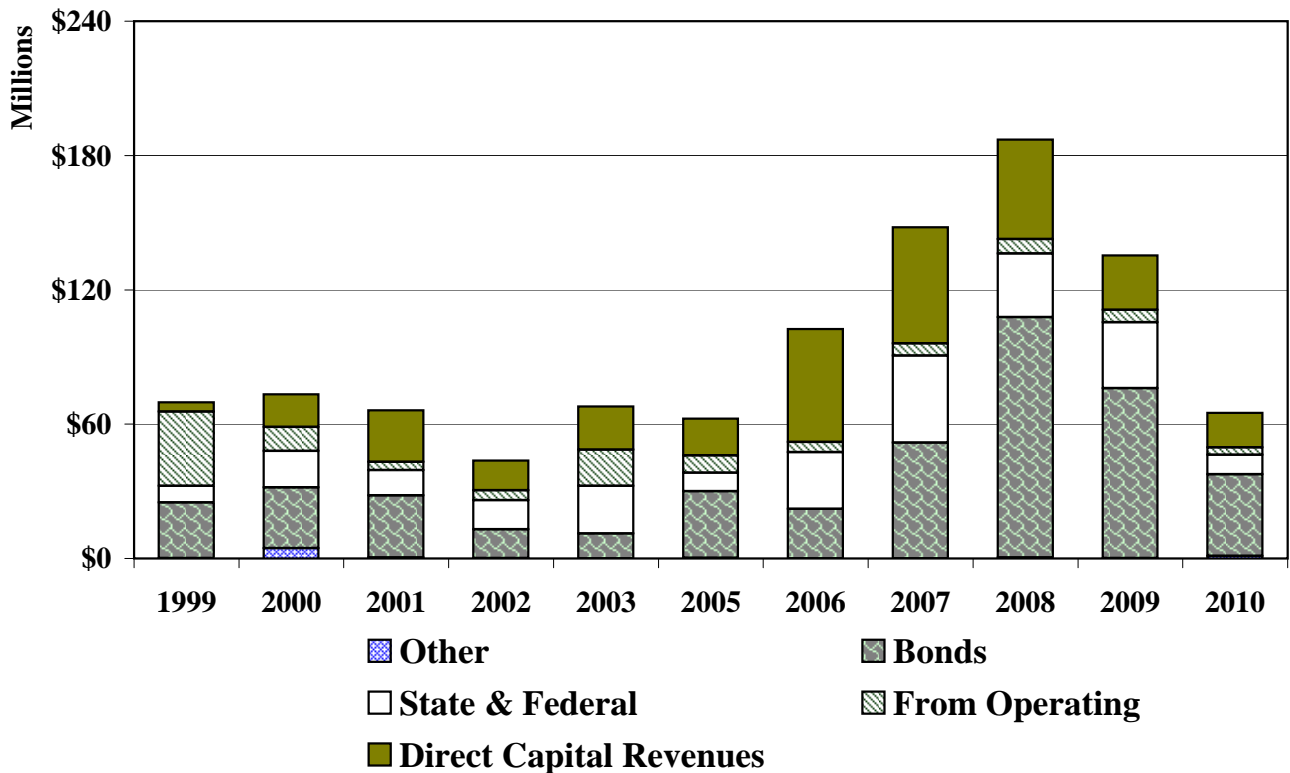
FY 08-FY 10 Appropriations Summary

Appropriation Area	Fiscal Year			\$ Change FY 09 to FY 10
	2008 Budget	2009 Budget	2010 Budget	
Capital Fund	\$187,127,907	\$135,297,971	\$65,027,823	(\$70,270,148)
Airport Enterprise Fund	8,832,702	8,030,000	68,719,540	60,689,540
Solid Waste Enterprise Fund	887,000	765,000	324,500	(440,500)
Utilities Enterprise Fund	11,304,951	1,839,300	1,834,400	(4,900)
Grand Total Appropriations:	\$208,152,560	\$145,932,271	\$135,906,263	(\$10,026,008)

FY 08-FY 10 Capital Budget Revenues

Revenue Source	Fiscal Year			\$ Change FY 09 to FY 10
	2008 Budget	2009 Budget	2010 Budget	
Local				
Transfer from GF	\$6,453,190	\$5,539,700	\$3,289,000	(\$2,250,700)
Local Income Tax	9,833,697	7,806,000	9,740,533	1,934,533
Property Tax	22,086,700	3,860,000	4,207,600	347,600
Bonds	107,351,630	44,543,742	30,013,804	(14,529,938)
Bond Interest	2,324,500	2,500,000	0	(2,500,000)
Transfer from IDA	0	0	300,000	300,000
Reallocated Bonds	0	31,400,876	6,419,440	(24,981,436)
Reallocated GF Transfer	30,465	2,618,345	847,046	(1,771,299)
Reallocated Property Tax	0	6,631,753	221,500	(6,410,253)
Reallocated Impact Fee - Parks	134,045	181,975	67,500	(114,475)
Ag Transfer Tax	1,000,000	600,000	0	(600,000)
LOCAL TOTAL	\$158,214,227	\$105,682,391	\$55,106,423	(\$50,575,968)
State				
Highway Administration	\$176,000	\$176,000	\$176,000	\$0
MD Higher Ed. Comm.	19,760,000	0	0	0
MD Library Development	150,000	437,000	307,000	(130,000)
State Interagency Committee	1,711,670	25,384,000	3,403,000	(21,981,000)
Agriculture Preservation (MALPF)	3,500,000	1,250,000	1,250,000	0
Highway User Revenue	500,000	500,000	600,000	100,000
Reallocated Program Open Space	0	127,530	787,600	660,070
Program Open Space	2,222,810	429,850	63,000	(366,850)
Rural Legacy	0	750,000	0	(750,000)
STATE TOTAL	\$28,020,480	\$29,054,380	\$6,586,600	(\$22,467,780)
Federal				
Federal Highway/Bridge	\$527,800	\$411,200	\$2,184,800	\$1,773,600
FEDERAL TOTAL	\$527,800	\$411,200	\$2,184,800	\$1,773,600
Other				
Developer Funded	\$100,000	\$150,000	\$1,050,000	\$900,000
Private	265,400	0	100,000	100,000
OTHER TOTAL	\$365,400	\$150,000	\$1,150,000	\$1,000,000
GRAND TOTAL SOURCES	\$187,127,907	\$135,297,971	\$65,027,823	(\$70,270,148)

Capital Budget Revenues



This chart shows the capital budget by revenue source for fiscal years 1999 to 2010.

From Operating represents current and prior year revenues from local sources transferred to the Capital Fund, including transfers from the General Fund and reallocated General Fund transfers.

State & Federal includes funds from sources such as the State School Construction Program, Program Open Space, Highway User Revenue, Rural Legacy Grants, State Agricultural Preservation (MALPF), and State Highway Administration.

Bonds include new and reallocated general obligation bonds.

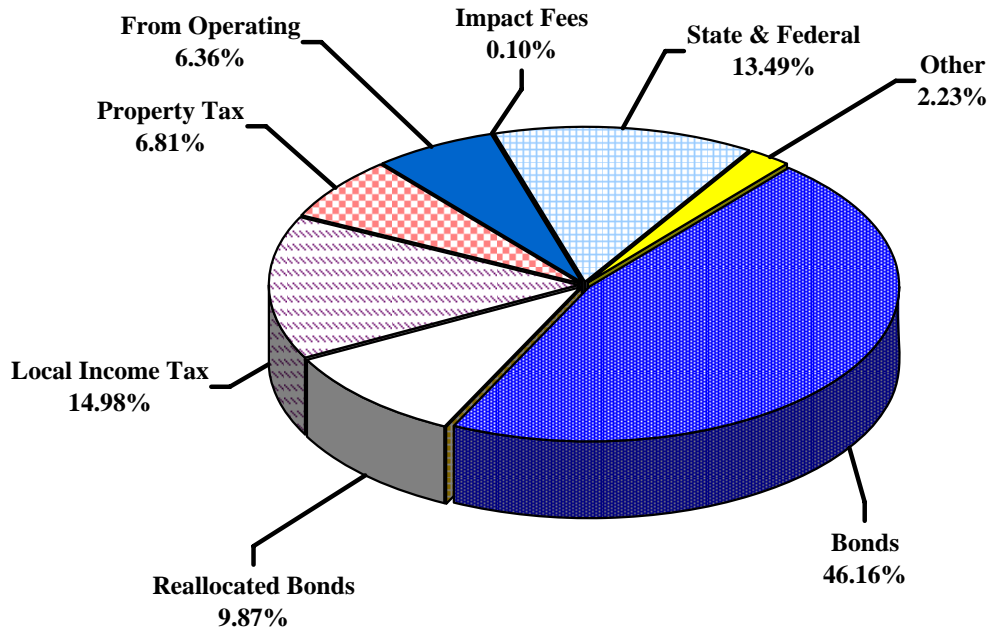
Direct Capital Revenues include funds earmarked by the Commissioners for use in the Capital Fund. These revenues are appropriated directly to the Capital Fund rather than being transferred from the General Fund. Local Income tax revenue collected, approximately 9.1%, is appropriated for school construction. 3% of Real Property tax revenue is dedicated to Roads projects, Agriculture Preservation and a portion is used to pay debt service in the General Fund for Agriculture Preservation. In Fiscal years FY 06, FY 07 and FY 08 an additional \$31 million, \$25 million and \$19 million, respectively, in real property tax was appropriated directly to the Capital Fund for various one-time expenditures. In FY 09 the County has returned to appropriating 3% of real property tax to the Capital Fund. One additional revenue included in this group is Impact fees, which are growth-related fees collected for schools and parks.

Other consists of revenues such as grants, developer contributions and private and community contributions.

Capital Budget Revenues

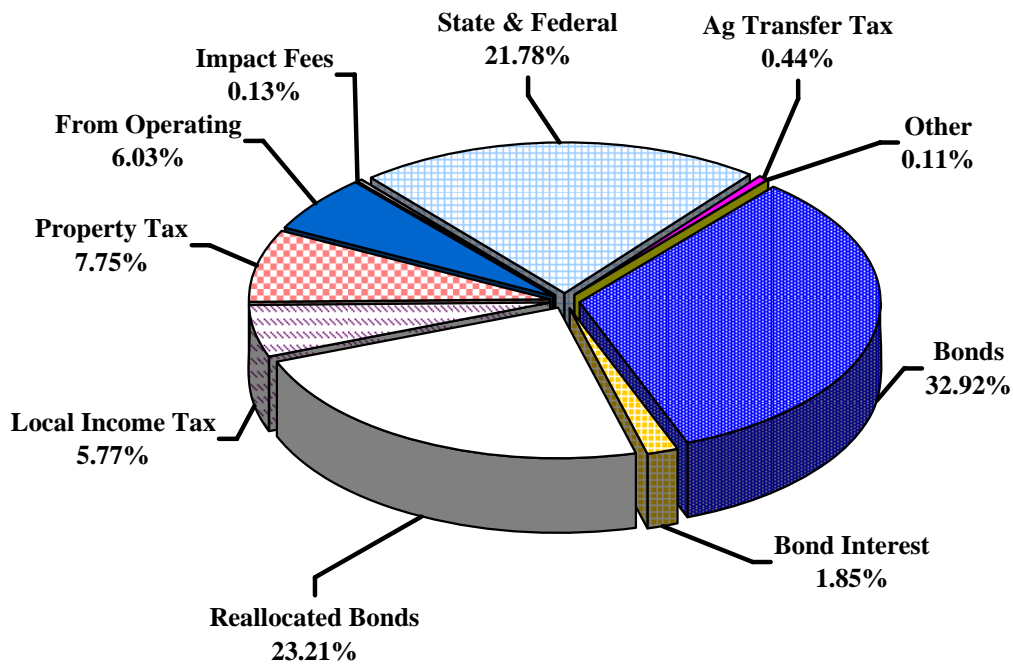
Fiscal Year 2010 Budget

\$65,027,823



Fiscal Year 2009 Budget

\$135,297,971



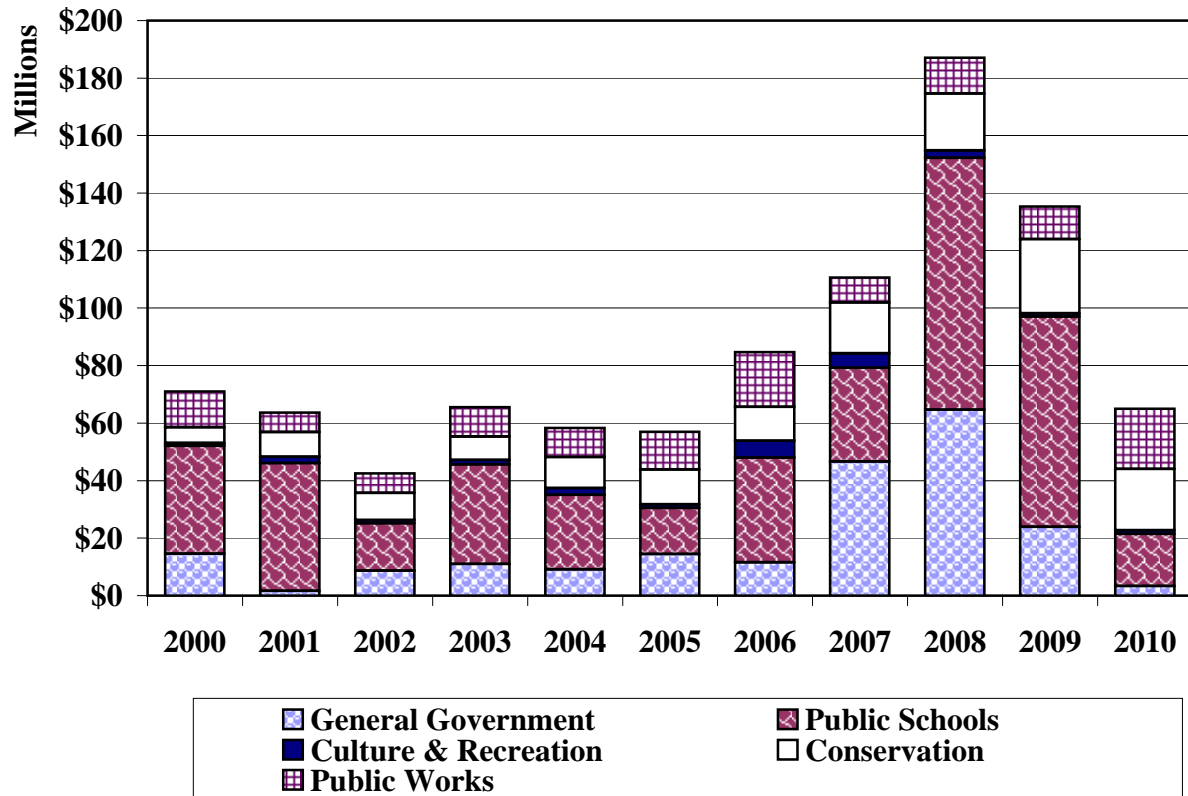
FY 08-FY 10 Capital Budget Appropriations

Appropriation Area	Fiscal Year			\$ Change FY 09 to FY 10
	2008 Budget	2009 Budget	2010 Budget	
Public Schools	\$87,589,597	\$73,152,000	\$18,164,533	(\$54,987,467)
Conservation & Open Space	19,876,400	25,749,009	21,451,100	(4,297,909)
Public Works	12,456,000	11,364,407	20,919,190	9,554,783
Culture & Recreation	2,563,920	1,100,155	1,181,900	81,745
General Government	64,641,990	23,932,400	3,311,100	(20,621,300)
Grand Total Appropriations:	\$187,127,907	\$135,297,971	\$65,027,823	(\$70,270,148)

FY 08 - FY 10 Capital Budget Appropriations

Appropriation Area	Fiscal Year			\$ Change FY 09 to FY 10
	2008 Budget	2009 Budget	2010 Budget	
<u>Public Schools</u>	\$87,589,597	\$73,152,000	\$18,164,533	(\$54,987,467)
<u>Conservation & Open Space</u>	19,876,400	25,749,009	21,451,100	(4,297,909)
<u>Public Works</u>				
Roads	\$11,044,000	\$10,298,000	\$17,697,190	\$7,399,190
Bridges	1,412,000	1,066,407	3,222,000	2,155,593
Public Works Total	\$12,456,000	\$11,364,407	\$20,919,190	\$9,554,783
<u>Culture & Recreation</u>	\$2,563,920	\$1,100,155	\$1,181,900	\$81,745
<u>General Government</u>				
Community College	\$34,276,300	\$354,600	\$365,000	\$10,400
County Facilities	4,735,590	15,635,800	1,730,000	(13,905,800)
Criminal Justice/Public Safety	23,985,000	6,854,700	400,000	(6,454,700)
Farm Museum	77,900	24,000	0	(24,000)
Libraries/Senior Centers	1,567,200	1,063,300	816,100	(247,200)
General Government Total	\$64,641,990	\$23,932,400	\$3,311,100	(\$20,621,300)
<u>Grand Total Appropriations</u>	\$187,127,907	\$135,297,971	\$65,027,823	(\$70,270,148)

Capital Budget Appropriations



This chart shows appropriations to the six principal aggregations in the Capital Budget for Fiscal Years 2000 through 2010.

Public Schools includes school construction, renovation and modernization projects.

Conservation includes agricultural preservation and easement programs, reservoir land purchases, and acquisition of property for other County uses, which may include future roadway easements and

Public Works includes projects for the maintenance and construction of roads and bridges.

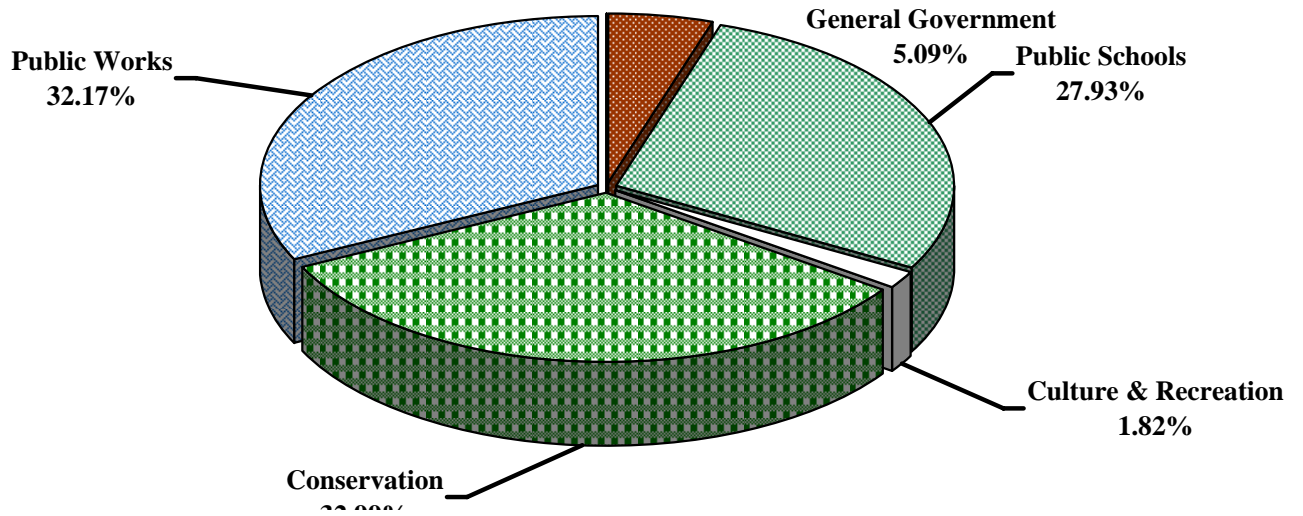
Culture and Recreation includes the purchase of land for parks, development of parks, ballfields and Self Help projects.

General Government includes County buildings, Farm Museum, Public Safety Training Center, Community College and Carroll County Public Library projects.

Capital Budget Appropriations

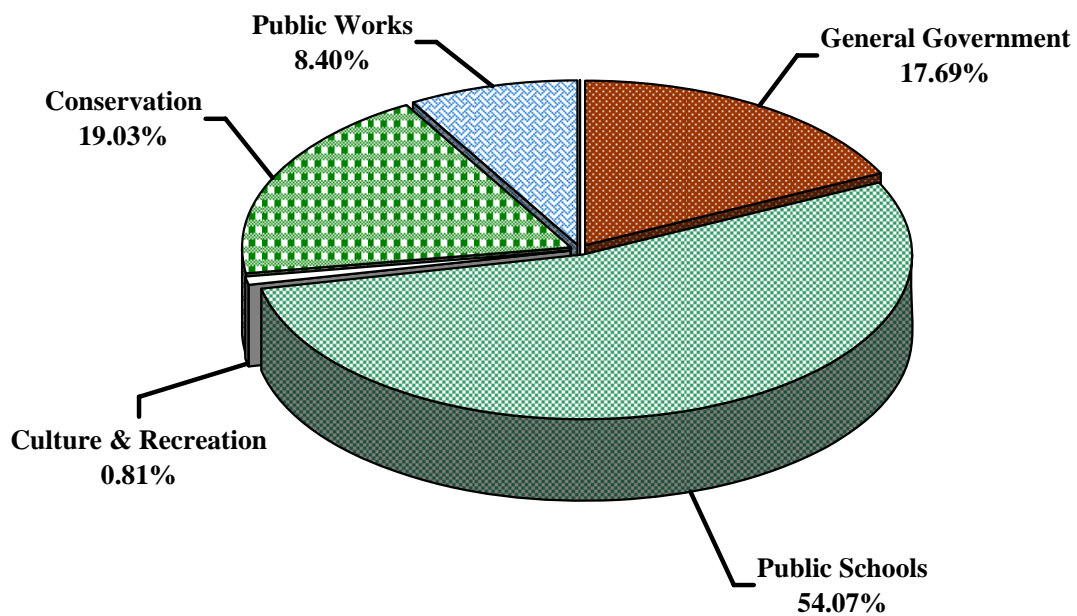
Fiscal Year 2010 Budget

\$65,027,823



Fiscal Year 2009 Budget

\$135,297,971



**COMMUNITY INVESTMENT PLAN - Schedule of Reappropriations
Fiscal Year 2010**

Reappropriations may occur when there are unspent budgeted funds from a completed or cancelled project or when there is an unallocated project that holds funds for a future use.

From	Project		Amount/Source		
	To	Current	Bonds	Other	
8071 Mumma Ford over Monocacy	8322 Babylon Rd over Silver Run		60,000.00		
8131 Warfield Road over Morgan Run	8322 Babylon Rd over Silver Run		15,896.31		
8324 Sullivan Road over Patapsco	8322 Babylon Rd over Silver Run		6,901.70		
9958 Drug Treatment Facility	8060 Voting Machines, Current	130,000.00			
8273 Public Works Asset System	9648 County Technology Improvements	400,000.00			
8273 Public Works Asset System	8274 Records Management	153,000.00			
8273 Public Works Asset System	8271 Library Westminster Branch Renovation	17,000.00			
8113 Farm Museum Electrical Upgrade	9954 County Building Systemic Renovations		2,098.17		
8283 Englar Road	8023 Georgetown Boulevard		900,000.00		
9877 MacBeth Way	8023 Georgetown Boulevard	254,646.33	169,668.04		
9878 Westminster Area Alternate Road Plan	8023 Georgetown Boulevard		3,200,733.33		
9966 Monroe Phase I	8023 Georgetown Boulevard		379,140.00		
9966 Monroe Phase I	Londontown Boulevard		1,650,000.00		
8316 Dickenson	8023 Georgetown Boulevard		35,000.00		
8278 Middlebrooke Trail	9926 Krimgold Park	22,400.00			201,600.00
9870 Gillis Falls Park	9926 Krimgold Park	91,500.00			221,000.00
8315 POS Unallocated	9926 Krimgold Park	67,500.00			365,000.00
	Totals	1,136,046.33	6,419,437.55		787,600.00

**Community Investment Plan FOR FISCAL YEAR 2010
Preliminary Recommended**

	Total 2010	Source of Funding			Federal & Other
		Other	Bonds	State	
<u>PUBLIC SCHOOLS</u>					
Mt. Airy Middle Modernization and Addition	\$50,000	\$50,000			
Robert Moton Kindergarten Addition	199,000	199,000			
William Winchester Elementary Kindergarten Addition	4,058,000		2,215,000	1,843,000	
Winfield Elementary Kindergarten Addition	2,215,000		1,145,000	1,070,000	
Barrier Free Modifications	35,000	35,000			
Hampstead Elementary HVAC Replacement	115,000		115,000		
Hampstead Elementary Roof Replacement	250,000		250,000		
Paving	290,000	290,000			
Relocatable Classrooms	420,000	420,000			
Roof Replacement-Mount Airy Elementary School	727,000	237,000		490,000	
Roof Repairs	130,000	130,000			
Technology Improvements	260,000	260,000			
Transfer to Operating Budget for BOE Debt Service	9,415,533	9,415,533			
PUBLIC SCHOOLS TOTAL	\$18,164,533	\$11,036,533	\$3,725,000	\$3,403,000	\$0
<u>CONSERVATION AND OPEN SPACE</u>					
Agricultural Land Preservation	\$8,164,600	\$4,207,600	\$2,707,000	\$1,250,000	
Environmental Compliance	420,000		420,000		
Land Bank	3,000,000		3,000,000		
Patapsco Road Watershed Project	717,000		717,000		
Roadway Evaluation Studies	37,000	37,000			
Storm Water Facility Reconstruction	540,000		540,000		
Water Development	8,000,000		8,000,000		
Watershed Assessment and Improvement (NPDES)	572,500		572,500		
CONSERVATION AND OPEN SPACE TOTAL	\$21,451,100	\$4,244,600	\$15,956,500	\$1,250,000	\$0
<u>PUBLIC WORKS</u>					
- ROADS -					
Georgetown Boulevard	\$4,939,190	\$254,646	\$4,684,544		
Highway Safety Improvements	85,000		85,000		
Londontown Boulevard Improvements	3,500,000	500,000	1,650,000		1,350,000
Low Volume Road Improvements	1,227,000		1,227,000		
Market Street Extended	450,000		450,000		
Neighborhood Overlays	1,634,000		1,634,000		
Overlays	5,658,000		4,882,000	776,000	
Route 26 Road Improvements for SCHS Fine Arts Addition	100,000		100,000		
Small Drainage Structures	65,000		65,000		
Traffic Signal Installation	39,000	39,000			
ROADS TOTAL	\$17,697,190	\$793,646	\$14,777,544	\$776,000	\$1,350,000
- BRIDGES -					
Babylon Road over Silver Run	\$720,000		\$144,000		\$576,000
Bridge Maintenance and Structural Repairs	38,000	38,000			
Cleaning and Painting of Existing Bridge Structural Steel	50,000	50,000			
Grand Valley Road over Unnamed Stream	403,000		403,000		
Hughes Shop Road over Bear Branch	1,246,000		249,200		996,800
McKinstry's Mill Road over Sam's Creek	765,000		153,000		612,000
BRIDGES TOTAL	\$3,222,000	\$88,000	\$949,200	\$0	\$2,184,800
PUBLIC WORKS TOTAL	\$20,919,190	\$881,646	\$15,726,744	\$776,000	\$3,534,800

	Total 2010	Source of Funding			
		Local		State	Federal & Other
		Other	Bonds		
CULTURE AND RECREATION					
Bear Branch Nature Center Parking Lot Construction	\$70,000	\$7,000		\$63,000	
Community Self-Help Projects	60,000	60,000			
Krimgold Park	969,000	181,400		787,600	
Park Restoration	80,000	80,000			
Town Fund	2,900	2,900			
CULTURE AND RECREATION TOTAL	\$1,181,900	\$331,300	\$0	\$850,600	\$0
GENERAL GOVERNMENT					
Carroll Community College - Technology Improvements	\$365,000	\$365,000			
Carroll County 800MHz and 911 System	300,000		300,000		
County Building Systemic Renovations	450,000	225,000	225,000		
County Technology Improvements	400,000	400,000			
Library - Eldersburg Improvements	248,000	124,000		124,000	
Library - Technology Replacement	225,100	225,100			
Library - Westminster Branch Renovation	343,000	60,000		183,000	100,000
Parking Lot Overlays	400,000	400,000			
Records Management	153,000		153,000		
Voting Machine - New Optical Scan	120,000	120,000			
Voting Machines - Current	207,000	207,000			
Water Tanks and Dry Hydrants	100,000		100,000		
GENERAL GOVERNMENT TOTAL	\$3,311,100	\$2,126,100	\$778,000	\$307,000	\$100,000
GRAND TOTAL	\$65,027,823	\$18,620,179	\$36,186,244	\$6,586,600	\$3,634,800