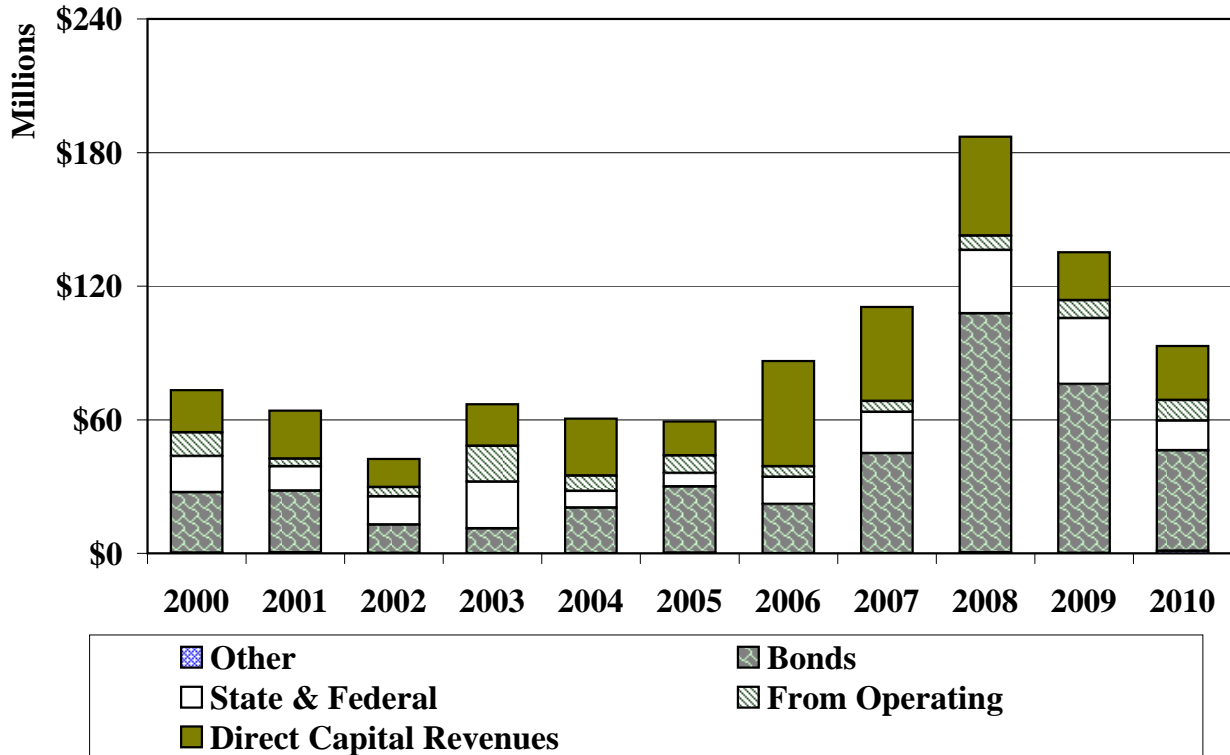


## FY 08-FY 10 Capital Budget Revenues

Revenue Source	Fiscal Year			\$ Change FY 09 to FY 10
	2008 Budget	2009 Budget	2010 Budget	
<b>Local</b>				
Transfer from GF	\$6,453,190	\$5,539,700	\$3,311,057	(\$2,228,643)
Local Income Tax	9,833,697	7,806,000	10,015,170	2,209,170
Property Tax	22,086,700	3,860,000	4,207,600	347,600
Bonds	107,351,630	44,543,742	33,224,182	(11,319,560)
Bond Interest	2,324,500	2,500,000	0	(2,500,000)
Transfer from IDA	0	0	300,000	300,000
Reallocated Bonds	0	31,400,876	11,976,306	(19,424,570)
Reallocated GF Transfer	30,465	2,618,345	5,786,413	3,168,068
Reallocated Property Tax	0	6,631,753	9,726,383	3,094,630
Impact Fee - Schools	9,000,000	0	0	0
Reallocated Impact Fee - Parks	134,045	181,975	67,464	(114,511)
Ag Transfer Tax	1,000,000	600,000	0	(600,000)
<b>LOCAL TOTAL</b>	<b>\$158,214,227</b>	<b>\$105,682,391</b>	<b>\$78,614,575</b>	<b>(\$27,067,816)</b>
<b>State</b>				
Highway Administration	\$176,000	\$176,000	\$184,884	\$8,884
MD Higher Ed. Comm.	19,760,000	0	0	0
MD Library Development	150,000	437,000	307,000	(130,000)
State Interagency Committee	1,711,670	25,384,000	3,904,000	(21,480,000)
Agriculture Preservation (MALPF)	3,500,000	1,250,000	1,250,000	0
Highway User Revenue	500,000	500,000	600,000	100,000
Reallocated Program Open Space	0	127,530	787,650	660,120
Program Open Space	2,222,810	429,850	63,000	(366,850)
Rural Legacy	0	750,000	1,500,000	750,000
<b>STATE TOTAL</b>	<b>\$28,020,480</b>	<b>\$29,054,380</b>	<b>\$8,596,534</b>	<b>(\$20,457,846)</b>
<b>Federal</b>				
Federal Highway/Bridge	\$527,800	\$411,200	\$4,764,050	\$4,352,850
<b>FEDERAL TOTAL</b>	<b>\$527,800</b>	<b>\$411,200</b>	<b>\$4,764,050</b>	<b>\$4,352,850</b>
<b>Other</b>				
Developer Funded	\$100,000	\$150,000	\$1,010,000	\$860,000
Private	265,400	0	100,000	100,000
<b>OTHER TOTAL</b>	<b>\$365,400</b>	<b>\$150,000</b>	<b>\$1,110,000</b>	<b>\$960,000</b>
<b>GRAND TOTAL SOURCES</b>	<b>\$187,127,907</b>	<b>\$135,297,971</b>	<b>\$93,085,159</b>	<b>(\$42,212,812)</b>

# Capital Budget Revenues



This chart shows the capital budget by revenue source for fiscal years 2000 to 2010.

**From Operating** represents current and prior year revenues from local sources transferred to the Capital Fund, including transfers from the General Fund and reallocated General Fund transfers.

**State & Federal** includes funds from sources such as the State School construction program, Program Open Space, Highway User Revenue, Rural Legacy Grants, State Agricultural Preservation (MALPF), and State Highway Administration.

**Bonds** include new and reallocated general obligation bonds.

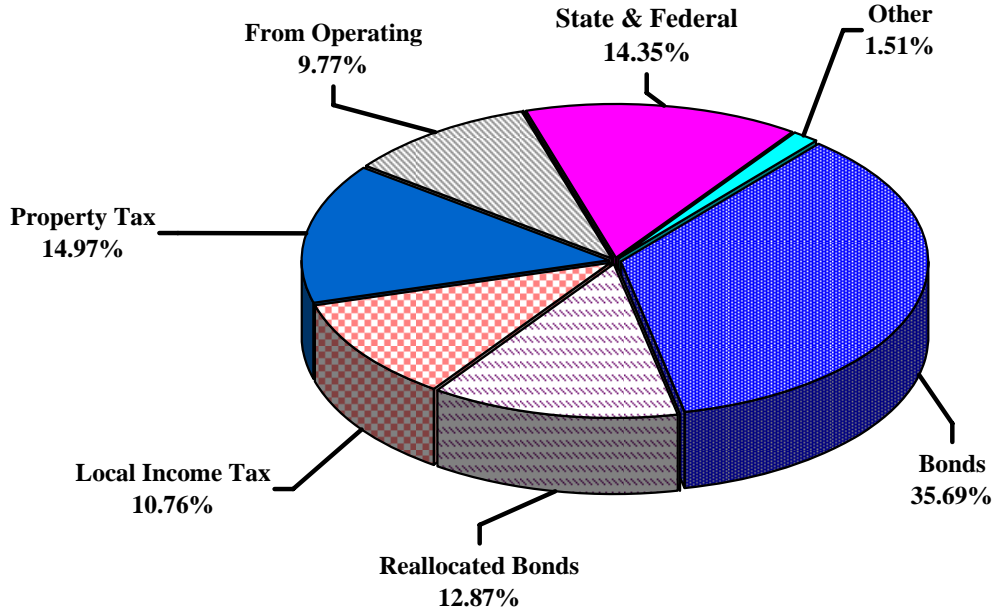
**Direct Capital Revenues** include funds earmarked by the Commissioners for use in the Capital Fund. These revenues are appropriated directly to the Capital Fund rather than being transferred from the General Fund. Local Income tax revenue collected, approximately 9.1%, is appropriated for school construction. Generally, 3% of Real Property tax revenue is dedicated to Agriculture Preservation and a portion is used to pay debt service in the General Fund for Agriculture Preservation. In Fiscal years FY 06, FY 07 and FY 08 an additional \$31 million, \$25 million and \$19 million, respectively, in real property tax was appropriated directly to the Capital Fund for various one-time expenditures. In FY 09 the County returned to appropriating 3% of real property tax to the Capital Fund. One additional revenue included in this group is Impact fees, which are growth-related fees collected for schools and parks.

**Other** consists of revenues such as grants, developer contributions and private and community contributions.

# Capital Budget Revenues

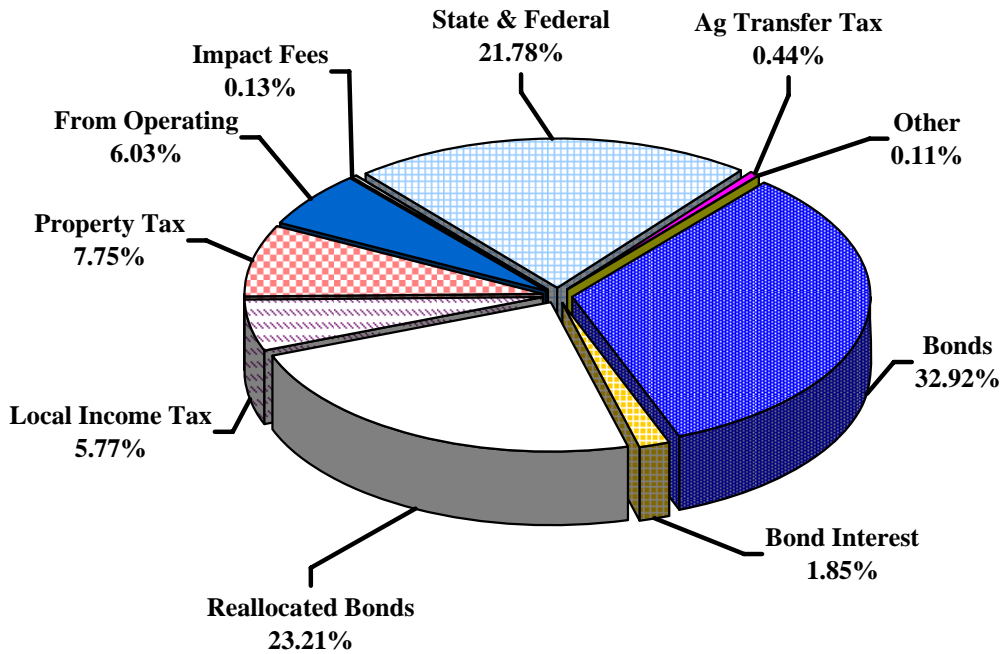
Fiscal Year 2010 Budget

\$93,085,159



Fiscal Year 2009 Budget

\$135,297,971

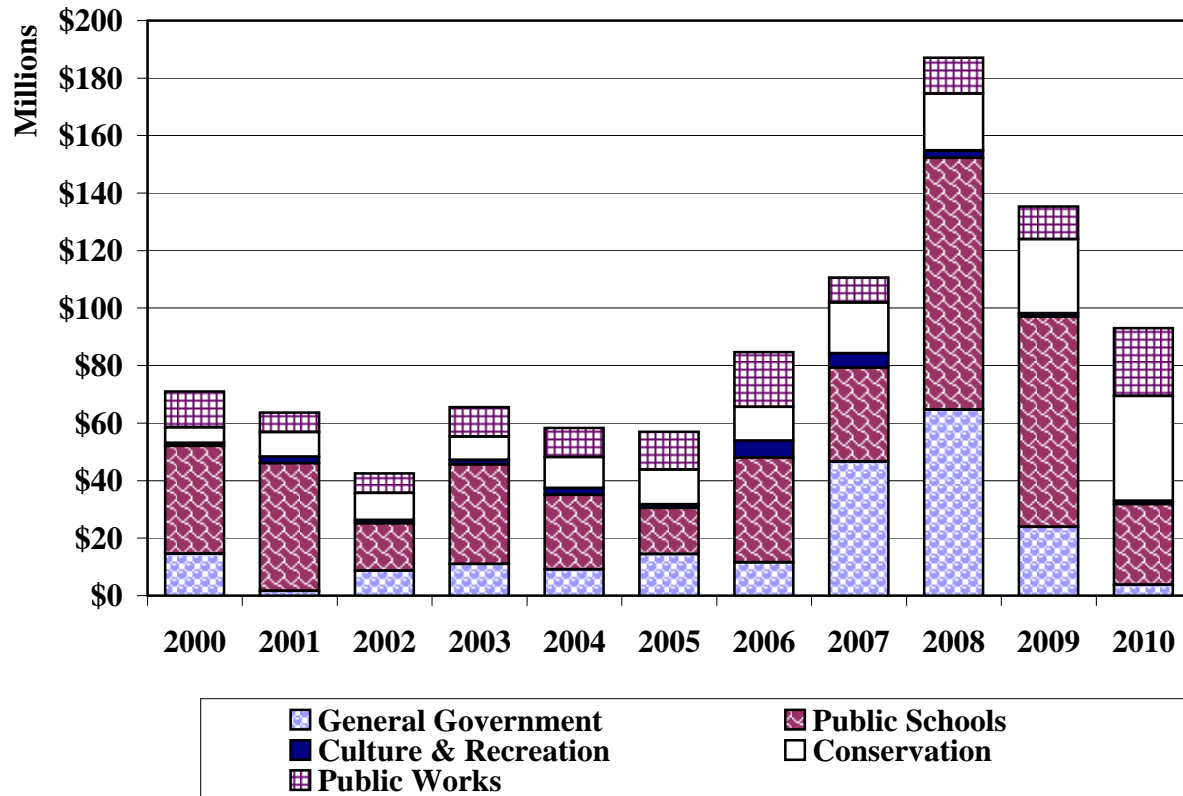


# FY 08 - FY 10 Capital Budget Appropriations

---

Appropriation Area	Fiscal Year			\$ Change FY 09 to FY 10
	2008 Budget	2009 Budget	2010 Budget	
<b><u>Public Schools</u></b>	<b>\$87,589,597</b>	<b>\$73,152,000</b>	<b>\$27,975,170</b>	<b>(\$45,176,830)</b>
<b><u>Conservation &amp; Open Space</u></b>	<b>\$19,876,400</b>	<b>\$25,749,009</b>	<b>\$36,433,549</b>	<b>\$10,684,540</b>
<b><u>Public Works</u></b>				
Roads	\$11,044,000	\$10,298,000	\$20,461,440	\$10,163,440
Bridges	1,412,000	1,066,407	3,222,000	2,155,593
<b>Public Works Total</b>	<b>\$12,456,000</b>	<b>\$11,364,407</b>	<b>\$23,683,440</b>	<b>\$12,319,033</b>
<b><u>Culture &amp; Recreation</u></b>	<b>\$2,563,920</b>	<b>\$1,100,155</b>	<b>\$1,181,900</b>	<b>\$81,745</b>
<b><u>General Government</u></b>				
Community College	\$34,276,300	\$354,600	\$365,000	\$10,400
County Facilities	4,735,590	15,635,800	2,330,000	(13,305,800)
Criminal Justice/Public Safety	23,985,000	6,854,700	300,000	(6,554,700)
Farm Museum	77,900	24,000	0	(24,000)
Libraries/Senior Centers	1,567,200	1,063,300	816,100	(247,200)
<b>General Government Total</b>	<b>\$64,641,990</b>	<b>\$23,932,400</b>	<b>\$3,811,100</b>	<b>(\$20,121,300)</b>
<b><u>Grand Total Appropriations</u></b>	<b>\$187,127,907</b>	<b>\$135,297,971</b>	<b>\$93,085,159</b>	<b>(\$42,212,812)</b>

# Capital Budget Appropriations



This chart shows appropriations to the five principal aggregations in the Capital Budget for Fiscal Years 2000 through 2010.

**Public Schools** includes school construction, renovation and modernization projects.

**Conservation** includes agricultural preservation and easement programs, reservoir land purchases, and acquisition of property for other County uses, which may include future roadway easements and

**Public Works** includes projects for the maintenance and construction of roads and bridges.

**Culture and Recreation** includes the purchase of land for parks, development of parks, ballfields and Self Help projects.

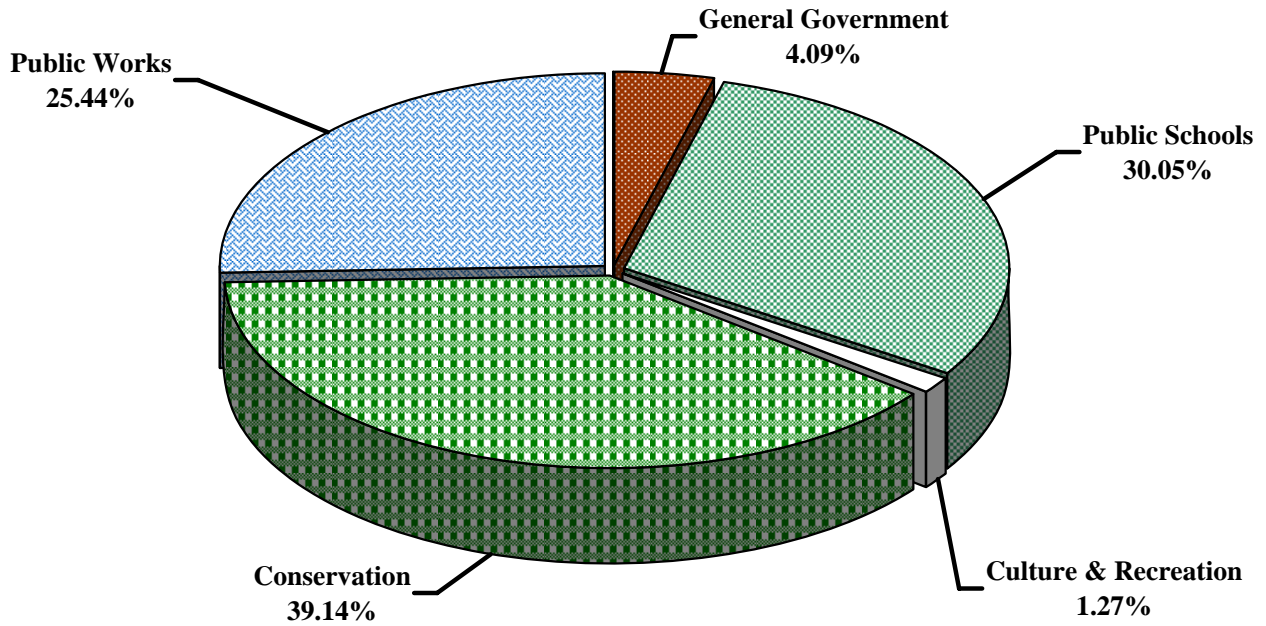
**General Government** includes County buildings, Farm Museum, Public Safety Training Center, Community College and Carroll County Public Library projects.

# Capital Budget Appropriations

---

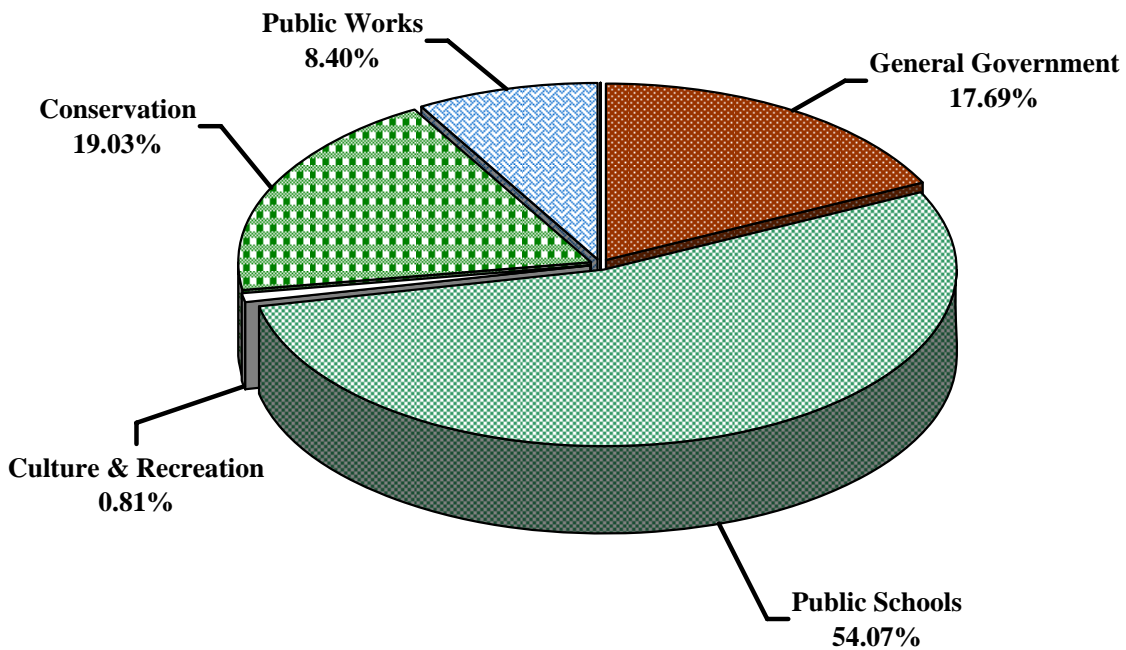
Fiscal Year 2010 Proposed Budget

\$93,085,159



Fiscal Year 2009 Budget

\$135,297,971



**COMMUNITY INVESTMENT PLAN - Schedule of Reappropriations**  
**Fiscal Year 2010**

Reappropriations may occur when there are unspent budgeted funds from a completed or cancelled project or when there is an unallocated project that holds funds for a future use.

From	Project		Amount/Source		
	To	Current	Bonds	Other	
8131 Warfield Road over Morgan Run	8322 Babylon Rd over Silver Run		\$15,896.31		
8324 Sullivan Road over Patapsco	8322 Babylon Rd over Silver Run		6,901.70		
8033 Starner's Dam Bridge	8322 Babylon Rd over Silver Run				8,883.94
9799 Bear Run Road Bridge	8354 Low Volume Road Improvements			206,230.34	
9958 Drug Treatment Facility	8060 Voting Machines - Current	137,000.00			
8273 Public Works Asset System	9648 County Technology Improvements	400,000.00			
8273 Public Works Asset System	8274 Records Management	153,000.00			
8273 Public Works Asset System	8271 Library Westminster Branch Renovation	17,000.00			
8265 Voice Mail	8271 Library Westminster Branch Renovation	10,943.45			
8146 FSK Waste Water Pumping Station	8359 Historic Courthouse Elevator	79,236.15			
8168 Winchester Bldg Elevator	8359 Historic Courthouse Elevator		131,400.00		
8209 911 Workstations	8359 Historic Courthouse Elevator	10,128.08			
8225 CCC Building #4	8359 Historic Courthouse Elevator		273,773.28		
9941 Courthouse Renovation	8359 Historic Courthouse Elevator		5,462.49		
8113 Farm Museum Electrical Upgrade	9954 County Building Systemic Renovations		2,098.17		
8283 Englar Road	8023 Georgetown Boulevard		900,002.00		
9877 MacBeth Way	8023 Georgetown Boulevard	254,646.33	169,668.04		
9878 Westminster Area Alternate Road Plan	8023 Georgetown Boulevard		3,200,733.33		
9966 Monroe Phase I	8023 Georgetown Boulevard		379,140.00		
8316 Dickenson Road	8023 Georgetown Boulevard		35,000.00		
9966 Monroe Phase I	8353 Londontown Boulevard		1,650,000.00		
8278 Middlebrooke Trail	9926 Krimgold Park	22,300.00			201,600.00
9870 Gillis Falls Park	9926 Krimgold Park	159,050.02			221,050.00
8315 POS Unallocated	9926 Krimgold Park				365,000.00
8182 Overlays 06	8357 Route 26 Road Improvements for SCFA Addition	100,000.00			
8133 Manchester Valley High School	8348 Mt Airy Middle Modernization and Addition	3,000,000.00	5,000,000.00		
8133 Manchester Valley High School	9792 Technology Improvements	1,000,000.00			
8033 Starner's Dam Bridge	9007 Agricultural Land Preservation	288,649.58			
8059 Taneytown Library	9007 Agricultural Land Preservation	110,590.00			
8062 South Carroll Senior and Community Center	9007 Agricultural Land Preservation	1,000,000.00			
8118 Criminal Justice Building	9007 Agricultural Land Preservation	69,611.82			
8175 West Carroll	9007 Agricultural Land Preservation	250,000.00			
8179 John Pickett Rd	9007 Agricultural Land Preservation	1,000,000.00			
8182 Overlays 06	9007 Agricultural Land Preservation	5,392.11			
8246 New Windsor Office	9007 Agricultural Land Preservation	700,000.00			
8284 Low Volume Roads 08	9007 Agricultural Land Preservation	88,513.29			
8285 Neighborhood Overlays 08	9007 Agricultural Land Preservation	23,200.66			
8286 Overlays 08	9007 Agricultural Land Preservation	1,119,493.24			
8294 Water Development	9007 Agricultural Land Preservation	1,850,657.76			
9002 Land Bank	9007 Agricultural Land Preservation	2,737,460.73			
9004 Reservoir Land	9007 Agricultural Land Preservation	194,269.81			
9784 Finksburg Library	9007 Agricultural Land Preservation	180,000.00			
9797 Shepherd's Mill Road	9007 Agricultural Land Preservation	163,664.98			
9799 Bear Run Road Bridge	9007 Agricultural Land Preservation	217,701.66			
9875 MD 26 Service Roads	9007 Agricultural Land Preservation	172,750.67			
9920 NPDES	9007 Agricultural Land Preservation	65,000.00			
	Total		15,580,260.34	11,976,305.66	796,533.94

**Community Investment Plan FOR FISCAL YEAR 2010  
Adopted**

	Total 2010	Source of Funding			Federal & Other
		Other	Bonds	State	
<b>PUBLIC SCHOOLS</b>					
Mt. Airy Middle Modernization and Addition	\$8,050,000	\$3,050,000	\$5,000,000		
Robert Moton Kindergarten Addition	199,000	199,000			
William Winchester Elementary Kindergarten Addition	4,058,000		2,215,000	1,843,000	
Winfield Elementary Kindergarten Addition	2,215,000		1,145,000	1,070,000	
Barrier Free Modifications	35,000	35,000			
Hampstead Elementary HVAC Replacement	150,000		150,000		
Hampstead Elementary Roof Replacement	250,000		250,000		
Open Space Classroom Enclosure	501,000			501,000	
Paving	290,000	290,000			
Relocatable Classrooms	420,000	420,000			
Roof Replacement-Mount Airy Elementary School	727,000	237,000		490,000	
Roof Repairs	130,000	130,000			
Technology Improvements	1,260,000	1,260,000			
Transfer to Operating Budget for BOE Debt Service	9,690,170	9,690,170			
<b>PUBLIC SCHOOLS TOTAL</b>	<b>\$27,975,170</b>	<b>\$15,311,170</b>	<b>\$8,760,000</b>	<b>\$3,904,000</b>	<b>\$0</b>
<b>CONSERVATION AND OPEN SPACE</b>					
Agricultural Land Preservation	\$16,993,930	\$14,444,557	\$1,299,373	\$1,250,000	
Environmental Compliance	420,000		420,000		
Land Bank	5,737,461		5,737,461		
Patapsco Road Watershed Project	717,000		717,000		
Roadway Evaluation Studies	37,000	37,000			
Rural Legacy	1,500,000			1,500,000	
Storm Water Facility Reconstruction	540,000		540,000		
Water Development	9,850,658		9,850,658		
Watershed Assessment and Improvement (NPDES)	637,500		637,500		
<b>CONSERVATION AND OPEN SPACE TOTAL</b>	<b>\$36,433,549</b>	<b>\$14,481,557</b>	<b>\$19,201,992</b>	<b>\$2,750,000</b>	<b>\$0</b>
<b>PUBLIC WORKS</b>					
<b>- ROADS -</b>					
American Recovery and Reinvestment Act (ARRA)	\$2,579,250				\$2,579,250
Georgetown Boulevard	4,939,190	254,646	4,684,544		
Highway Safety Improvements	85,000		85,000		
Londontown Boulevard Improvements	3,500,000	540,000	1,650,000		1,310,000
Low Volume Road Improvements	1,227,000		1,227,000		
Market Street Extended	450,000		450,000		
Neighborhood Overlays	1,634,000		1,634,000		
Overlays	5,843,000	600,000	5,067,000	176,000	
Route 26 Road Improvements for SCHS Fine Arts Addition	100,000	100,000			
Small Drainage Structures	65,000		65,000		
Traffic Signal Installation	39,000	39,000			
<b>ROADS TOTAL</b>	<b>\$20,461,440</b>	<b>\$1,533,646</b>	<b>\$14,862,544</b>	<b>\$176,000</b>	<b>\$3,889,250</b>
<b>- BRIDGES -</b>					
Babylon Road over Silver Run	\$720,000		\$135,116	\$8,884	\$576,000
Bridge Maintenance and Structural Repairs	38,000	38,000			
Cleaning and Painting of Existing Bridge Structural Steel	50,000	50,000			
Grand Valley Road over Unnamed Stream	403,000		403,000		
Hughes Shop Road over Bear Branch	1,246,000		249,200		996,800
McKinstry's Mill Road over Sam's Creek	765,000		153,000		612,000
<b>BRIDGES TOTAL</b>	<b>\$3,222,000</b>	<b>\$88,000</b>	<b>\$940,316</b>	<b>\$8,884</b>	<b>\$2,184,800</b>
<b>PUBLIC WORKS TOTAL</b>	<b>\$23,683,440</b>	<b>\$1,621,646</b>	<b>\$15,802,860</b>	<b>\$184,884</b>	<b>\$6,074,050</b>

	Total 2010	Source of Funding			
		Local		State	Federal & Other
		Other	Bonds		
<b>CULTURE AND RECREATION</b>					
Bear Branch Nature Center Parking Lot Construction	\$70,000	\$7,000		\$63,000	
Community Self-Help Projects	60,000	60,000			
Kringold Park	969,000	181,350		787,650	
Park Restoration	80,000	80,000			
Town Fund	2,900	2,900			
<b>CULTURE AND RECREATION TOTAL</b>	<b>\$1,181,900</b>	<b>\$331,250</b>	<b>\$0</b>	<b>\$850,650</b>	<b>\$0</b>
<b>GENERAL GOVERNMENT</b>					
Carroll Community College - Technology Improvements	\$365,000	\$365,000			
Carroll County 800MHz and 911 System	300,000		300,000		
County Building Systemic Renovations	450,000	225,000	225,000		
County Technology Improvements	400,000	400,000			
Historic Courthouse Elevator	500,000	89,364	410,636		
Library - Eldersburg Improvements	248,000	124,000		124,000	
Library - Technology Replacement	225,100	225,100			
Library - Westminster Branch Renovation	343,000	60,000		183,000	100,000
Parking Lot Overlays	400,000		400,000		
Records Management	153,000	153,000			
Voting Machines - Current	207,000	207,000			
Voting Machines - New Optical Scan	120,000	120,000			
Water Tanks and Dry Hydrants	100,000		100,000		
<b>GENERAL GOVERNMENT TOTAL</b>	<b>\$3,811,100</b>	<b>\$1,968,464</b>	<b>\$1,435,636</b>	<b>\$307,000</b>	<b>\$100,000</b>
<b>GRAND TOTAL</b>	<b>\$93,085,159</b>	<b>\$33,714,087</b>	<b>\$45,200,488</b>	<b>\$7,996,534</b>	<b>\$6,174,050</b>

**COMMUNITY INVESTMENT PLAN FOR FISCAL YEARS 2010 TO 2015**

**Adopted**

	Fiscal Year					Prior Allocation	Balance to Complete	Total Project Cost	
	2010	2011	2012	2013	2014				2015
<b>PUBLIC SCHOOLS:</b>									
<u>New Construction, Additions, Modernizations</u>									
Full Day Kindergarten Additions	\$0	\$0	\$91,000	\$1,653,000	\$96,000	\$1,736,000	\$0	\$3,738,000	\$7,314,000
Mt. Airy Middle Modernization and Addition	8,050,000	0	24,846,000	5,266,000	0	0	0	0	38,162,000
Robert Moton Elementary Kindergarten Addition	199,000	3,527,000	0	0	0	0	0	0	3,726,000
South Carroll Elementary School	0	0	0	0	0	1,706,123	0	28,681,581	30,387,704
William Winchester Elementary Kindergarten Addition	4,058,000	0	0	0	0	0	205,000	0	4,263,000
Winfield Elementary Kindergarten Addition	2,215,000	0	0	0	0	0	156,000	0	2,371,000
<b>Construction Total</b>	<b>\$14,522,000</b>	<b>\$3,527,000</b>	<b>\$24,937,000</b>	<b>\$6,919,000</b>	<b>\$96,000</b>	<b>\$3,442,123</b>	<b>\$361,000</b>	<b>\$32,419,581</b>	<b>\$86,223,704</b>
<u>Other Projects</u>									
Barrier Free Modifications	\$35,000	\$37,000	\$39,000	\$41,000	\$43,000	\$45,000	\$0	\$0	\$240,000
Hampstead Elementary HVAC Replacement	150,000	1,894,000	0	0	0	0	0	0	2,044,000
Hampstead Elementary Roof Replacement	250,000	1,050,000	0	0	0	0	0	0	1,300,000
HVAC - Improvements and Replacements	0	250,000	2,295,000	2,320,000	2,345,000	2,370,000	0	0	9,580,000
Open Space Classroom Enclosure	501,000	0	0	0	0	0	8,000,000	0	8,501,000
Paving	290,000	298,000	307,000	315,000	330,000	340,000	0	0	1,880,000
Relocatable Classrooms	420,000	440,000	460,000	480,000	500,000	520,000	0	0	2,820,000
Roof Replacement-Mount Airy Elementary School	727,000	0	0	0	0	0	200,000	0	927,000
Roof Repairs	130,000	135,000	140,000	145,000	150,000	155,000	0	0	855,000
Roof Replacements	0	175,000	1,211,000	1,247,000	1,283,000	1,319,000	0	0	5,235,000
Technology Improvements	1,260,000	268,000	276,000	284,000	293,000	301,000	0	0	2,682,000
Transfer to Operating Budget for BOE Debt Service	9,690,170	12,634,698	14,641,554	15,793,469	13,507,050	13,952,528	0	0	80,219,470
<b>Other Projects Total</b>	<b>\$13,453,170</b>	<b>\$17,181,698</b>	<b>\$19,369,554</b>	<b>\$20,625,469</b>	<b>\$18,451,050</b>	<b>\$19,002,528</b>	<b>\$8,200,000</b>	<b>\$0</b>	<b>\$116,283,470</b>
<b>PUBLIC SCHOOLS TOTAL</b>	<b>\$27,975,170</b>	<b>\$20,708,698</b>	<b>\$44,306,554</b>	<b>\$27,544,469</b>	<b>\$18,547,050</b>	<b>\$22,444,651</b>	<b>\$8,561,000</b>	<b>\$32,419,581</b>	<b>\$202,507,174</b>
<b>SOURCES OF FUNDING:</b>									
Transfer from General Fund	\$1,296,000	\$843,000	\$876,000	\$909,000	\$943,000	\$976,000	\$200,000	\$0	\$6,043,000
Local Income Tax	10,015,170	12,969,698	14,987,554	16,149,469	13,880,050	14,337,528	0	0	82,339,470
Property Tax	0	0	0	0	0	0	8,000,000	0	8,000,000
Bonds	3,760,000	3,640,000	15,794,000	3,479,000	1,891,000	4,551,123	361,000	19,044,581	52,520,704
Reallocated Bonds	5,000,000	0	0	0	0	0	0	0	5,000,000
Reallocated GF Transfer	500,000	0	0	0	0	0	0	0	500,000
Reallocated Property Tax	3,500,000	0	0	0	0	0	0	0	3,500,000
Impact Fee - Schools	0	0	6,389,000	0	0	0	0	0	6,389,000
State Interagency Committee	3,904,000	3,256,000	6,260,000	7,007,000	1,833,000	2,580,000	0	13,375,000	38,215,000
<b>PUBLIC SCHOOLS TOTAL</b>	<b>\$27,975,170</b>	<b>\$20,708,698</b>	<b>\$44,306,554</b>	<b>\$27,544,469</b>	<b>\$18,547,050</b>	<b>\$22,444,651</b>	<b>\$8,561,000</b>	<b>\$32,419,581</b>	<b>\$202,507,174</b>

**COMMUNITY INVESTMENT PLAN FOR FISCAL YEARS 2010 TO 2015**

**Adopted**

	Fiscal Year						Prior Allocation	Balance to Complete	Total Project Cost
	2010	2011	2012	2013	2014	2015			
<b>CONSERVATION AND OPEN SPACE:</b>									
Agricultural Land Preservation	\$16,993,930	\$7,316,934	\$7,818,934	\$8,315,934	\$7,893,934	\$8,647,934	\$0	\$0	\$56,987,600
Environmental Compliance	420,000	100,000	100,000	100,000	100,000	100,000	355,000	0	1,275,000
Land Bank	5,737,461	3,000,000	3,000,000	3,000,000	3,000,000	3,000,000	0	0	20,737,461
Patapsco Road Watershed Project	717,000	625,000	6,000	6,000	6,000	0	617,400	0	1,977,400
Roadway Evaluation Studies	37,000	38,000	39,000	40,000	42,000	43,000	0	0	239,000
Rural Legacy	1,500,000	0	0	0	0	0	0	0	1,500,000
Storm Water Facility Reconstruction	540,000	552,700	570,500	588,000	600,000	618,000	0	0	3,469,200
Water Development	9,850,658	8,000,000	8,000,000	8,000,000	8,000,000	8,000,000	11,356,351	119,000,000	180,207,009
Watershed Assessment and Improvement (NPDES)	637,500	800,000	615,000	1,025,000	1,080,000	1,125,000	0	0	5,282,500
<b>CONSERVATION AND OPEN SPACE TOTAL</b>	<b>\$36,433,549</b>	<b>\$20,432,634</b>	<b>\$20,149,434</b>	<b>\$21,074,934</b>	<b>\$20,721,934</b>	<b>\$21,533,934</b>	<b>\$12,328,751</b>	<b>\$119,000,000</b>	<b>\$271,675,170</b>

**SOURCES OF FUNDING:**

Transfer from General Fund	\$37,000	\$38,000	\$39,000	\$40,000	\$42,000	\$43,000	\$149,342	\$0	\$388,342
Property Tax	4,207,600	4,683,600	5,160,600	5,632,600	5,185,600	5,914,600	0	0	30,784,600
Bonds	19,201,992	14,411,034	13,624,834	14,052,334	14,119,334	14,176,334	2,617,400	119,000,000	211,203,262
Reallocated Bonds	0	0	0	0	0	0	8,555,000	0	8,555,000
Reallocated GF Transfer	4,349,288	0	0	0	0	0	1,007,009	0	5,356,297
Reallocated Property Tax	5,887,669	0	0	0	0	0	0	0	5,887,669
Ag Transfer Tax	0	50,000	75,000	100,000	125,000	150,000	0	0	500,000
State Ag. Preservation (MALPF)	1,250,000	1,250,000	1,250,000	1,250,000	1,250,000	1,250,000	0	0	7,500,000
Grants (MDE, Rural Legacy, CDBG)	1,500,000	0	0	0	0	0	0	0	1,500,000
<b>CONSERVATION AND OPEN SPACE TOTAL</b>	<b>\$36,433,549</b>	<b>\$20,432,634</b>	<b>\$20,149,434</b>	<b>\$21,074,934</b>	<b>\$20,721,934</b>	<b>\$21,533,934</b>	<b>\$12,328,751</b>	<b>\$119,000,000</b>	<b>\$271,675,170</b>

**COMMUNITY INVESTMENT PLAN FOR FISCAL YEARS 2010 TO 2015**

Adopted

	Fiscal Year						Prior Allocation	Balance to Complete	Total Project Cost
	2010	2011	2012	2013	2014	2015			
<b>ROADS:</b>									
American Recovery and Reinvestment Act (ARRA)	\$2,579,250	\$0	\$0	\$0	\$0	\$0	\$0	\$0	\$2,579,250
Georgetown Boulevard	4,939,190	2,600,000	2,600,000	2,600,000	0	0	2,152,980	0	14,892,170
Highway Safety Improvements	85,000	90,000	95,000	100,000	105,000	110,000	0	0	585,000
Londontown Boulevard Improvements	3,500,000	0	0	0	0	0	0	0	3,500,000
Low Volume Road Improvements	1,227,000	1,444,000	1,484,000	1,639,000	1,512,000	1,558,000	0	0	8,864,000
Market Street Extended	450,000	0	0	0	0	1,430,000	995,000	0	2,875,000
Neighborhood Overlays	1,634,000	2,203,000	1,892,000	2,537,000	1,981,000	2,423,000	0	0	12,670,000
Overlays	5,843,000	5,064,000	5,758,000	5,689,000	5,458,000	5,994,000	0	0	33,806,000
Patapsco Road Drainage Improvements	0	0	0	0	600,000	0	0	0	600,000
Ridge Road Improvements	0	2,500,000	0	0	0	0	250,000	0	2,750,000
Route 26 Road Improvements for SCHS Fine Arts Addition	100,000	0	0	0	0	0	0	0	100,000
Small Drainage Structures	65,000	67,000	70,000	73,000	76,000	79,000	0	0	430,000
South Carroll Area Elementary School Road Improvements	0	0	0	0	0	175,000	0	800,000	975,000
Traffic Signal Installation	39,000	39,000	41,000	41,000	43,000	43,000	0	0	246,000
<b>ROADS TOTAL</b>	<b>\$20,461,440</b>	<b>\$14,007,000</b>	<b>\$11,940,000</b>	<b>\$12,679,000</b>	<b>\$9,775,000</b>	<b>\$11,812,000</b>	<b>\$3,397,980</b>	<b>\$800,000</b>	<b>\$84,872,420</b>
<b>SOURCES OF FUNDING:</b>									
Transfer from General Fund	\$579,000	\$39,000	\$41,000	\$41,000	\$43,000	\$43,000	\$0	\$0	\$786,000
Property Tax	0	0	0	0	0	0	995,000	0	995,000
Bonds	8,321,770	13,092,000	10,923,000	11,562,000	8,556,000	10,493,000	2,402,980	800,000	66,150,750
Transfer from IDA	300,000	0	0	0	0	0	0	0	300,000
Reallocated Bonds	6,540,774	0	0	0	0	0	0	0	6,540,774
Reallocated GF Transfer	254,646	0	0	0	0	0	0	0	254,646
Reallocated Property Tax	100,000	0	0	0	0	0	0	0	100,000
Highway Administration	176,000	176,000	176,000	176,000	176,000	176,000	0	0	1,056,000
Highway User Revenue	600,000	700,000	800,000	900,000	1,000,000	1,100,000	0	0	5,100,000
Federal Highway/Bridge Developer Funded	2,579,250	0	0	0	0	0	0	0	2,579,250
	1,010,000	0	0	0	0	0	0	0	1,010,000
<b>ROADS TOTAL</b>	<b>\$20,461,440</b>	<b>\$14,007,000</b>	<b>\$11,940,000</b>	<b>\$12,679,000</b>	<b>\$9,775,000</b>	<b>\$11,812,000</b>	<b>\$3,397,980</b>	<b>\$800,000</b>	<b>\$84,872,420</b>

**COMMUNITY INVESTMENT PLAN FOR FISCAL YEARS 2010 TO 2015**

**Adopted**

	Fiscal Year						Prior Allocation	Balance to Complete	Total Project Cost
	2010	2011	2012	2013	2014	2015			
<b>BRIDGES:</b>									
Babylon Road over Silver Run	\$720,000	\$0	\$0	\$0	\$0	\$0	\$182,000	\$0	\$902,000
Bixlers Church Road over Big Pipe Creek	0	193,000	581,000	0	0	0	0	0	774,000
Bridge Inspection and Inventory	0	44,000	0	46,000	0	48,000	0	0	138,000
Bridge Maintenance and Structural Repairs	38,000	40,000	42,000	44,000	46,000	48,000	0	0	258,000
Cape Horn Road over Unnamed Stream	0	0	0	0	0	378,000	0	0	378,000
Cleaning and Painting of Existing Bridge Structural Steel	50,000	52,000	54,000	56,000	58,000	60,000	0	0	330,000
Grand Valley Road over Unnamed Stream	403,000	0	0	0	0	0	90,000	0	493,000
Hughes Shop Road over Bear Branch	1,246,000	0	0	0	0	0	182,000	0	1,428,000
McKinstry's Mill Road over Sam's Creek	765,000	0	0	0	0	0	182,000	0	947,000
Shepherds Mill over Little Pipe Creek	0	0	0	0	0	190,000	0	738,000	928,000
Stone Chapel Road over Little Pipe Creek	0	0	0	0	157,000	603,000	0	0	760,000
White Rock Road over Piney Run	0	0	140,000	436,000	0	0	0	0	576,000
<b>BRIDGES TOTAL</b>	<b>\$3,222,000</b>	<b>\$329,000</b>	<b>\$817,000</b>	<b>\$582,000</b>	<b>\$261,000</b>	<b>\$1,327,000</b>	<b>\$636,000</b>	<b>\$738,000</b>	<b>\$7,912,000</b>

**SOURCES OF FUNDING:**

Transfer from General Fund	\$88,000	\$136,000	\$96,000	\$146,000	\$104,000	\$156,000	\$0	\$0	\$726,000
Property Tax	0	0	0	0	0	0	36,400	0	36,400
Bonds	917,518	38,600	144,200	87,200	31,400	536,600	162,800	147,600	2,065,918
Reallocated Bonds	22,798	0	0	0	0	0	0	0	22,798
Highway Administration	8,884	0	0	0	0	0	0	0	8,884
Federal Highway/Bridge	2,184,800	154,400	576,800	348,800	125,600	634,400	436,800	590,400	5,052,000
<b>BRIDGES TOTAL</b>	<b>\$3,222,000</b>	<b>\$329,000</b>	<b>\$817,000</b>	<b>\$582,000</b>	<b>\$261,000</b>	<b>\$1,327,000</b>	<b>\$636,000</b>	<b>\$738,000</b>	<b>\$7,912,000</b>

**Public Works Summary**

**COMMUNITY INVESTMENT PLAN FOR FISCAL YEARS 2010 TO 2015**

	Fiscal Year						Prior Allocation	Balance to Complete	Total Project Cost
	2010	2011	2012	2013	2014	2015			
<b>PUBLIC WORKS</b>									
Roads	\$20,461,440	\$14,007,000	\$11,940,000	\$12,679,000	\$9,775,000	\$11,812,000	\$3,397,980	\$800,000	\$84,872,420
Bridges	3,222,000	329,000	817,000	582,000	261,000	1,327,000	636,000	738,000	7,912,000
<b>PUBLIC WORKS TOTAL</b>	<b>\$23,683,440</b>	<b>\$14,336,000</b>	<b>\$12,757,000</b>	<b>\$13,261,000</b>	<b>\$10,036,000</b>	<b>\$13,139,000</b>	<b>\$4,033,980</b>	<b>\$1,538,000</b>	<b>\$92,784,420</b>

**SOURCES OF FUNDING**

Transfer from General Fund	\$667,000	\$175,000	\$137,000	\$187,000	\$147,000	\$199,000	\$0	\$0	\$1,512,000
Property Tax	0	0	0	0	0	0	1,031,400	0	1,031,400
Bonds	9,239,288	13,130,600	11,067,200	11,649,200	8,587,400	11,029,600	2,565,780	947,600	68,216,668
Transfer from IDA	300,000	0	0	0	0	0	0	0	300,000
Reallocated Bonds	6,563,572	0	0	0	0	0	0	0	6,563,572
Reallocated GF Transfer	254,646	0	0	0	0	0	0	0	254,646
Reallocated Property Tax	100,000	0	0	0	0	0	0	0	100,000
Highway Administration	184,884	176,000	176,000	176,000	176,000	176,000	0	0	1,064,884
Highway User Revenue	600,000	700,000	800,000	900,000	1,000,000	1,100,000	0	0	5,100,000
Federal Highway/Bridge	4,764,050	154,400	576,800	348,800	125,600	634,400	436,800	590,400	7,631,250
Developer Funded	1,010,000	0	0	0	0	0	0	0	1,010,000
<b>PUBLIC WORKS TOTAL</b>	<b>\$23,683,440</b>	<b>\$14,336,000</b>	<b>\$12,757,000</b>	<b>\$13,261,000</b>	<b>\$10,036,000</b>	<b>\$13,139,000</b>	<b>\$4,033,980</b>	<b>\$1,538,000</b>	<b>\$92,784,420</b>

**COMMUNITY INVESTMENT PLAN FOR FISCAL YEARS 2010 TO 2015**

Adopted

	Fiscal Year						Prior Allocation	Balance to Complete	Total Project Cost
	2010	2011	2012	2013	2014	2015			
<b>CULTURE AND RECREATION:</b>									
Bear Branch Nature Center Parking Lot Construction	\$70,000	\$0	\$0	\$0	\$0	\$0	\$0	\$0	\$70,000
Bennett Cerf Park Revitalization	0	215,000	0	0	0	0	64,950	0	279,950
Community Self-Help Projects	60,000	62,000	64,000	66,000	68,000	70,000	0	0	390,000
Krimgold Park	969,000	0	0	0	0	0	4,820,550	0	5,789,550
Park Restoration	80,000	0	84,500	87,000	90,000	93,000	0	0	434,500
Piney Run Park Pavement Overlay	0	273,000	0	0	0	0	0	0	273,000
Parkland Development (POS) County	0	157,500	165,000	165,000	172,500	172,500	0	0	832,500
Tot Lot Replacement	0	0	76,000	0	94,000	0	184,238	0	354,238
Town Fund	2,900	2,900	3,100	3,100	3,100	3,500	0	0	18,600
<b>CULTURE AND RECREATION TOTAL</b>	<b>\$1,181,900</b>	<b>\$710,400</b>	<b>\$392,600</b>	<b>\$321,100</b>	<b>\$427,600</b>	<b>\$339,000</b>	<b>\$5,069,738</b>	<b>\$0</b>	<b>\$8,442,338</b>
<b>SOURCES OF FUNDING:</b>									
Transfer from General Fund	\$149,900	\$337,900	\$159,200	\$156,100	\$170,500	\$166,500	\$214,951	\$0	\$1,355,051
Property Tax	0	0	0	0	0	0	606,747	0	606,747
Reallocated GF Transfer	22,300	0	0	0	0	0	0	0	22,300
Reallocated Property Tax	91,586	0	0	0	0	0	0	0	91,586
Impact Fee - Parks	0	28,000	0	0	0	0	1,276,567	0	1,304,567
Reallocated Impact Fee - Parks	67,464	0	0	0	0	0	0	0	67,464
Reallocated Program Open Space	787,650	0	68,400	0	84,600	0	2,758,696	0	3,699,346
Program Open Space	0	0	0	0	0	0	212,777	0	212,777
POS - Park Development	63,000	344,500	165,000	165,000	172,500	172,500	0	0	1,082,500
<b>CULTURE AND RECREATION TOTAL</b>	<b>\$1,181,900</b>	<b>\$710,400</b>	<b>\$392,600</b>	<b>\$321,100</b>	<b>\$427,600</b>	<b>\$339,000</b>	<b>\$5,069,738</b>	<b>\$0</b>	<b>\$8,442,338</b>

**COMMUNITY INVESTMENT PLAN FOR FISCAL YEARS 2010 TO 2015**

Adopted

	Fiscal Year						Prior Allocation	Balance to Complete	Total Project Cost
	2010	2011	2012	2013	2014	2015			
<b>GENERAL GOVERNMENT:</b>									
Carroll Community College - Technology Improvements	\$365,000	\$376,000	\$387,000	\$399,000	\$411,000	\$423,000	\$0	\$0	\$2,361,000
Carroll County 800MHz and 911 System	300,000	725,000	3,225,000	22,500,000	0	0	3,384,468	0	30,134,468
County Building Systemic Renovations	450,000	464,000	478,000	492,000	507,000	522,000	0	0	2,913,000
County Phone System Replacement	0	0	850,000	0	0	0	0	0	850,000
County Technology Improvements	400,000	412,000	425,000	442,000	780,000	446,000	0	0	2,905,000
Detention Center Renovation	0	0	250,000	0	0	0	0	0	250,000
Fleet Management-Lift Replacements	0	0	75,000	0	55,000	0	0	0	130,000
GIS Digital Orthophotography	0	172,000	0	182,000	0	194,000	0	0	548,000
Hampstead Industrial Wastewater Treatment Plant	0	0	0	7,000,000	0	0	0	0	7,000,000
Historic Courthouse Elevator	500,000	0	0	0	0	0	0	0	500,000
Humane Society-Kennel Expansion	0	330,000	0	0	0	0	0	0	330,000
Library - Eldersburg Improvements	248,000	0	0	0	0	0	0	0	248,000
Library - Technology Replacement	225,100	231,900	238,900	287,000	295,600	304,500	0	0	1,583,000
Library - Westminster Branch Renovation	343,000	0	0	0	0	0	872,000	0	1,215,000
Parking Lot Overlays	400,000	50,000	53,000	56,000	59,000	62,000	0	0	680,000
Records Management	153,000	56,000	57,000	40,000	0	0	153,000	0	459,000
South Carroll Elementary School Utility Mains	0	0	0	0	0	75,000	0	604,000	679,000
Voting Machines - Current	207,000	0	0	0	0	0	937,045	0	1,144,045
Voting Machines - New Optical Scan	120,000	120,000	120,000	120,000	120,000	0	0	0	600,000
Water Tanks and Dry Hydrants	100,000	105,000	110,000	116,000	122,000	128,000	0	0	681,000
<b>GENERAL GOVERNMENT TOTAL</b>	<b>\$3,811,100</b>	<b>\$3,041,900</b>	<b>\$6,268,900</b>	<b>\$31,634,000</b>	<b>\$2,349,600</b>	<b>\$2,154,500</b>	<b>\$5,346,513</b>	<b>\$604,000</b>	<b>\$55,210,513</b>
<b>SOURCES OF FUNDING:</b>									
Transfer from General Fund	\$1,161,157	\$1,649,900	\$1,519,900	\$1,772,000	\$1,919,100	\$1,690,500	\$1,271,413	\$0	\$10,983,970
Property Tax	0	0	0	0	0	0	1,503,100	0	1,503,100
Bonds	1,022,902	1,392,000	4,749,000	29,862,000	430,500	464,000	1,850,000	604,000	40,374,402
Reallocated Bonds	412,734	0	0	0	0	0	0	0	412,734
Reallocated GF Transfer	660,180	0	0	0	0	0	0	0	660,180
Reallocated Property Tax	147,128	0	0	0	0	0	0	0	147,128
MD Library Development	307,000	0	0	0	0	0	572,000	0	879,000
Private	100,000	0	0	0	0	0	150,000	0	250,000
<b>GENERAL GOVERNMENT TOTAL</b>	<b>\$3,811,100</b>	<b>\$3,041,900</b>	<b>\$6,268,900</b>	<b>\$31,634,000</b>	<b>\$2,349,600</b>	<b>\$2,154,500</b>	<b>\$5,346,513</b>	<b>\$604,000</b>	<b>\$55,210,513</b>

**COMMUNITY INVESTMENT PLAN FOR FISCAL YEARS 2010 to 2015**  
**Adopted- Capital Fund**

	Fiscal Year						Prior Allocation	Balance to Complete	Total Project Cost
	2010	2011	2012	2013	2014	2015			
<b>GRAND TOTAL-USES</b>	<b>\$93,085,159</b>	<b>\$59,229,632</b>	<b>\$83,874,488</b>	<b>\$93,835,503</b>	<b>\$52,082,184</b>	<b>\$59,611,085</b>	<b>\$35,339,982</b>	<b>\$153,561,581</b>	<b>\$630,619,615</b>
<b>SOURCE OF FUNDING</b>									
<b>-LOCAL-</b>									
Transfer from General Fund	\$3,311,057	\$3,043,800	\$2,731,100	\$3,064,100	\$3,221,600	\$3,075,000	\$1,835,706	\$0	\$20,282,363
Local Income Tax	10,015,170	12,969,698	14,987,554	16,149,469	13,880,050	14,337,528	0	0	82,339,470
Property Tax	4,207,600	4,683,600	5,160,600	5,632,600	5,185,600	5,914,600	11,141,247	0	41,925,847
Bonds	33,224,182	32,573,634	45,235,034	59,042,534	25,028,234	30,221,057	7,394,180	139,596,181	372,315,036
Transfer from IDA	300,000	0	0	0	0	0	0	0	300,000
Reallocated Bonds	11,976,306	0	0	0	0	0	8,555,000	0	20,531,306
Reallocated GF Transfer	5,786,413	0	0	0	0	0	1,007,009	0	6,793,422
Reallocated Property Tax	9,726,383	0	0	0	0	0	0	0	9,726,383
Impact Fee - Parks	0	28,000	0	0	0	0	1,276,567	0	1,304,567
Impact Fee - Schools	0	0	6,389,000	0	0	0	0	0	6,389,000
Reallocated Impact Fee - Parks	67,464	0	0	0	0	0	0	0	67,464
Ag Transfer Tax	0	50,000	75,000	100,000	125,000	150,000	0	0	500,000
<b>LOCAL TOTAL</b>	<b>\$78,614,575</b>	<b>\$53,348,732</b>	<b>\$74,578,288</b>	<b>\$83,988,703</b>	<b>\$47,440,484</b>	<b>\$53,698,185</b>	<b>\$31,209,709</b>	<b>\$139,596,181</b>	<b>\$562,474,858</b>
<b>-STATE-</b>									
Highway Administration	\$184,884	\$176,000	\$176,000	\$176,000	\$176,000	\$176,000	\$0	\$0	\$1,064,884
MD Library Development	307,000	0	0	0	0	0	572,000	0	879,000
State Interagency Committee	3,904,000	3,256,000	6,260,000	7,007,000	1,833,000	2,580,000	0	13,375,000	38,215,000
Agricultural Preservation	1,250,000	1,250,000	1,250,000	1,250,000	1,250,000	1,250,000	0	0	7,500,000
Highway User Revenue	600,000	700,000	800,000	900,000	1,000,000	1,100,000	0	0	5,100,000
Reallocated Program Open Space	787,650	0	68,400	0	84,600	0	2,758,696	0	3,699,346
Program Open Space	0	0	0	0	0	0	212,777	0	212,777
POS - Park Development	63,000	344,500	165,000	165,000	172,500	172,500	0	0	1,082,500
<b>STATE TOTAL</b>	<b>\$7,096,534</b>	<b>\$5,726,500</b>	<b>\$8,719,400</b>	<b>\$9,498,000</b>	<b>\$4,516,100</b>	<b>\$5,278,500</b>	<b>\$3,543,473</b>	<b>\$13,375,000</b>	<b>\$57,753,507</b>
<b>-FEDERAL-</b>									
Federal Highway/Bridge	\$4,764,050	\$154,400	\$576,800	\$348,800	\$125,600	\$634,400	\$436,800	\$590,400	\$7,631,250
<b>FEDERAL TOTAL</b>	<b>\$4,764,050</b>	<b>\$154,400</b>	<b>\$576,800</b>	<b>\$348,800</b>	<b>\$125,600</b>	<b>\$634,400</b>	<b>\$436,800</b>	<b>\$590,400</b>	<b>\$7,631,250</b>
<b>-OTHER-</b>									
Developer Funded	\$1,010,000	\$0	\$0	\$0	\$0	\$0	\$0	\$0	\$1,010,000
Grants (MDE, CDBG, Rural Legacy)	1,500,000	0	0	0	0	0	0	0	1,500,000
Private	100,000	0	0	0	0	0	150,000	0	250,000
<b>OTHER TOTAL</b>	<b>\$2,610,000</b>	<b>\$0</b>	<b>\$0</b>	<b>\$0</b>	<b>\$0</b>	<b>\$0</b>	<b>\$150,000</b>	<b>\$0</b>	<b>\$2,760,000</b>
<b>GRAND TOTAL SOURCES</b>	<b>\$93,085,159</b>	<b>\$59,229,632</b>	<b>\$83,874,488</b>	<b>\$93,835,503</b>	<b>\$52,082,184</b>	<b>\$59,611,085</b>	<b>\$35,339,982</b>	<b>\$153,561,581</b>	<b>\$630,619,615</b>