

Reading a Capital Budget Page

Project title

Capital project number assigned

Description of project purpose and scope

Shows project phases and planned funding by category and year

Specific source of funds for project by year

Shows projected impacts to the operating budget

Previous years funding

Estimated funding beyond the current CIP

Project total

Total funding for project

Leister Park (formerly North Carroll Recreational Park)
Christine Cruz, Budget Analyst (410) 386-2082 8121

This project provides funding to develop the Leister property into a new park to serve the Hampstead/Manchester communities. While it will be a multi-purpose park, its primary purpose will be to provide passive recreation opportunities similar to Piney Run and Hashawha. Development of the park will include two baseball/softball fields, one multi-purpose field, pavilions, tot lots, bike paths and trails.

Projected operating impacts include: on-going maintenance costs including field maintenance, mowing, trash removal and spot-a-pots.

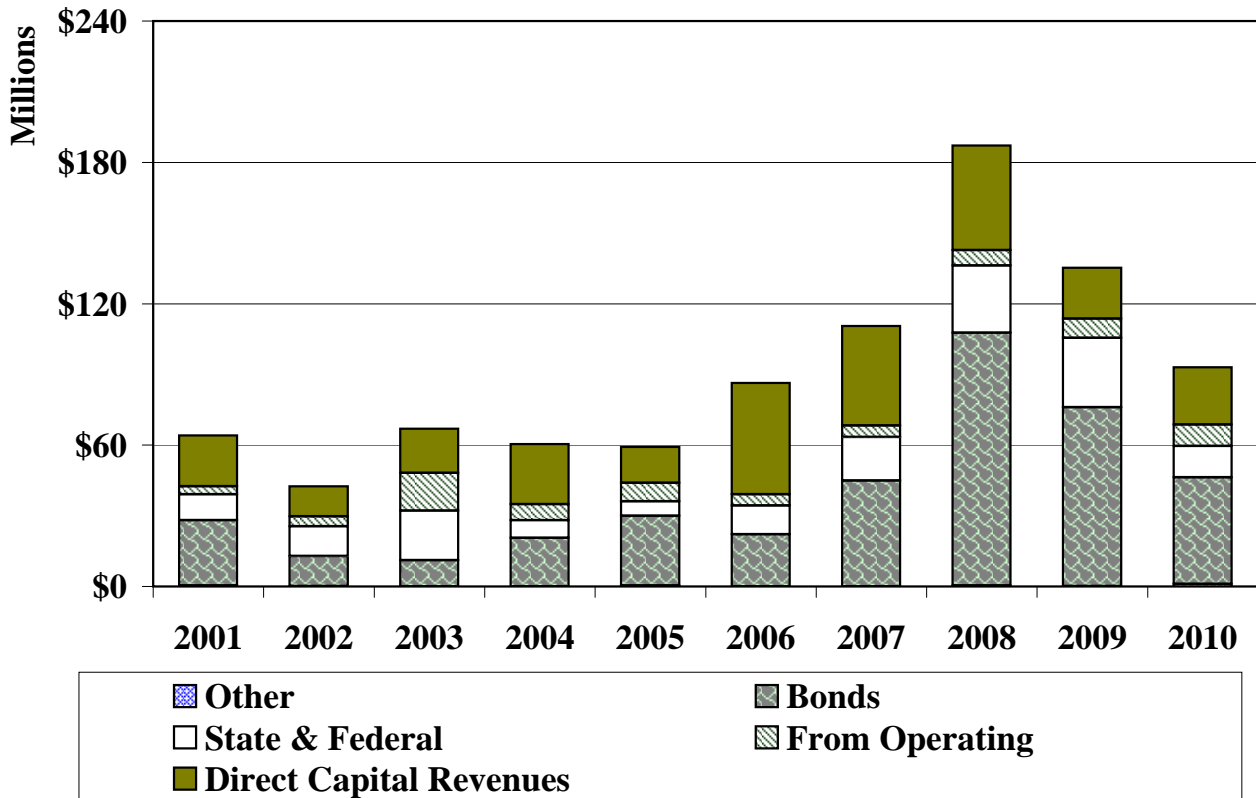
	FY xx	FY xx	FY xx	FY xx	FY xx	FY xx	Prior Allocation	Balance to Complete	Total Project Cost
Engineering/Design	70,000								70,000
Land Acquisition							1,106,931		1,106,931
Site Work									0
Construction		350,000	350,000						700,000
Equipment/Furnishings									0
Other			61,600						61,600
EXPENDITURES									
TOTAL	70,000	350,000	411,600	0	0	0	1,106,931	0	1,938,531
SOURCES OF FUNDS									
Transfer from General Fund									0
Impact Fee - Parks	70,000	262,500	308,700				1,758		642,958
POS - Land Acquisition							1,105,173		1,105,173
POS - Park Development		87,500	102,900						190,400
PROJECTED OPERATING IMPACTS	0	0	0	37,702	38,834	39,926			

An individual page is developed for each project approved or planned in the community investment plan and is presented in one of six budget categories: General Government, Culture and Recreation, Roads and Bridges, Public Schools, Conservation and Open Space, and Enterprise Funds. The typical budget page describes the scope of the project, prior and planned appropriations broken down by phase and funding source, and estimated operating impacts over a six-year period.

FY 08-FY 10 Capital Budget Revenues

Revenue Source	Fiscal Year			\$ Change FY 09 to FY 10
	2008 Budget	2009 Budget	2010 Budget	
Local				
Transfer from GF	\$6,453,190	\$5,539,700	\$3,311,057	(\$2,228,643)
Local Income Tax	9,833,697	7,806,000	10,015,170	2,209,170
Property Tax	22,086,700	3,860,000	4,207,600	347,600
Bonds	107,351,630	44,543,742	33,224,182	(11,319,560)
Bond Interest	2,324,500	2,500,000	0	(2,500,000)
Transfer from IDA	0	0	300,000	300,000
Reallocated Bonds	0	31,400,876	11,976,306	(19,424,570)
Reallocated GF Transfer	30,465	2,618,345	5,786,413	3,168,068
Reallocated Property Tax	0	6,631,753	9,726,383	3,094,630
Impact Fee - Schools	9,000,000	0	0	0
Reallocated Impact Fee - Parks	134,045	181,975	67,464	(114,511)
Ag Transfer Tax	1,000,000	600,000	0	(600,000)
LOCAL TOTAL	\$158,214,227	\$105,682,391	\$78,614,575	(\$27,067,816)
State				
Highway Administration	\$176,000	\$176,000	\$184,884	\$8,884
MD Higher Ed. Comm.	19,760,000	0	0	0
MD Library Development	150,000	437,000	307,000	(130,000)
State Interagency Committee	1,711,670	25,384,000	3,904,000	(21,480,000)
Agriculture Preservation (MALPF)	3,500,000	1,250,000	1,250,000	0
Highway User Revenue	500,000	500,000	600,000	100,000
Reallocated Program Open Space	0	127,530	787,650	660,120
Program Open Space	2,222,810	429,850	63,000	(366,850)
Rural Legacy	0	750,000	1,500,000	750,000
STATE TOTAL	\$28,020,480	\$29,054,380	\$8,596,534	(\$20,457,846)
Federal				
Federal Highway/Bridge	\$527,800	\$411,200	\$4,764,050	\$4,352,850
FEDERAL TOTAL	\$527,800	\$411,200	\$4,764,050	\$4,352,850
Other				
Developer Funded	\$100,000	\$150,000	\$1,010,000	\$860,000
Private	265,400	0	100,000	100,000
OTHER TOTAL	\$365,400	\$150,000	\$1,110,000	\$960,000
GRAND TOTAL SOURCES	\$187,127,907	\$135,297,971	\$93,085,159	(\$42,212,812)

Capital Budget Revenues



This chart shows the capital budget by revenue source for fiscal years 2001 to 2010.

From Operating includes current and prior year revenues from local sources transferred to the Capital Fund, including transfers from the General Fund and reallocated General Fund transfers.

State & Federal includes funds from sources such as the State School construction program, Program Open Space, Highway User Revenue, Rural Legacy Grants, State Agricultural Preservation (MALPF), and State Highway Administration.

Bonds include new and reallocated general obligation bonds.

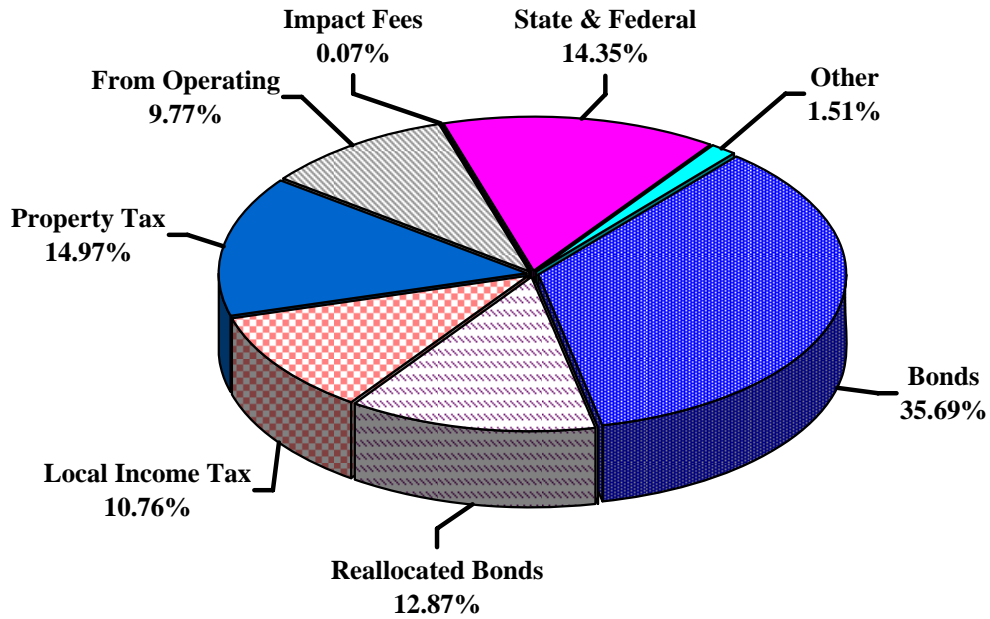
Direct Capital Revenues include funds earmarked by the Commissioners for use in the Capital Fund. These revenues are appropriated directly to the Capital Fund rather than being transferred from the General Fund. Local Income tax revenue collected, approximately 9.1%, is appropriated for school construction. Generally, 3% of Real Property tax revenue is dedicated to Agriculture Preservation and a portion is used to pay debt service in the General Fund for Agriculture Preservation. In Fiscal Years FY 06, FY 07 and FY 08 an additional \$31 million, \$25 million and \$19 million, respectively, in real property tax was appropriated directly to the Capital Fund for various one-time expenditures. In FY 09 the County returned to appropriating 3% of real property tax to the Capital Fund. One additional revenue included in this group is Impact Fees, which are growth-related fees collected for schools and parks.

Other consists of revenues such as grants, developer contributions and private and community contributions.

Capital Budget Revenues

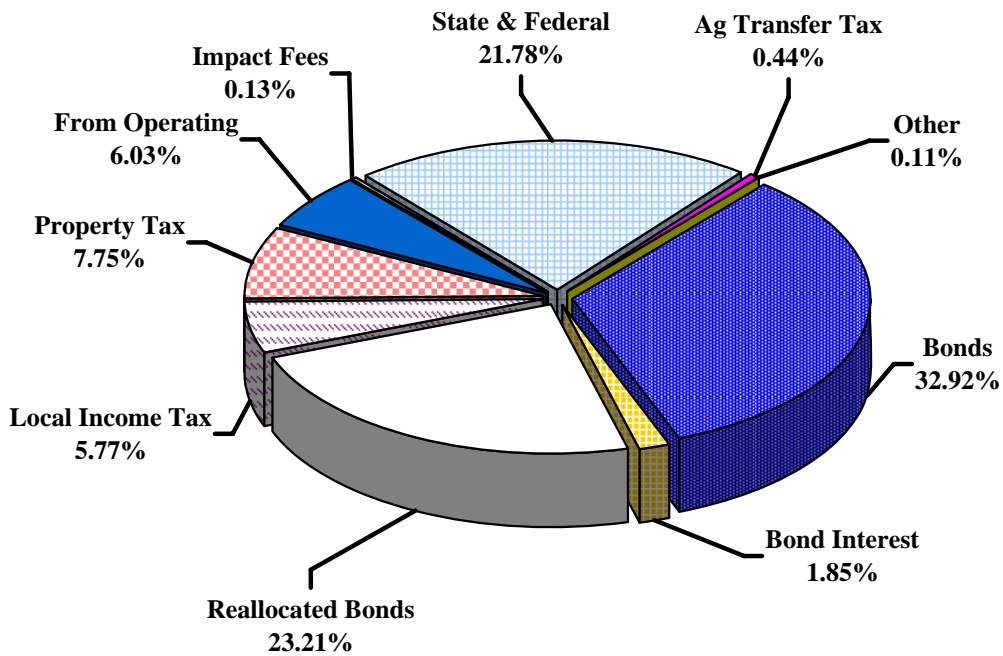
Fiscal Year 2010 Budget

\$93,085,159



Fiscal Year 2009 Budget

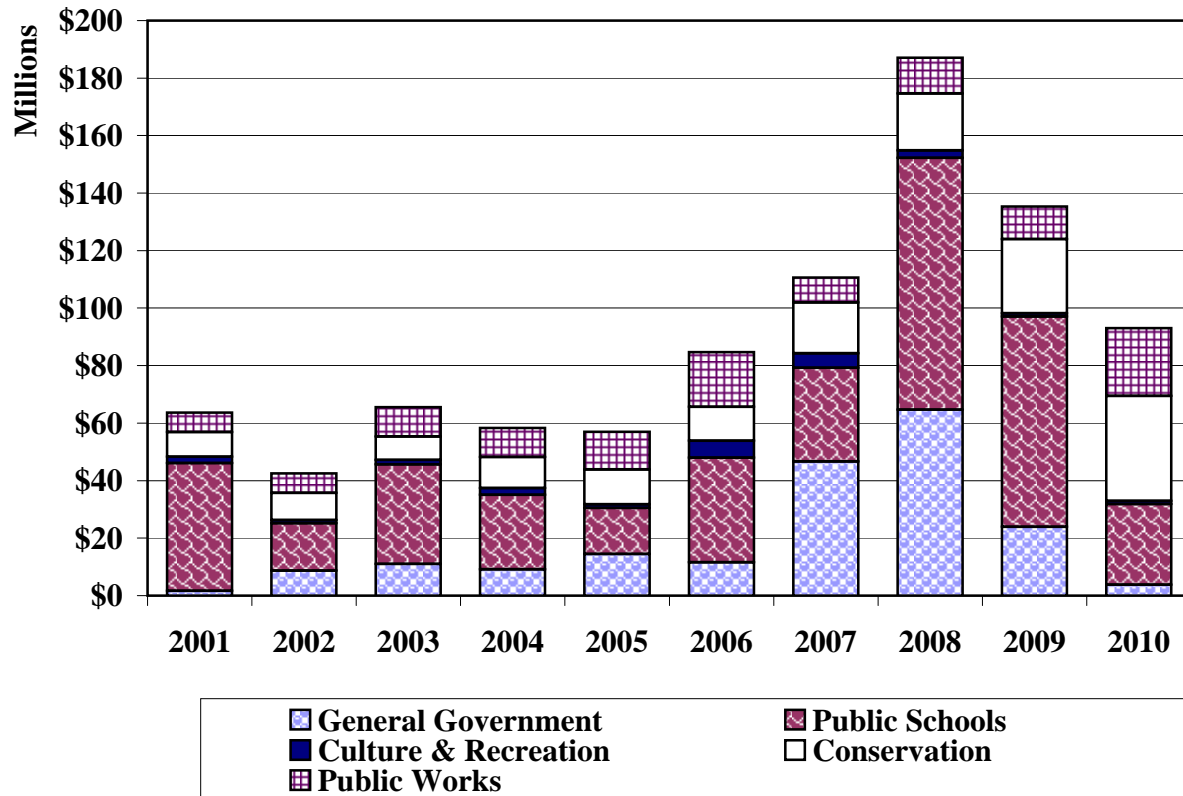
\$135,297,971



FY 08-FY 10 Capital Budget Appropriations

Appropriation Area	Fiscal Year			\$ Change FY 09 to FY 10
	2008 Budget	2009 Budget	2010 Budget	
<u>Public Schools</u>	\$87,589,597	\$73,152,000	\$27,975,170	(\$45,176,830)
<u>Conservation & Open Space</u>	\$19,876,400	\$25,749,009	\$36,433,549	\$10,684,540
<u>Public Works</u>				
Roads	\$11,044,000	\$10,298,000	\$20,461,440	\$10,163,440
Bridges	1,412,000	1,066,407	3,222,000	2,155,593
Public Works Total	\$12,456,000	\$11,364,407	\$23,683,440	\$12,319,033
<u>Culture & Recreation</u>	\$2,563,920	\$1,100,155	\$1,181,900	\$81,745
<u>General Government</u>				
Community College	\$34,276,300	\$354,600	\$365,000	\$10,400
County Facilities	4,735,590	15,635,800	2,330,000	(13,305,800)
Criminal Justice/Public Safety	23,985,000	6,854,700	300,000	(6,554,700)
Farm Museum	77,900	24,000	0	(24,000)
Libraries/Senior Centers	1,567,200	1,063,300	816,100	(247,200)
General Government Total	\$64,641,990	\$23,932,400	\$3,811,100	(\$20,121,300)
<u>Grand Total Appropriations</u>	\$187,127,907	\$135,297,971	\$93,085,159	(\$42,212,812)

Capital Budget Appropriations



This chart shows appropriations to the five principal aggregations in the Capital Budget for Fiscal Years 2001 through 2010.

Public Schools includes school construction, renovation and modernization projects.

Conservation includes agricultural preservation and easement programs, reservoir land purchases, and acquisition of property for other County uses, which may include future roadway easements and

Public Works includes projects for the maintenance and construction of roads and bridges.

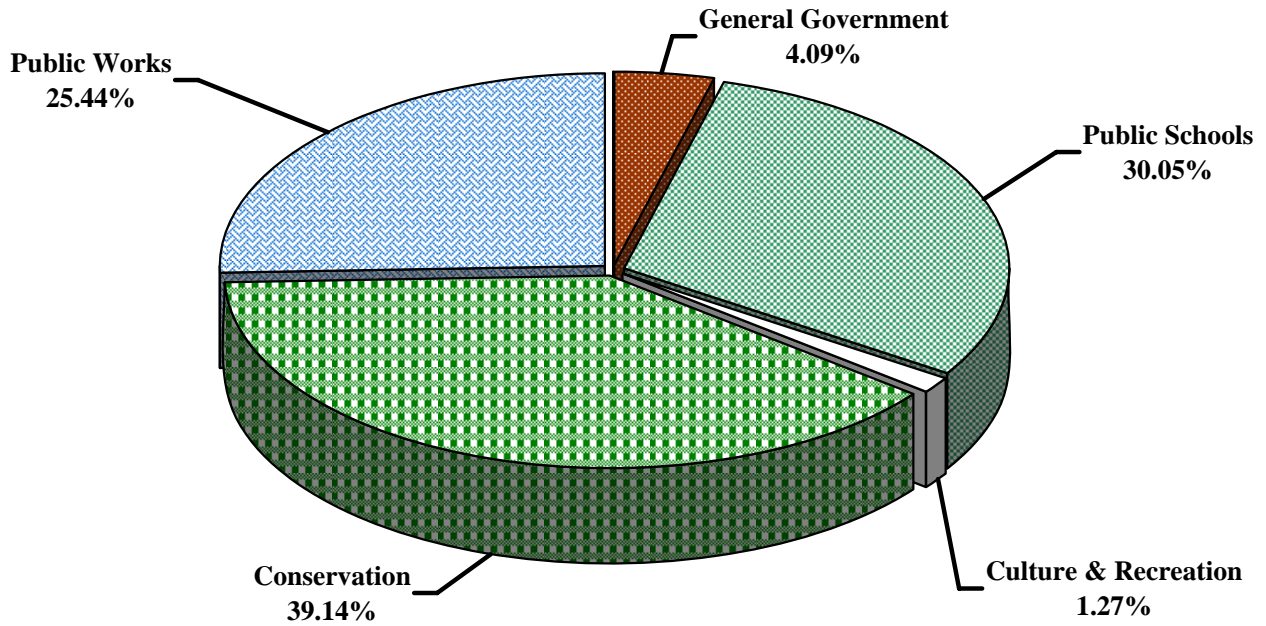
Culture and Recreation includes the purchase of land for parks, development of parks, ballfields and Self Help projects.

General Government includes County buildings, Farm Museum, Public Safety Training Center, Community College and Carroll County Public Library projects.

Capital Budget Appropriations

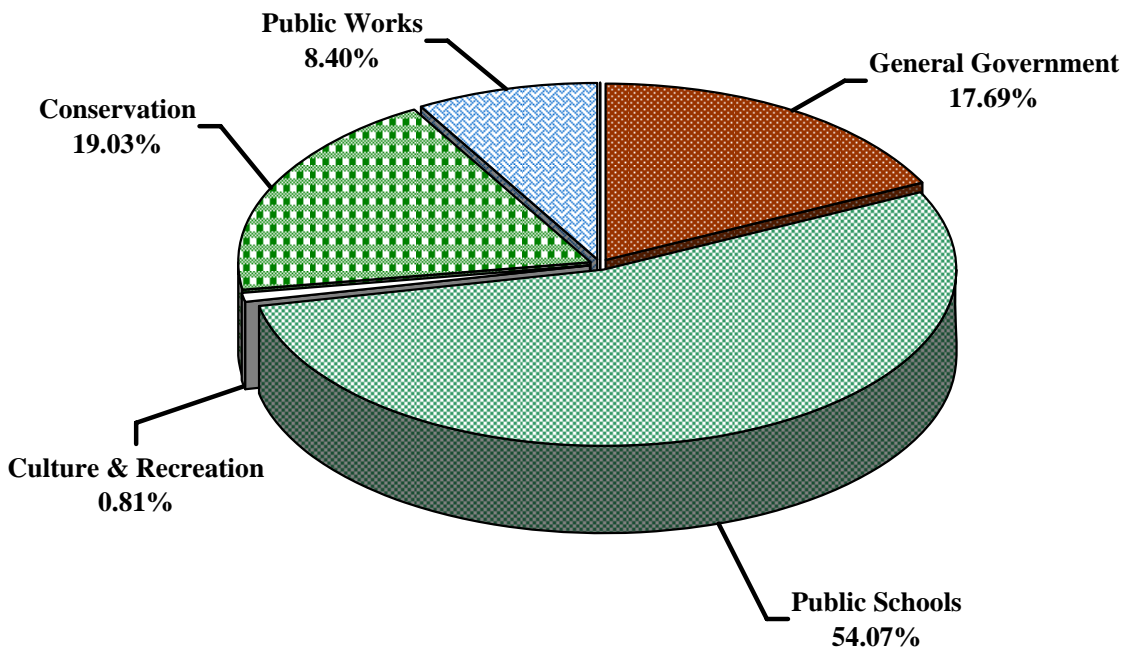
Fiscal Year 2010 Budget

\$93,085,159



Fiscal Year 2009 Budget

\$135,297,971



COMMUNITY INVESTMENT PLAN - Schedule of Reappropriations
Fiscal Year 2010

Reappropriations may occur when there are unspent budgeted funds from a completed or cancelled project or when there is an unallocated project that holds funds for a future use.

From	Project		Amount/Source		
	To	Current	Bonds	Other	
8131 Warfield Road over Morgan Run	8322 Babylon Rd over Silver Run		\$15,896.31		
8324 Sullivan Road over Patapsco	8322 Babylon Rd over Silver Run		6,901.70		
8033 Starner's Dam Bridge	8322 Babylon Rd over Silver Run				8,883.94
9799 Bear Run Road Bridge	8354 Low Volume Road Improvements			206,230.34	
9958 Drug Treatment Facility	8060 Voting Machines - Current	137,000.00			
8273 Public Works Asset System	9648 County Technology Improvements	400,000.00			
8273 Public Works Asset System	8274 Records Management	153,000.00			
8273 Public Works Asset System	8271 Library Westminster Branch Renovation	17,000.00			
8265 Voice Mail	8271 Library Westminster Branch Renovation	10,943.45			
8146 FSK Waste Water Pumping Station	8359 Historic Courthouse Elevator	79,236.15			
8168 Winchester Bldg Elevator	8359 Historic Courthouse Elevator		131,400.00		
8209 911 Workstations	8359 Historic Courthouse Elevator	10,128.08			
8225 CCC Building #4	8359 Historic Courthouse Elevator		273,773.28		
9941 Courthouse Renovation	8359 Historic Courthouse Elevator		5,462.49		
8113 Farm Museum Electrical Upgrade	9954 County Building Systemic Renovations		2,098.17		
8283 Englar Road	8023 Georgetown Boulevard		900,002.00		
9877 MacBeth Way	8023 Georgetown Boulevard	254,646.33	169,668.04		
9878 Westminster Area Alternate Road Plan	8023 Georgetown Boulevard		3,200,733.33		
9966 Monroe Phase I	8023 Georgetown Boulevard		379,140.00		
8316 Dickenson Road	8023 Georgetown Boulevard		35,000.00		
9966 Monroe Phase I	8353 Londontown Boulevard		1,650,000.00		
8278 Middlebrooke Trail	9926 Krimgold Park	22,300.00		201,600.00	
9870 Gillis Falls Park	9926 Krimgold Park	159,050.02		221,050.00	
8315 POS Unallocated	9926 Krimgold Park			365,000.00	
8182 Overlays 06	8357 Route 26 Road Improvements for SCFA Addition	100,000.00			
8133 Manchester Valley High School	8348 Mt Airy Middle Modernization and Addition	3,000,000.00	5,000,000.00		
8133 Manchester Valley High School	9792 Technology Improvements	1,000,000.00			
8033 Starner's Dam Bridge	9007 Agricultural Land Preservation	288,649.58			
8059 Taneytown Library	9007 Agricultural Land Preservation	110,590.00			
8062 South Carroll Senior and Community Center	9007 Agricultural Land Preservation	1,000,000.00			
8118 Criminal Justice Building	9007 Agricultural Land Preservation	69,611.82			
8175 West Carroll	9007 Agricultural Land Preservation	250,000.00			
8179 John Pickett Rd	9007 Agricultural Land Preservation	1,000,000.00			
8182 Overlays 06	9007 Agricultural Land Preservation	5,392.11			
8246 New Windsor Office	9007 Agricultural Land Preservation	700,000.00			
8284 Low Volume Roads 08	9007 Agricultural Land Preservation	88,513.29			
8285 Neighborhood Overlays 08	9007 Agricultural Land Preservation	23,200.66			
8286 Overlays 08	9007 Agricultural Land Preservation	1,119,493.24			
8294 Water Development	9007 Agricultural Land Preservation	1,850,657.76			
9002 Land Bank	9007 Agricultural Land Preservation	2,737,460.73			
9004 Reservoir Land	9007 Agricultural Land Preservation	194,269.81			
9784 Finksburg Library	9007 Agricultural Land Preservation	180,000.00			
9797 Shepherd's Mill Road	9007 Agricultural Land Preservation	163,664.98			
9799 Bear Run Road Bridge	9007 Agricultural Land Preservation	217,701.66			
9875 MD 26 Service Roads	9007 Agricultural Land Preservation	172,750.67			
9920 NPDES	9007 Agricultural Land Preservation	65,000.00			
	Total		\$15,580,260.34	\$11,976,305.66	\$796,533.94

**Community Investment Plan FOR FISCAL YEAR 2010
Adopted**

	Total 2010	Source of Funding			Federal & Other
		Other	Bonds	State	
<u>PUBLIC SCHOOLS</u>					
Mt. Airy Middle Modernization and Addition	\$8,050,000	\$3,050,000	\$5,000,000		
Robert Moton Kindergarten Addition	199,000	199,000			
William Winchester Elementary Kindergarten Addition	4,058,000		2,215,000	1,843,000	
Winfield Elementary Kindergarten Addition	2,215,000		1,145,000	1,070,000	
Barrier Free Modifications	35,000	35,000			
Hampstead Elementary HVAC Replacement	150,000		150,000		
Hampstead Elementary Roof Replacement	250,000		250,000		
Open Space Classroom Enclosure	501,000			501,000	
Paving	290,000	290,000			
Relocatable Classrooms	420,000	420,000			
Roof Replacement-Mount Airy Elementary School	727,000	237,000		490,000	
Roof Repairs	130,000	130,000			
Technology Improvements	1,260,000	1,260,000			
Transfer to Operating Budget for BOE Debt Service	9,690,170	9,690,170			
PUBLIC SCHOOLS TOTAL	\$27,975,170	\$15,311,170	\$8,760,000	\$3,904,000	\$0
<u>CONSERVATION AND OPEN SPACE</u>					
Agricultural Land Preservation	\$16,993,930	\$14,444,557	\$1,299,373	\$1,250,000	
Environmental Compliance	420,000		420,000		
Land Bank	5,737,461		5,737,461		
Patapsco Road Watershed Project	717,000		717,000		
Roadway Evaluation Studies	37,000	37,000			
Rural Legacy	1,500,000			1,500,000	
Storm Water Facility Reconstruction	540,000		540,000		
Water Development	9,850,658		9,850,658		
Watershed Assessment and Improvement (NPDES)	637,500		637,500		
CONSERVATION AND OPEN SPACE TOTAL	\$36,433,549	\$14,481,557	\$19,201,992	\$2,750,000	\$0
<u>PUBLIC WORKS</u>					
- ROADS -					
American Recovery and Reinvestment Act (ARRA)	\$2,579,250				\$2,579,250
Georgetown Boulevard	4,939,190	254,646	4,684,544		
Highway Safety Improvements	85,000		85,000		
Londontown Boulevard Improvements	3,500,000	540,000	1,650,000		1,310,000
Low Volume Road Improvements	1,227,000		1,227,000		
Market Street Extended	450,000		450,000		
Neighborhood Overlays	1,634,000		1,634,000		
Overlays	5,843,000	600,000	5,067,000	176,000	
Route 26 Road Improvements for SCHS Fine Arts Addition	100,000	100,000			
Small Drainage Structures	65,000		65,000		
Traffic Signal Installation	39,000	39,000			
ROADS TOTAL	\$20,461,440	\$1,533,646	\$14,862,544	\$176,000	\$3,889,250
- BRIDGES -					
Babylon Road over Silver Run	\$720,000		\$135,116	\$8,884	\$576,000
Bridge Maintenance and Structural Repairs	38,000	38,000			
Cleaning and Painting of Existing Bridge Structural Steel	50,000	50,000			
Grand Valley Road over Unnamed Stream	403,000		403,000		
Hughes Shop Road over Bear Branch	1,246,000		249,200		996,800
McKinstry's Mill Road over Sam's Creek	765,000		153,000		612,000
BRIDGES TOTAL	\$3,222,000	\$88,000	\$940,316	\$8,884	\$2,184,800
PUBLIC WORKS TOTAL	\$23,683,440	\$1,621,646	\$15,802,860	\$184,884	\$6,074,050

	Total 2010	Source of Funding			
		Local		State	Federal & Other
		Other	Bonds		
CULTURE AND RECREATION					
Bear Branch Nature Center Parking Lot Construction	\$70,000	\$7,000		\$63,000	
Community Self-Help Projects	60,000	60,000			
Krimgold Park	969,000	181,350		787,650	
Park Restoration	80,000	80,000			
Town Fund	2,900	2,900			
CULTURE AND RECREATION TOTAL	\$1,181,900	\$331,250	\$0	\$850,650	\$0
GENERAL GOVERNMENT					
Carroll Community College - Technology Improvements	\$365,000	\$365,000			
Carroll County 800MHz and 911 System	300,000		300,000		
County Building Systemic Renovations	450,000	225,000	225,000		
County Technology Improvements	400,000	400,000			
Historic Courthouse Elevator	500,000	89,364	410,636		
Library - Eldersburg Improvements	248,000	124,000		124,000	
Library - Technology Replacement	225,100	225,100			
Library - Westminster Branch Renovation	343,000	60,000		183,000	100,000
Parking Lot Overlays	400,000		400,000		
Records Management	153,000	153,000			
Voting Machines - Current	207,000	207,000			
Voting Machines - New Optical Scan	120,000	120,000			
Water Tanks and Dry Hydrants	100,000		100,000		
GENERAL GOVERNMENT TOTAL	\$3,811,100	\$1,968,464	\$1,435,636	\$307,000	\$100,000
GRAND TOTAL	\$93,085,159	\$33,714,087	\$45,200,488	\$7,996,534	\$6,174,050