

FY 09-FY 11 Revenue Summary

Revenue Source	Fiscal Year			\$ Change FY 10 to FY 11
	2009 Budget	2010 Budget	2011 Budget	
Capital Fund				
Local	\$105,682,391	\$78,614,575	\$47,278,956	(\$31,335,619)
State	29,054,380	8,596,534	6,933,823	(1,662,711)
Federal	411,200	4,764,050	466,400	(4,297,650)
Other	150,000	1,110,000	50,000	(1,060,000)
Total Capital Fund Sources	\$135,297,971	\$93,085,159	\$54,729,179	(\$38,355,980)
Airport Enterprise Fund				
Local/Enterprise Fund	\$18,000	\$1,839,952	\$25,590	(\$1,814,362)
State	0	1,715,000	0	(1,715,000)
Federal	0	65,166,000	0	(65,166,000)
Other	8,012,000	0	0	0
Total Airport Enterprise Fund Sources	\$8,030,000	\$68,720,952	\$25,590	(\$68,695,362)
Solid Waste Enterprise Fund				
Local/Enterprise Fund	\$765,000	\$324,500	\$100,000	(\$224,500)
Total Solid Waste Enterprise Fund Sources	\$765,000	\$324,500	\$100,000	(\$224,500)
Utilities Enterprise Fund				
Local/Enterprise Fund	\$1,839,300	\$1,834,400	\$2,430,000	\$595,600
State	0	0	0	0
Federal	0	0	0	0
Other	0	0	0	0
Total Utilities Enterprise Fund Sources	\$1,839,300	\$1,834,400	\$2,430,000	\$595,600
Total Revenues	\$145,932,271	\$163,965,011	\$57,284,769	(\$106,680,242)

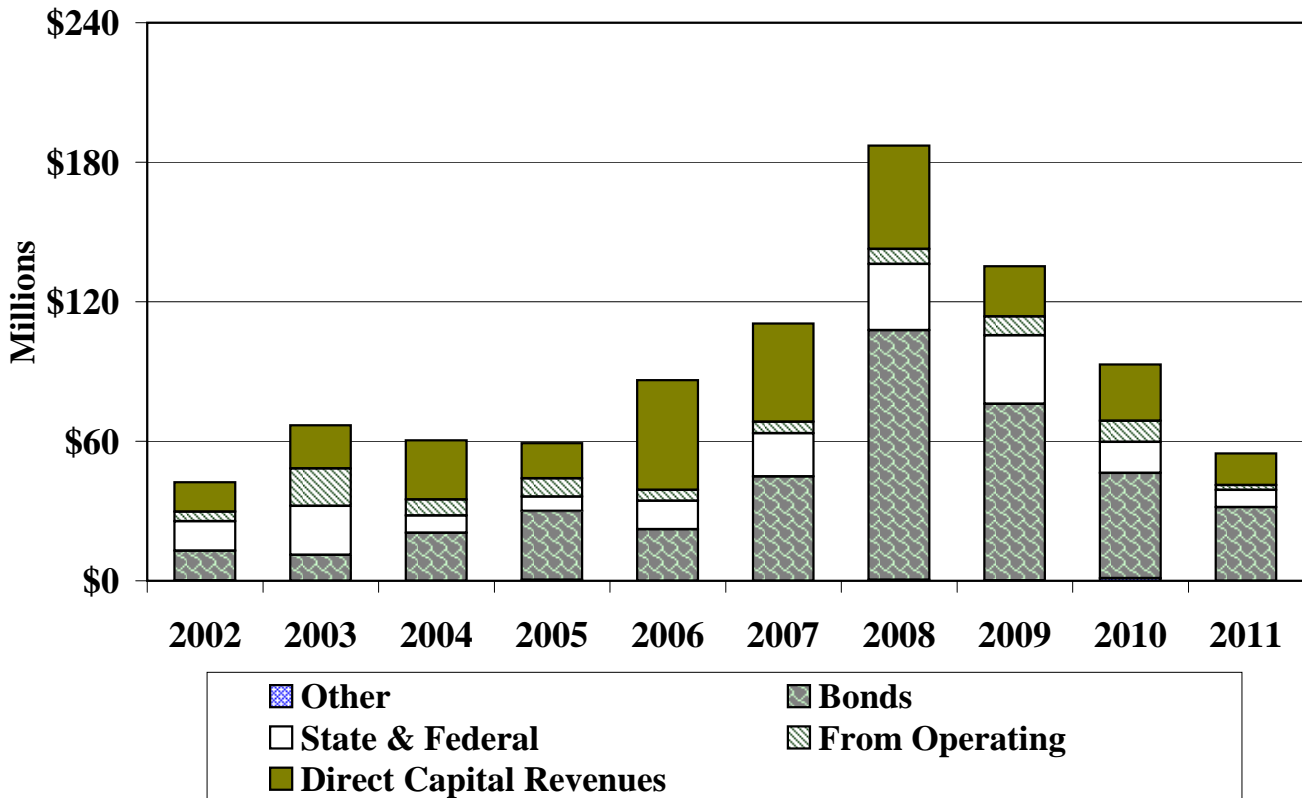
FY 09-FY 11 Appropriations Summary

Appropriation Area	Fiscal Year			\$ Change FY 10 to FY 11
	2009 Budget	2010 Budget	2011 Budget	
Capital Fund	\$135,297,971	\$93,085,159	\$54,729,179	(\$38,355,980)
Airport Enterprise Fund	8,030,000	68,720,952	25,590	(68,695,362)
Solid Waste Enterprise Fund	765,000	324,500	100,000	(224,500)
Utilities Enterprise Fund	1,839,300	1,834,400	2,430,000	595,600
Total Appropriations	\$145,932,271	\$163,965,011	\$57,284,769	(\$106,680,242)

FY 09-FY 11 Capital Budget Revenues

Revenue Source	Fiscal Year			\$ Change FY 10 to FY 11
	2009 Budget	2010 Budget	2011 Budget	
Local				
Transfer from GF	\$5,539,700	\$3,311,057	\$2,114,700	(1,196,357)
Local Income Tax	7,806,000	10,015,170	10,521,956	506,786
Property Tax	3,860,000	4,207,600	2,976,666	(1,230,934)
Bonds	44,543,742	33,224,182	30,896,659	(2,327,523)
Bond Interest	2,500,000	0	0	0
Transfer from IDA	0	300,000	0	(300,000)
Reallocated Bonds	31,400,876	11,976,306	605,730	(11,370,576)
Reallocated GF Transfer	2,618,345	5,786,413	85,245	(5,701,168)
Reallocated Property Tax	6,631,753	9,726,383	0	(9,726,383)
Impact Fee - Parks	0	0	28,000	28,000
Reallocated Impact Fee - Parks	181,975	67,464	0	(67,464)
Ag Transfer Tax	600,000	0	50,000	50,000
LOCAL TOTAL	\$105,682,391	\$78,614,575	\$47,278,956	(\$31,335,619)
State				
Highway Administration	\$176,000	\$184,884	\$176,000	(8,884)
MD Library Development	437,000	307,000	213,000	(94,000)
State Interagency Committee	25,384,000	3,904,000	4,041,000	137,000
Agriculture Preservation (MALPF)	1,250,000	1,250,000	0	(1,250,000)
Highway User Revenue	500,000	600,000	700,000	100,000
Reallocated POS - Land Acquisition	0	787,650	0	(787,650)
Reallocated Program Open Space	127,530	0	0	0
Program Open Space	429,850	63,000	303,823	240,823
Rural Legacy	750,000	1,500,000	1,500,000	0
STATE TOTAL	\$29,054,380	\$8,596,534	\$6,933,823	(\$1,662,711)
Federal				
Federal Highway/Bridge	\$411,200	\$4,764,050	\$466,400	(4,297,650)
FEDERAL TOTAL	\$411,200	\$4,764,050	\$466,400	(\$4,297,650)
Other				
Developer Funded	\$150,000	\$1,010,000	\$0	(1,010,000)
Private	0	100,000	50,000	(50,000)
OTHER TOTAL	\$150,000	\$1,110,000	\$50,000	(\$1,060,000)
GRAND TOTAL SOURCES	\$135,297,971	\$93,085,159	\$54,729,179	(\$38,355,980)

Capital Budget Revenues



This chart shows the capital budget by revenue source for fiscal years 2002 to 2011.

From Operating includes current and prior year revenues from local sources transferred to the Capital Fund, including transfers from the General Fund and reallocated General Fund transfers.

State & Federal includes funds from sources such as the State School construction program, Program Open Space, Highway User Revenue, Rural Legacy Grants, State Agricultural Preservation (MALPF), and State Highway Administration.

Bonds include new and reallocated general obligation bonds.

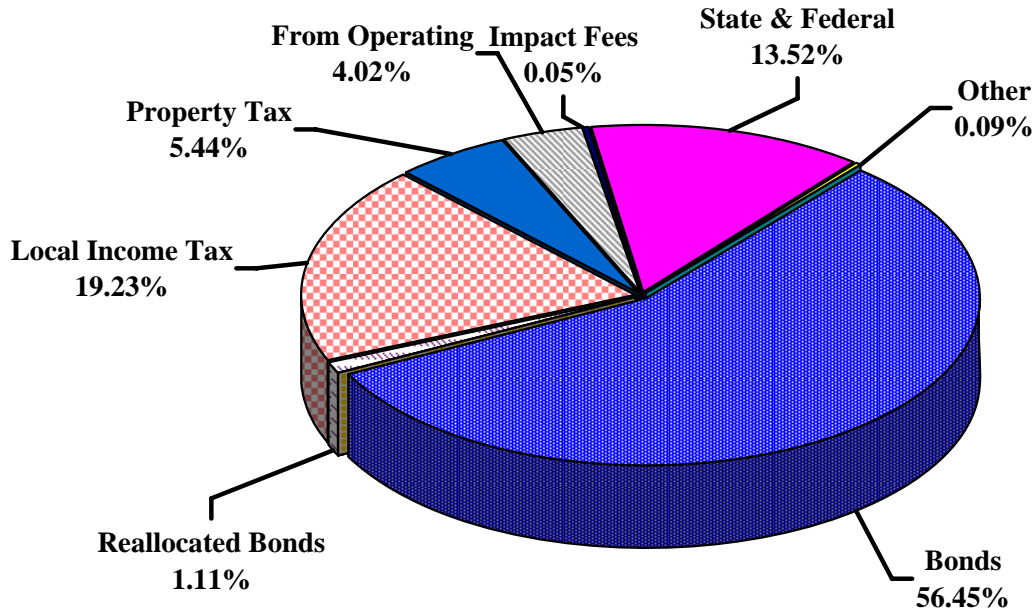
Direct Capital Revenues include funds earmarked by the Commissioners for use in the Capital Fund. These revenues are appropriated directly to the Capital Fund rather than being transferred from the General Fund. Approximately 9.1% of Local Income tax collected is appropriated for school construction. Generally, 3% of Real Property tax is dedicated to Agriculture Preservation and a portion is used to pay debt service in the General Fund for Agriculture Preservation. From Fiscal Years 2006 - 2008, an additional \$31 million, \$25 million, and \$19 million, respectively, in real property tax was appropriated directly to the Capital Fund for various one-time expenditures. In FY 09, the County returned to appropriating 3% of real property tax to the Capital Fund. One additional revenue included in this group is Impact Fees, which are growth-related fees collected for schools and parks.

Other consists of revenues such as grants, developer contributions and private and community contributions.

Capital Budget Revenues

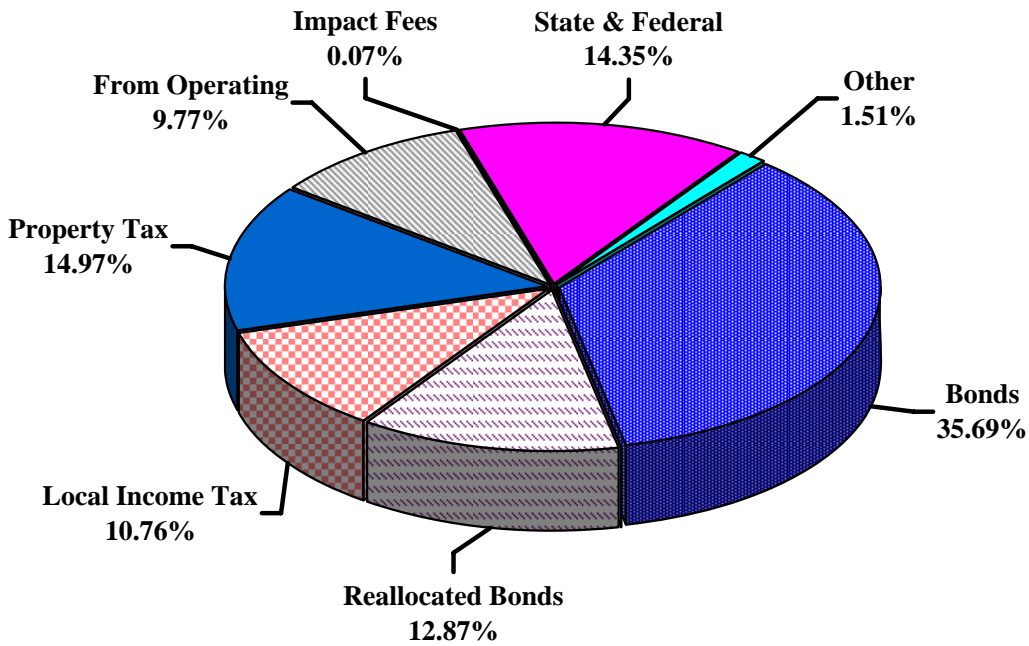
Fiscal Year 2011 Budget

\$54,729,179



Fiscal Year 2010 Budget

\$93,085,159



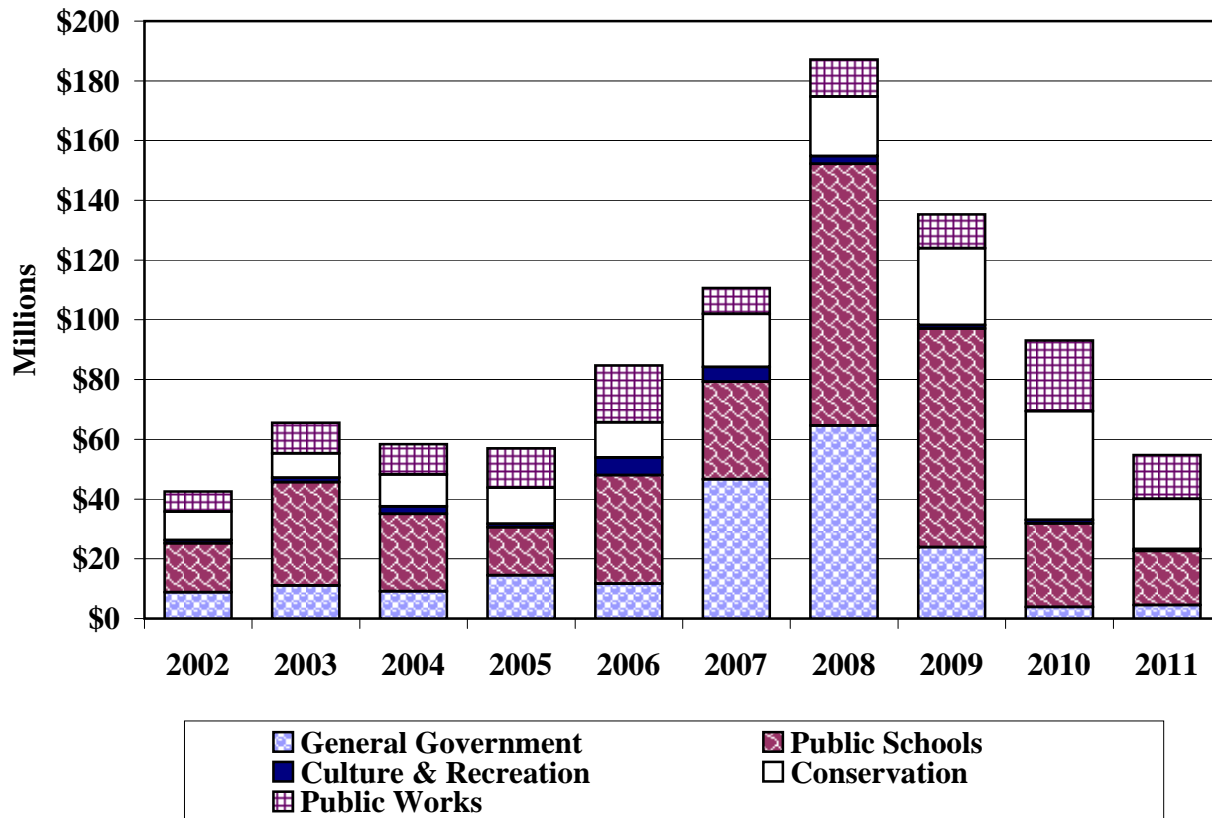
FY 09-FY 11 Capital Budget Appropriations

Appropriation Area	Fiscal Year			\$ Change FY 10 to FY 11
	2009 Budget	2010 Budget	2011 Budget	
Public Schools	\$73,152,000	\$27,975,170	\$18,093,956	(\$9,881,214)
Conservation & Open Space	25,749,009	36,433,549	16,830,000	(19,603,549)
Public Works	11,364,407	23,683,440	14,651,000	(9,032,440)
Culture & Recreation	1,100,155	1,181,900	669,623	(512,277)
General Government	23,932,400	3,811,100	4,484,600	673,500
Total Appropriations	\$135,297,971	\$93,085,159	\$54,729,179	(\$38,355,980)

FY 09-FY 11 Capital Budget Appropriations

Appropriation Area	Fiscal Year			\$ Change FY 10 to FY 11
	2009 Budget	2010 Budget	2011 Budget	
<u>Public Schools</u>	\$73,152,000	\$27,975,170	\$18,093,956	(\$9,881,214)
<u>Conservation & Open Space</u>	\$25,749,009	\$36,433,549	\$16,830,000	(\$19,603,549)
<u>Public Works</u>				
Roads	\$10,298,000	\$20,461,440	\$13,926,000	(\$6,535,440)
Bridges	1,066,407	3,222,000	725,000	(2,497,000)
Public Works Total	\$11,364,407	\$23,683,440	\$14,651,000	(\$9,032,440)
<u>Culture & Recreation</u>	\$1,100,155	\$1,181,900	\$669,623	(\$512,277)
<u>General Government</u>				
Community College	\$354,600	\$365,000	\$376,000	\$11,000
County Facilities	15,635,800	2,330,000	2,724,700	394,700
Criminal Justice/Public Safety	6,854,700	300,000	725,000	425,000
Farm Museum	24,000	0	0	0
Libraries/Senior Centers	1,063,300	816,100	658,900	(157,200)
General Government Total	\$23,932,400	\$3,811,100	\$4,484,600	\$673,500
<u>Total Appropriations</u>	\$135,297,971	\$93,085,159	\$54,729,179	(\$38,355,980)

Capital Budget Appropriations



This chart shows appropriations to the five principal aggregations in the Capital Budget for Fiscal Years 2002 through 2011.

Public Schools includes school construction, renovation, and modernization projects.

Conservation includes agricultural preservation and easement programs, reservoir land purchases, and acquisition of property for other County uses, which may include future roadway easements and public

Public Works includes projects for the maintenance and construction of roads and bridges.

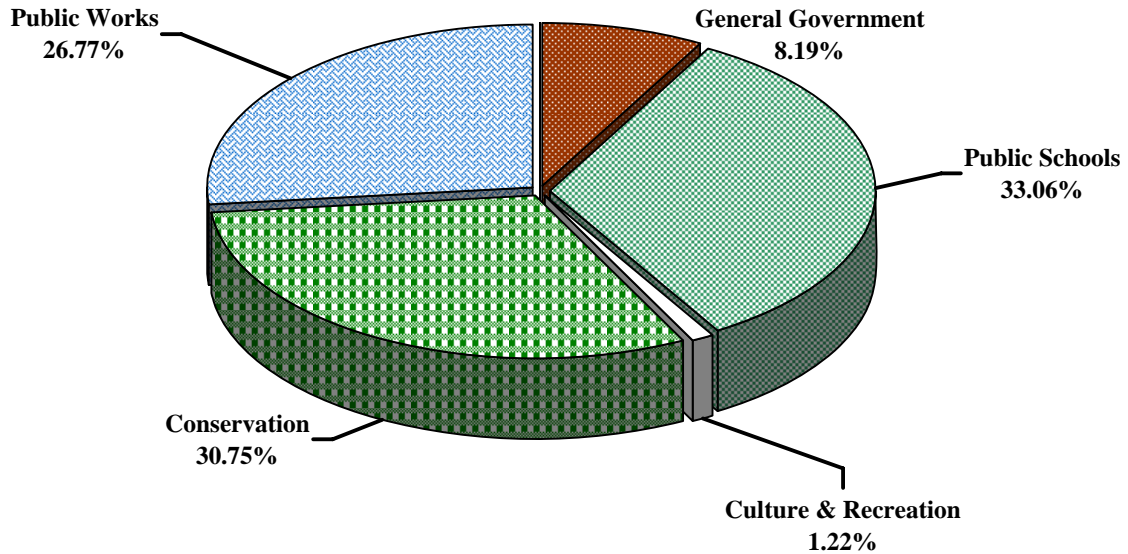
Culture and Recreation includes the purchase of land for parks, development of parks, ballfields and Self Help projects.

General Government includes County buildings, Farm Museum, Public Safety Training Center, Community College, and Carroll County Public Library projects.

Capital Budget Appropriations

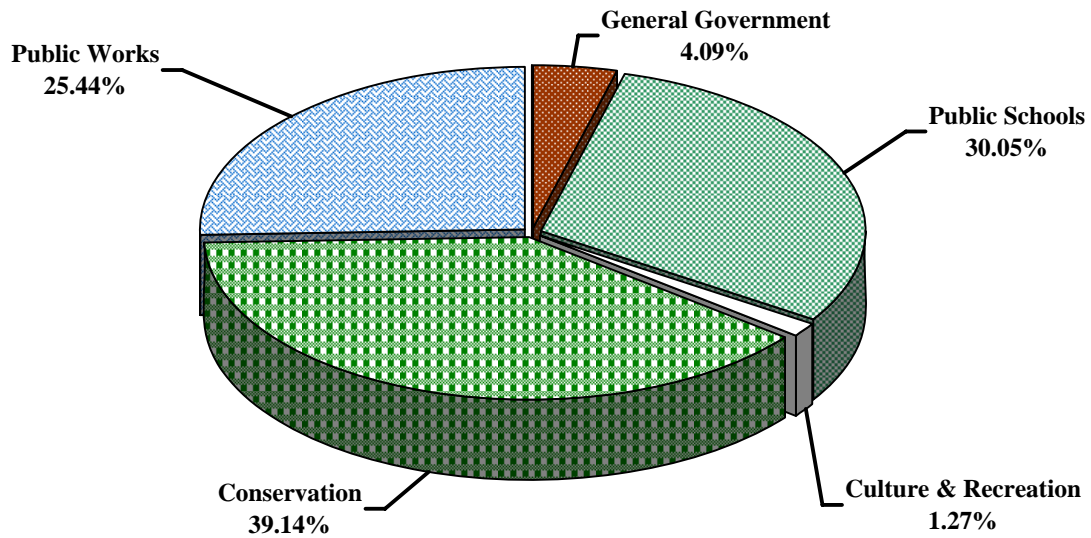
Fiscal Year 2011 Budget

\$54,729,179



Fiscal Year 2010 Budget

\$93,085,159



**COMMUNITY INVESTMENT PLAN - Schedule of Reappropriations
Fiscal Year 2011**

Reappropriations may occur when there are unspent budgeted funds from a completed or cancelled project or when there is an unallocated project that holds funds for a future use.

From	Project		Amount/Source		
		To	Current	Bonds	Other
Humane Society-Additional Parking-8269		Humane Society-Infrastructure Upgrade	41,210.00		
Humane Society-Generator-8312		Humane Society-Infrastructure Upgrade	44,035.00		
Reservoir Land Acquisition-9004		Water Development		5,730.19	
Board of Education reallocated projects		Winchester Building Elevator		600,000.00	
Total			\$85,245.00	\$605,730.19	\$0.00

**Community Investment Plan for FISCAL YEAR 2011
Preliminary Recommended**

	Total 2011	Source of Funding			Federal & Other
		Local Other	Bonds	State	
<u>PUBLIC SCHOOLS</u>					
Robert Moton Elementary Kindergarten Addition	\$3,527,000		\$1,666,000	\$1,861,000	
Barrier Free Modifications	20,000	20,000			
Freedom Elementary Heat Plant Conversion	200,000		200,000		
Freedom Elementary Roof Replacement	110,000		110,000		
Hampstead Elementary HVAC Replacement	2,167,000		900,000	1,267,000	
Hampstead Elementary Roof Replacement	1,450,000		537,000	913,000	
Paving	300,000	300,000			
Roof Repairs	135,000	135,000			
Roof Replacements	118,000		118,000		
Technology Improvements	200,000	200,000			
Transfer to Operating Budget for BOE Debt Service	9,866,956	9,866,956			
PUBLIC SCHOOLS TOTAL	\$18,093,956	\$10,521,956	\$3,531,000	\$4,041,000	\$0
<u>CONSERVATION AND OPEN SPACE</u>					
Agricultural Land Preservation	\$4,360,000	\$3,026,666	\$1,333,334		
Environmental Compliance	100,000		100,000		
Land Bank	1,500,000		1,500,000		
Patapsco Road Watershed Project	625,000		625,000		
Roadway Evaluation Studies	15,000	15,000			
Rural Legacy	1,500,000			1,500,000	
Storm Water Facility Reconstruction	555,000		555,000		
Water Development	5,500,000		5,500,000		
Watershed Assessment and Improvement (NPDES)	2,675,000		2,675,000		
CONSERVATION AND OPEN SPACE TOTAL	\$16,830,000	\$3,041,666	\$12,288,334	\$1,500,000	\$0
<u>PUBLIC WORKS</u>					
- ROADS -					
Georgetown Boulevard	\$2,600,000		\$2,600,000		
Highway Safety Improvements	50,000		50,000		
Low Volume Road Improvements	1,367,000		1,367,000		
Neighborhood Overlays	2,083,000		2,083,000		
Overlays	4,920,000		4,044,000	876,000	
Ridge Road Improvements	2,800,000		2,800,000		
Small Drainage Structures	67,000		67,000		
Traffic Signal Installation	39,000	39,000			
ROADS TOTAL	\$13,926,000	\$39,000	\$13,011,000	\$876,000	\$0
- BRIDGES -					
Bixlers Church Road over Big Pipe Creek	\$193,000		\$38,600		\$154,400
Bridge Inspection and Inventory	50,000	50,000			
Bridge Maintenance and Structural Repairs	40,000	40,000			
Cleaning and Painting of Existing Bridge Structural Steel	52,000	52,000			
Shepherds Mill over Little Pipe Creek	250,000		50,000		200,000
White Rock Road over Piney Run	140,000		28,000		112,000
BRIDGES TOTAL	\$725,000	\$142,000	\$116,600	\$0	\$466,400
PUBLIC WORKS TOTAL	\$14,651,000	\$181,000	\$13,127,600	\$876,000	\$466,400
<u>CULTURE AND RECREATION</u>					
Bennett Cerf Park Revitalization	\$215,000	\$28,000		\$187,000	
Community Self-Help Projects	62,000	62,000			
Farm Museum - Farm House Electrical Upgrade	125,000	125,000			
Piney Run Park Pavement Overlay	120,000	120,000			
Program Open Space Unallocated	116,823			116,823	
Town Fund	800	800			
Union Mills Homestead Restoration	30,000	30,000			
CULTURE AND RECREATION TOTAL	\$669,623	\$365,800	\$0	\$303,823	\$0

	Total 2011	Source of Funding			
		Local			Federal &
		Other	Bonds	State	Other
GENERAL GOVERNMENT					
ADA - Facility Improvements	\$5,000	\$5,000			
Carroll County 800MHz Radio System	725,000		725,000		
CCC - Technology Improvements	376,000	376,000			
CCPL - Eldersburg Improvements	170,000	85,000	0	85,000	
CCPL - North Carroll Service Enhancements	257,000	129,000		128,000	
CCPL - Technology Replacement	231,900	231,900			
County Building Systemic Renovations	650,000		650,000		
County Technology Improvements	412,000	412,000			
Fleet Management - Tire Changing Station	281,500		281,500		
GIS Digital Orthophotography	172,000	172,000			
Humane Society - Infrastructure Upgrade & Storage Area	434,200	85,245	298,955		50,000
Parking Lot Overlays	50,000	50,000			
Voting Machines - New Optical Scan	120,000	120,000			
Winchester Building Elevator	600,000		600,000		
GENERAL GOVERNMENT TOTAL	\$4,484,600	\$1,666,145	\$2,555,455	\$213,000	\$50,000
GRAND TOTAL	\$54,729,179	\$15,776,567	\$31,502,389	\$6,933,823	\$516,400