

FY 09-FY 11 All Capital Funds Revenue Summary

| Revenue Source | Fiscal Year | | | \$ Change FY 10 to FY 11 |
|--|----------------------|----------------------|---------------------|--------------------------------|
| | 2009 Budget | 2010 Budget | 2011 Proposed | |
| Capital Fund | | | | |
| Local | \$105,682,391 | \$78,614,575 | \$46,207,116 | (\$32,407,459) |
| State | 29,054,380 | 8,596,534 | 6,733,823 | (1,862,711) |
| Federal | 411,200 | 4,764,050 | 466,400 | (4,297,650) |
| Other | 150,000 | 1,110,000 | 50,000 | (1,060,000) |
| Total Capital Fund Sources | \$135,297,971 | \$93,085,159 | \$53,457,339 | (\$39,627,820) |
| Airport Enterprise Fund | | | | |
| Local/Enterprise Fund | \$18,000 | \$1,839,952 | \$25,590 | (\$1,814,362) |
| State | 0 | 1,715,000 | 0 | (1,715,000) |
| Federal | 0 | 65,166,000 | 0 | (65,166,000) |
| Other | 8,012,000 | 0 | 0 | 0 |
| Total Airport Enterprise Fund Sources | \$8,030,000 | \$68,720,952 | \$25,590 | (\$68,695,362) |
| Solid Waste Enterprise Fund | | | | |
| Local/Enterprise Fund | \$765,000 | \$324,500 | \$115,000 | (\$209,500) |
| Total Solid Waste Enterprise Fund Sources | \$765,000 | \$324,500 | \$115,000 | (\$209,500) |
| Utilities Enterprise Fund | | | | |
| Local/Enterprise Fund | \$1,839,300 | \$1,834,400 | \$3,290,700 | \$1,456,300 |
| Total Utilities Enterprise Fund Sources | \$1,839,300 | \$1,834,400 | \$3,290,700 | \$1,456,300 |
| Total Revenues | \$145,932,271 | \$163,965,011 | \$56,888,629 | (\$107,076,382) |

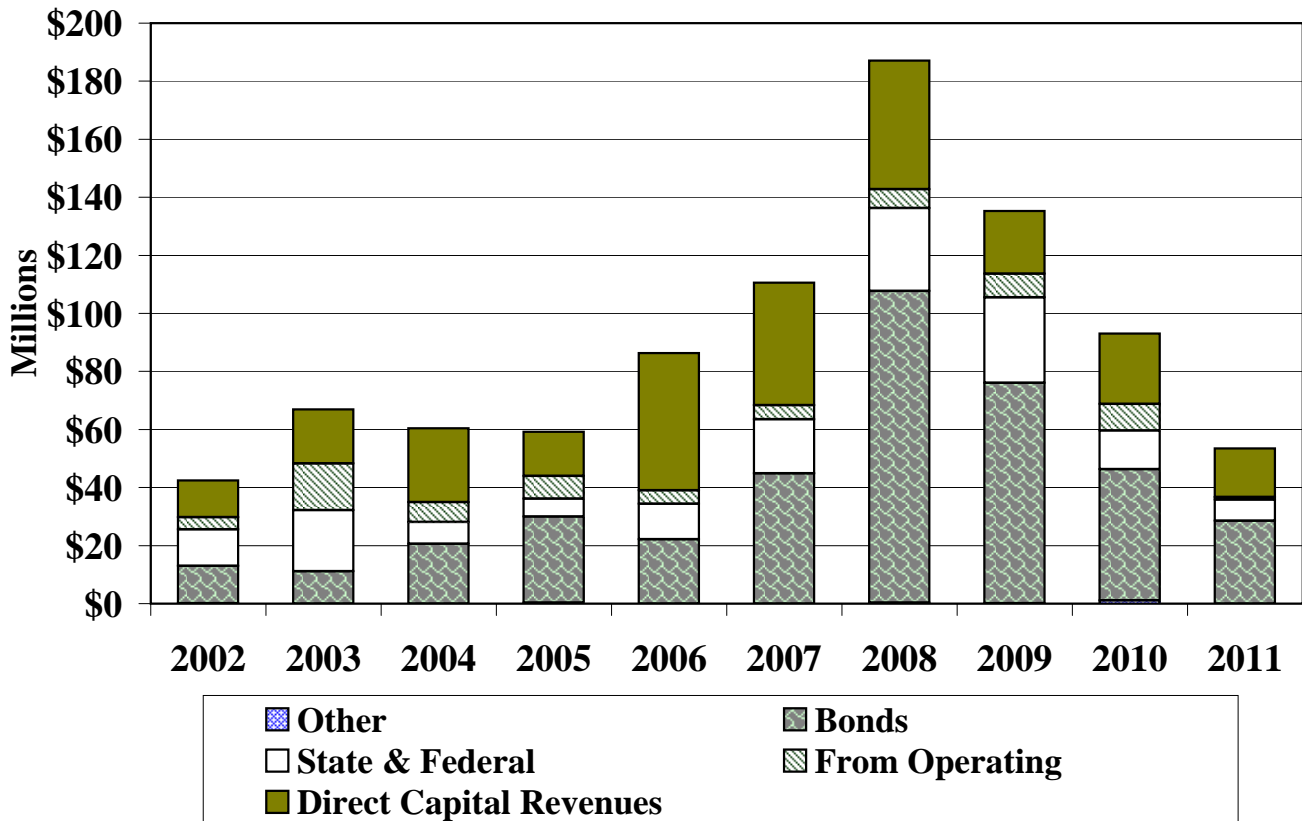
FY 09-FY 11 All Capital Funds Appropriations Summary

| Appropriation Area | Fiscal Year | | | \$ Change FY 10 to FY 11 |
|------------------------------------|------------------------|------------------------|--------------------------|---|
| | 2009 Budget | 2010 Budget | 2011 Proposed | |
| Capital Fund | \$135,297,971 | \$93,085,159 | \$53,457,339 | (\$39,627,820) |
| Airport Enterprise Fund | 8,030,000 | 68,720,952 | 25,590 | (68,695,362) |
| Solid Waste Enterprise Fund | 765,000 | 324,500 | 115,000 | (209,500) |
| Utilities Enterprise Fund | 1,839,300 | 1,834,400 | 3,290,700 | 1,456,300 |
| Total Appropriations | \$145,932,271 | \$163,965,011 | \$56,888,629 | (\$107,076,382) |

FY 09-FY 11 Capital Fund Revenues

| Revenue Source | Fiscal Year | | | \$ Change FY 10 to FY 11 |
|------------------------------------|----------------------|---------------------|---------------------|--------------------------------|
| | 2009 Budget | 2010 Budget | 2011 Proposed | |
| Local | | | | |
| Transfer from GF | \$5,539,700 | \$3,311,057 | \$0 | (\$3,311,057) |
| Local Income Tax | 7,806,000 | 10,015,170 | 10,405,000 | 389,830 |
| Property Tax | 3,860,000 | 4,207,600 | 2,474,000 | (1,733,600) |
| Bonds | 44,543,742 | 33,224,182 | 13,776,901 | (19,447,281) |
| Bond Interest | 2,500,000 | 0 | 0 | 0 |
| Cable Franchise Fee | 0 | 0 | 1,075,000 | 1,075,000 |
| Transfer from IDA | 0 | 300,000 | 0 | (300,000) |
| Reallocated Bonds | 31,400,876 | 11,976,306 | 14,754,998 | 2,778,692 |
| Reallocated GF Transfer | 2,618,345 | 5,786,413 | 934,884 | (4,851,529) |
| Reallocated Property Tax | 6,631,753 | 9,726,383 | 2,758,334 | (6,968,049) |
| Impact Fee - Parks | 0 | 0 | 28,000 | 28,000 |
| Reallocated Impact Fee - Parks | 181,975 | 67,464 | 0 | (67,464) |
| Ag Transfer Tax | 600,000 | 0 | 0 | 0 |
| LOCAL TOTAL | \$105,682,391 | \$78,614,575 | \$46,207,116 | (\$32,407,459) |
| State | | | | |
| Highway Administration | \$176,000 | \$184,884 | \$176,000 | (\$8,884) |
| MD Library Development | 437,000 | 307,000 | 213,000 | (94,000) |
| State Interagency Committee | 25,384,000 | 3,904,000 | 4,041,000 | 137,000 |
| Agriculture Preservation (MALPF) | 1,250,000 | 1,250,000 | 0 | (1,250,000) |
| Highway User Revenue | 500,000 | 600,000 | 500,000 | (100,000) |
| Reallocated POS - Land Acquisition | 0 | 787,650 | 0 | (787,650) |
| Reallocated Program Open Space | 127,530 | 0 | 5,377 | 5,377 |
| Program Open Space | 429,850 | 63,000 | 298,446 | 235,446 |
| Rural Legacy | 750,000 | 1,500,000 | 1,500,000 | 0 |
| STATE TOTAL | \$29,054,380 | \$8,596,534 | \$6,733,823 | (\$1,862,711) |
| Federal | | | | |
| Federal Highway/Bridge | \$411,200 | \$4,764,050 | \$466,400 | (\$4,297,650) |
| FEDERAL TOTAL | \$411,200 | \$4,764,050 | \$466,400 | (\$4,297,650) |
| Other | | | | |
| Developer Funded | \$150,000 | \$1,010,000 | \$0 | (\$1,010,000) |
| Private | 0 | 100,000 | 50,000 | (50,000) |
| OTHER TOTAL | \$150,000 | \$1,110,000 | \$50,000 | (\$1,060,000) |
| TOTAL REVENUES | \$135,297,971 | \$93,085,159 | \$53,457,339 | (\$39,627,820) |

Capital Fund Revenues



This chart shows the capital budget by revenue source for fiscal years 2002 to 2011.

From Operating includes current and prior year revenues from local sources transferred to the Capital Fund, including transfers from the General Fund and reallocated General Fund transfers.

State & Federal includes funds from sources such as the State School construction program, Program Open Space, Highway User Revenue, Rural Legacy Grants, State Agricultural Preservation (MALPF), and State Highway Administration.

Bonds include new and reallocated general obligation bonds.

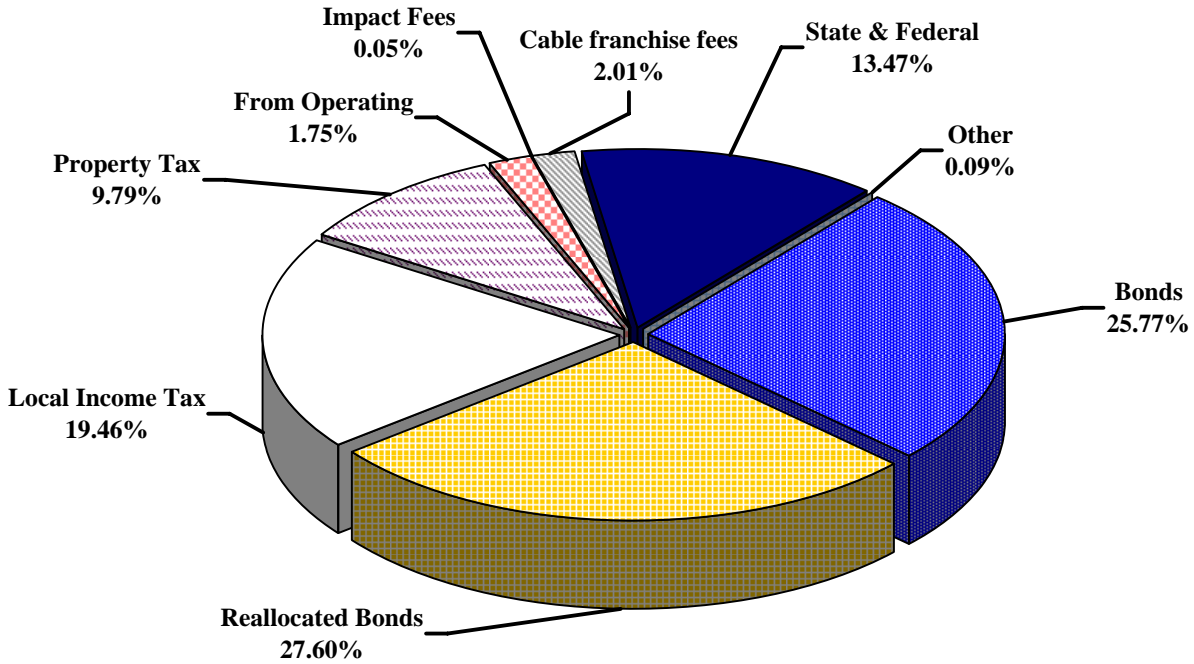
Direct Capital Revenues include funds earmarked by the Commissioners for use in the Capital Fund. These revenues are appropriated directly to the Capital Fund rather than being transferred from the General Fund. Approximately 9.1% of Local Income tax collected is appropriated for school construction. Generally, 3% of Real Property tax is dedicated to Agriculture Preservation and a portion is used to pay debt service in the General Fund for Agriculture Preservation. From Fiscal Years 2006 - 2008, an additional \$31 million, \$25 million, and \$19 million, respectively, in real property tax was appropriated directly to the Capital Fund for various one-time expenditures.

Other consists of revenues such as grants, developer contributions, and private and community contributions.

Capital Fund Revenues

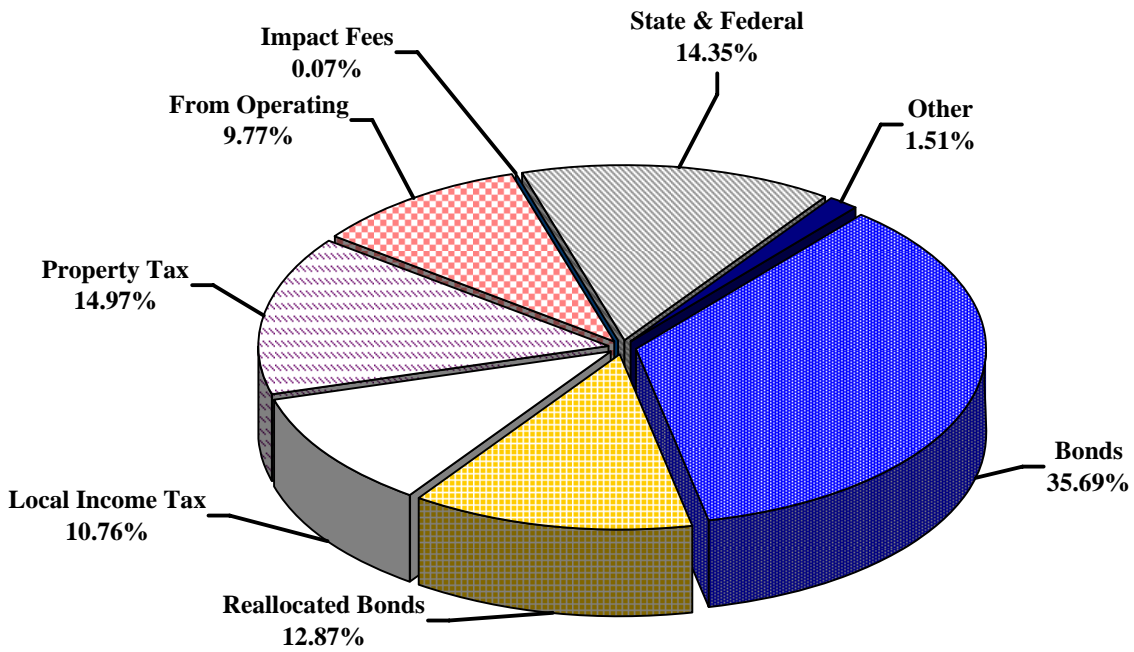
Fiscal Year 2011 Proposed

\$53,457,339



Fiscal Year 2010 Budget

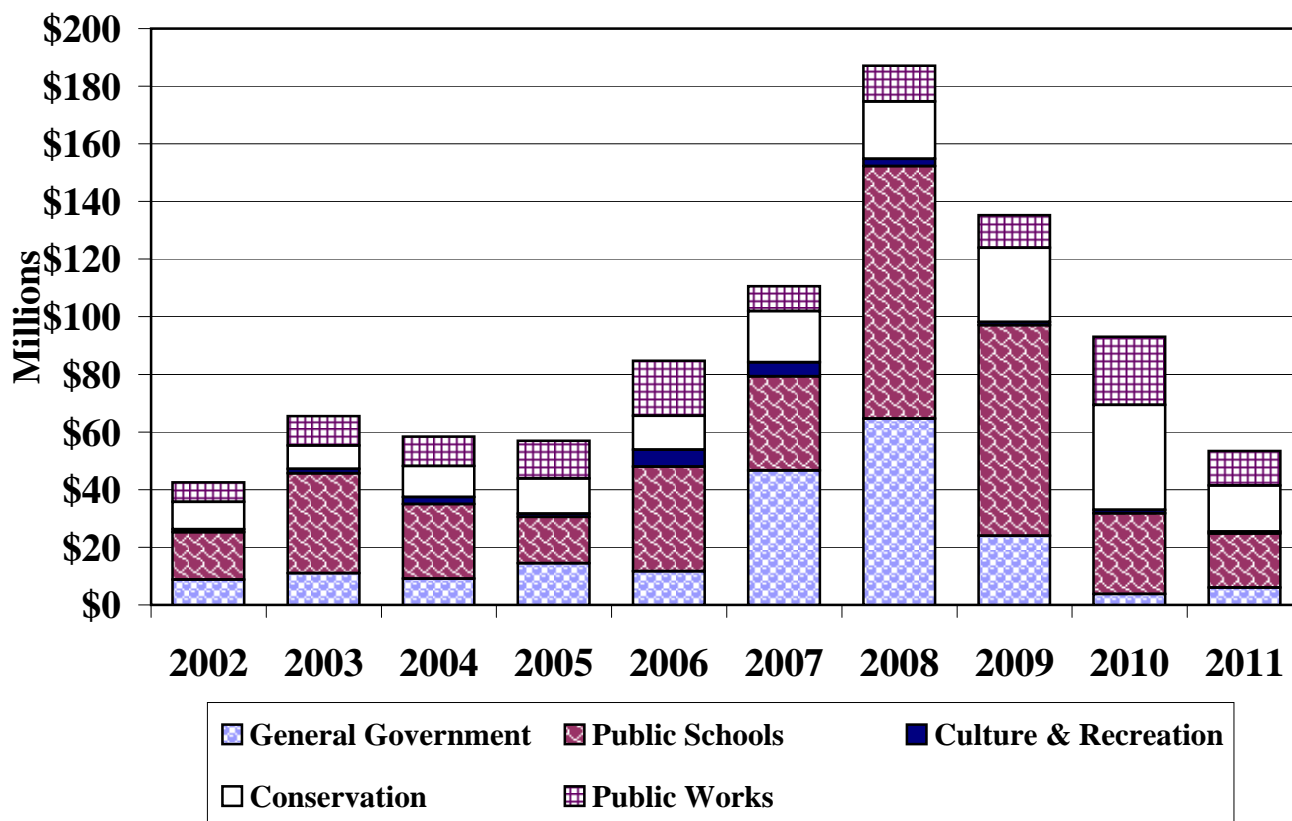
\$93,085,159



FY 09-FY 11 Capital Fund Appropriations

| Appropriation Area | Fiscal Year | | | \$ Change FY 10 to FY 11 |
|---|----------------------|---------------------|---------------------|--------------------------------|
| | 2009 Budget | 2010 Budget | 2011 Proposed | |
| <u>Public Schools</u> | \$73,152,000 | \$27,975,170 | \$18,752,000 | (\$9,223,170) |
| <u>Conservation & Open Space</u> | \$25,749,009 | \$36,433,549 | \$15,977,330 | (\$20,456,219) |
| <u>Public Works</u> | | | | |
| Roads | \$10,298,000 | \$20,461,440 | \$11,326,000 | (\$9,135,440) |
| Bridges | 1,066,407 | 3,222,000 | 725,000 | (2,497,000) |
| Public Works Total | \$11,364,407 | \$23,683,440 | \$12,051,000 | (\$11,632,440) |
| <u>Culture & Recreation</u> | \$1,100,155 | \$1,181,900 | \$694,623 | (\$487,277) |
| <u>General Government</u> | | | | |
| Community College | \$354,600 | \$365,000 | \$1,075,000 | \$710,000 |
| County Facilities | 15,635,800 | 2,330,000 | 3,105,386 | 775,386 |
| Criminal Justice/Public Safety | 6,854,700 | 300,000 | 725,000 | 425,000 |
| Farm Museum | 24,000 | 0 | 0 | 0 |
| Libraries/Senior Centers | 1,063,300 | 816,100 | 1,077,000 | 260,900 |
| General Government Total | \$23,932,400 | \$3,811,100 | \$5,982,386 | \$2,171,286 |
| <u>Total Appropriations</u> | \$135,297,971 | \$93,085,159 | \$53,457,339 | (\$39,627,820) |

Capital Fund Appropriations



This chart shows appropriations to the five principal aggregations in the Capital Budget for Fiscal Years 2002 through 2011.

Public Schools includes school construction, renovation, and modernization projects.

Conservation includes agricultural preservation and easement programs, water development, and acquisition of property for other County uses, which may include future roadway easements and public facilities.

Public Works includes projects for the maintenance and construction of roads and bridges.

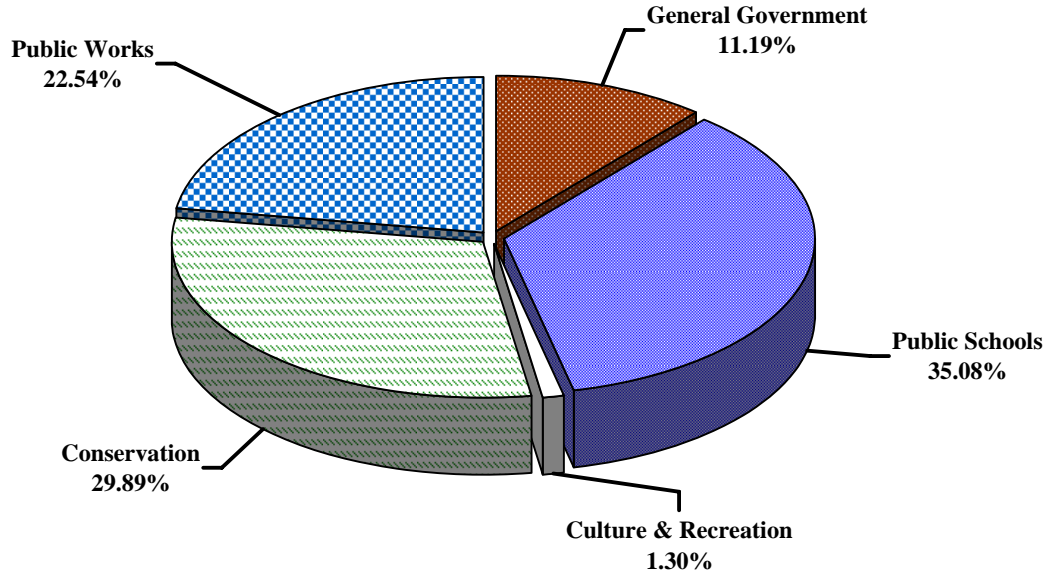
Culture and Recreation includes the purchase of land for parks, development of parks, ballfields, Self Help projects, Farm Museum, and Union Mills Homestead.

General Government includes County buildings, Public Safety, Community College, and Carroll County Public Library projects.

Capital Fund Appropriations

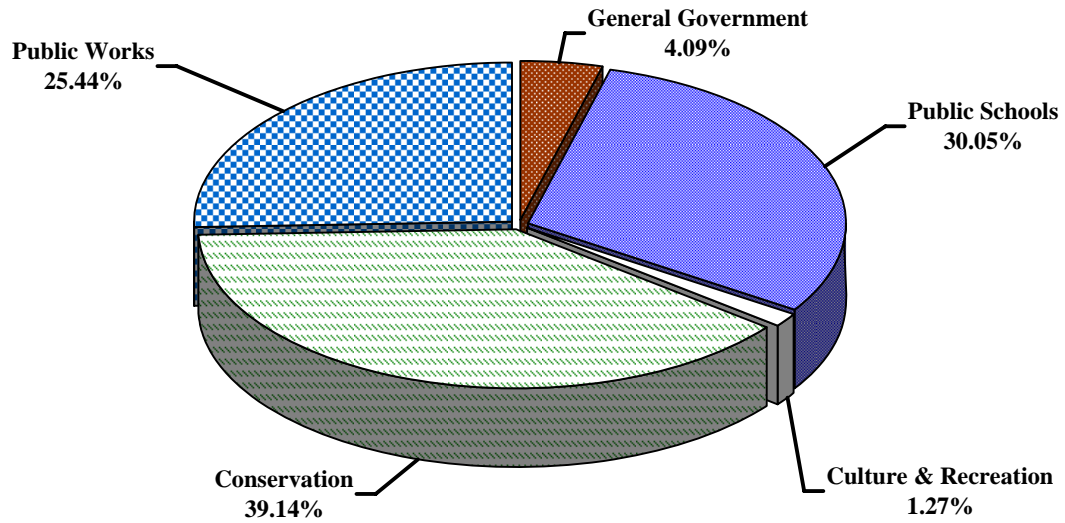
Fiscal Year 2011 Proposed

\$53,457,339



Fiscal Year 2010 Budget

\$93,085,159



**COMMUNITY INVESTMENT PLAN - Schedule of Reappropriations
Fiscal Year 2011**

Reappropriations may occur when there are unspent budgeted funds from a completed or cancelled project or when there is an unallocated project that holds funds for a future use.

Capital Fund

| From | Project | To | Amount/Source | | |
|---|---|----|-----------------------|------------------------|-------------------|
| | | | Current | Bonds | Other |
| Deer Park Trail - 8231 | Bennett Cerf Park Revitalization - 8330 | | | | 5,377.80 |
| Farm Museum Maintenance Building - 8266 | Co. Systemic Renovations - 9954 | | | 1,317.81 | |
| Finksburg Library - 9784 | FY 11 Neighborhood Overlays - 8381 | | 37,272.49 | | |
| Fuel Tank Replacement - 8268 | FY 11 Neighborhood Overlays - 8381 | | 73,731.00 | | |
| Georgetown Boulevard - 8023 | FY 11 Overlays - 8382 | | | 4,044,000.00 | |
| Georgetown Boulevard - 8023 | FY 11 Low Volume Overlays - 8380 | | | 1,367,000.00 | |
| Georgetown Boulevard - 8023 | FY 11 Neighborhood Overlays - 8381 | | | 1,341,214.87 | |
| Georgetown Boulevard - 8023 | GIS Digital Orthophotography - 8310 | | 109,494.23 | | |
| Georgetown Boulevard - 8023 | Parking Lot Overlays - 9921 | | 50,000.00 | | |
| Georgetown Boulevard - 8023 | Voting Machines - New Optical Scan - 8361 | | 95,152.10 | | |
| Humane Society-Additional Parking - 8269 | Humane Society-Infrastructure Upgrade - 8391 | | 41,210.00 | | |
| Humane Society-Generator - 8312 | Humane Society-Infrastructure Upgrade - 8391 | | 44,035.00 | | |
| Krimgold Park - 9926 | County Technology Replacement - 9648 | | 62,000.00 | | |
| Krimgold Park - 9926 | GIS Digital Orthophotography - 8310 | | 62,505.77 | | |
| Krimgold Park - 9926 | ADA - 9418 | | 5,000.00 | | |
| Krimgold Park - 9926 | CCPL - Eldersburg Improvements - 8360 | | 85,000.00 | | |
| Krimgold Park - 9926 | CCPL - North Carroll Improvements - 8389 | | 129,000.00 | | |
| Krimgold Park - 9926 | Voting Machines - New Optical Scan - 8361 | | 4,847.90 | | |
| Krimgold Park - 9926 | Traffic Signals - 9051 | | 39,000.00 | | |
| Krimgold Park - 9926 | Bridge Inspection and Inventory - 9684 | | 50,000.00 | | |
| Krimgold Park - 9926 | Bridge Maintenance and Structural Repairs - 9882 | | 40,000.00 | | |
| Krimgold Park - 9926 | Cleaning and Painting of Bridge Structural Steel - 9686 | | 52,000.00 | | |
| Krimgold Park - 9926 | Roadway Evaluation Studies - 9701 | | 15,000.00 | | |
| Krimgold Park - 9926 | Community Self-Help Projects - 9735 | | 62,000.00 | | |
| Krimgold Park - 9926 | Farm Museum - Farm House Electrical Upgrade - 8386 | | 125,000.00 | | |
| Krimgold Park - 9926 | Piney Run Park Pavement Overlay - 8387 | | 91,485.52 | | |
| Minimum Security Facility - 8272 | Water Development - 8294 | | | 5,494,270.00 | |
| Minimum Security Facility - 8272 | Storm Water Facility Reconstruction - 8295 | | | 125,730.06 | |
| Minimum Security Facility - 8272 | Piney Run Park Pavement Overlay - 8387 | | 28,514.48 | | |
| Minimum Security Facility - 8272 | Town Fund - 9736 | | 800.00 | | |
| Minimum Security Facility - 8272 | Union Mills Homestead Restoration - 8388 | | 55,000.00 | | |
| Minimum Security Facility - 8272 | General Government Unallocated - 9957 | | 250,685.52 | | |
| Minimum Security Facility - 8272 | Board of Education-Technology - 9792 | | 775,000.00 | | |
| Minimum Security Facility - 8272 | Library Technology - 9822 | | 90,000.00 | | |
| Minimum Security Facility - 8272 | Records Management - 8274 | | 100,000.00 | | |
| Manchester Valley High School Road - 8237 | Library Technology - 9822 | | 460,141.45 | | |
| Master Plan - 8162 | Library Technology - 9822 | | 99,858.55 | | |
| New Windsor Middle Office Complex - 8246 | Humane Society-Infrastructure Upgrade - 8391 | | | 34,366.00 | |
| Obrecht Road - 9968 | County Technology Replacement - 9648 | | 300,000.00 | | |
| Pipe Creek Park - 8276 | FY 11 Neighborhood Overlays - 8381 | | 12.59 | | |
| Reservoir Land Acquisition - 9004 | Water Development - 8294 | | 5,730.19 | | |
| Rowe Rd - 8028 | County Technology Replacement - 9648 | | 50,000.00 | | |
| Taneytown Library Expansion - 8059 | Humane Society-Infrastructure Upgrade - 8391 | | 3,740.45 | 190,000.00 | |
| Rowe Rd - 8028 | Ridge Road Improvements - 8321 | | | 657,100.00 | |
| Salt Barns - 8176 | Ridge Road Improvements - 8321 | | | 1,500,000.00 | |
| FY 09 Overlays - 8320 | Londontown Boulevard - 8353 | | 200,000.00 | | |
| | Total Capital Fund Reappropriations | | \$3,693,217.24 | \$14,754,998.74 | \$5,377.80 |

**COMMUNITY INVESTMENT PLAN - Schedule of Reappropriations
Fiscal Year 2011**

Reappropriations may occur when there are unspent budgeted funds from a completed or cancelled project or when there is an unallocated project that holds funds for a future use.

Enterprise Funds

| Project | | Amount/Source | | |
|----------------------------------|--|----------------------|--------------|--------------|
| From | To | Current | Bonds | Other |
| Utilities - Relief Sewer #2-6374 | Utilities - Relief Sewer #6-6378 | \$110,700.00 | | |
| | Total Enterprise Fund Reappropriations | \$110,700.00 | | |

**Community Investment Plan for FISCAL YEAR 2011
Proposed**

| | Total 2011 | Source of Funding | | | Federal & Other |
|---|---------------------|---------------------|---------------------|--------------------|--------------------|
| | | Local Other | Bonds | State | |
| <u>PUBLIC SCHOOLS</u> | | | | | |
| Robert Moton Elementary Kindergarten Addition | \$3,527,000 | | \$1,666,000 | \$1,861,000 | |
| Barrier Free Modifications | 20,000 | 20,000 | | | |
| Freedom Elementary Heat Plant Conversion | 200,000 | | 200,000 | | |
| Freedom Elementary Roof Replacement | 110,000 | | 110,000 | | |
| Hampstead Elementary HVAC Replacement | 2,167,000 | | 900,000 | 1,267,000 | |
| Hampstead Elementary Roof Replacement | 1,450,000 | | 537,000 | 913,000 | |
| Paving | 300,000 | 300,000 | | | |
| Roof Repairs | 135,000 | 135,000 | | | |
| Roof Replacements | 118,000 | | 118,000 | | |
| Technology Improvements | 775,000 | 775,000 | | | |
| Transfer to Operating Budget for BOE Debt Service | 9,950,000 | 9,950,000 | | | |
| PUBLIC SCHOOLS TOTAL | \$18,752,000 | \$11,180,000 | \$3,531,000 | \$4,041,000 | \$0 |
| <u>CONSERVATION AND OPEN SPACE</u> | | | | | |
| Agricultural Land Preservation | \$3,807,330 | \$2,474,000 | \$1,333,330 | | |
| Environmental Compliance | 100,000 | | 100,000 | | |
| Land Bank | 1,200,000 | | 1,200,000 | | |
| Patapsco Road Watershed Project | 625,000 | | 625,000 | | |
| Roadway Evaluation Studies | 15,000 | 15,000 | | | |
| Rural Legacy | 1,500,000 | | | 1,500,000 | |
| Storm Water Facility Reconstruction | 555,000 | | 555,000 | | |
| Water Development | 5,500,000 | 5,730 | 5,494,270 | | |
| Watershed Assessment and Improvement (NPDES) | 2,675,000 | | 2,675,000 | | |
| CONSERVATION AND OPEN SPACE TOTAL | \$15,977,330 | \$2,494,730 | \$11,982,600 | \$1,500,000 | \$0 |
| <u>PUBLIC WORKS</u> | | | | | |
| - ROADS - | | | | | |
| Highway Safety Improvements | \$50,000 | | \$50,000 | | |
| Londontown Boulevard Improvements | 200,000 | 200,000 | | | |
| Low Volume Road Improvements | 1,367,000 | | 1,367,000 | | |
| Neighborhood Overlays | 2,083,000 | 111,016 | 1,971,984 | | |
| Overlays | 4,720,000 | | 4,044,000 | 676,000 | |
| Ridge Road Improvements | 2,800,000 | | 2,800,000 | | |
| Small Drainage Structures | 67,000 | | 67,000 | | |
| Traffic Signal Installation | 39,000 | 39,000 | | | |
| ROADS TOTAL | \$11,326,000 | \$350,016 | \$10,299,984 | \$676,000 | \$0 |
| - BRIDGES - | | | | | |
| Bixlers Church Road over Big Pipe Creek | \$193,000 | | \$38,600 | | \$154,400 |
| Bridge Inspection and Inventory | 50,000 | 50,000 | | | |
| Bridge Maintenance and Structural Repairs | 40,000 | 40,000 | | | |
| Cleaning and Painting of Existing Bridge Structural Steel | 52,000 | 52,000 | | | |
| Shepherds Mill over Little Pipe Creek | 250,000 | | 50,000 | | 200,000 |
| White Rock Road over Piney Run | 140,000 | | 28,000 | | 112,000 |
| BRIDGES TOTAL | \$725,000 | \$142,000 | \$116,600 | \$0 | \$466,400 |
| PUBLIC WORKS TOTAL | \$12,051,000 | \$492,016 | \$10,416,584 | \$676,000 | \$466,400 |
| <u>CULTURE AND RECREATION</u> | | | | | |
| Bennett Cerf Park Revitalization | \$215,000 | \$28,000 | | \$187,000 | |
| Community Self-Help Projects | 62,000 | 62,000 | | | |
| Farm Museum - Farmhouse Electrical Upgrade | 125,000 | 125,000 | | | |
| Piney Run Park Pavement Overlay | 120,000 | 120,000 | | | |
| Program Open Space Unallocated | 116,823 | | | 116,823 | |
| Town Fund | 800 | 800 | | | |
| Union Mills Homestead Restoration | 55,000 | 55,000 | | | |
| CULTURE AND RECREATION TOTAL | \$694,623 | \$390,800 | \$0 | \$303,823 | \$0 |

| | Total 2011 | Source of Funding | | | |
|--|---------------------|---------------------|---------------------|--------------------|--------------------|
| | | Local | | | Federal & Other |
| | | Other | Bonds | State | |
| <u>GENERAL GOVERNMENT</u> | | | | | |
| ADA - Facility Improvements | \$5,000 | \$5,000 | | | |
| Carroll County 800MHz Radio System | 725,000 | | 725,000 | | |
| CCC - Technology Improvements | 1,075,000 | 1,075,000 | | | |
| CCPL - Eldersburg Improvements | 170,000 | 85,000 | | 85,000 | |
| CCPL - North Carroll Improvements | 257,000 | 129,000 | | 128,000 | |
| CCPL - Technology Replacement | 650,000 | 650,000 | | | |
| County Building Systemic Renovations | 1,300,000 | | 1,300,000 | | |
| County Technology Improvements | 412,000 | 412,000 | | | |
| Fleet Management - Tire Changing Station | 281,500 | | 281,500 | | |
| General Government Unallocated | 250,686 | 250,686 | | | |
| GIS Digital Orthophotography | 172,000 | 172,000 | | | |
| Humane Society - Infrastructure Upgrade and Storage Area | 434,200 | 88,985 | 295,215 | | 50,000 |
| Parking Lot Overlays | 50,000 | 50,000 | | | |
| Records Management | 100,000 | 100,000 | | | |
| Voting Machines - New Optical Scan | 100,000 | 100,000 | | | |
| GENERAL GOVERNMENT TOTAL | \$5,982,386 | \$3,117,671 | \$2,601,715 | \$213,000 | \$50,000 |
| GRAND TOTAL | \$53,457,339 | \$17,675,218 | \$28,531,898 | \$6,733,823 | \$516,400 |

COMMUNITY INVESTMENT PLAN FOR FISCAL YEARS 2011 TO 2016

Proposed

| | Fiscal Year | | | | | | Prior Allocation | Balance to Complete | Total Project Cost |
|--|---------------------|---------------------|---------------------|---------------------|---------------------|---------------------|---------------------|---------------------|----------------------|
| | 2011 | 2012 | 2013 | 2014 | 2015 | 2016 | | | |
| PUBLIC SCHOOLS: | | | | | | | | | |
| <u>New Construction, Additions, Modernizations</u> | | | | | | | | | |
| Full Day Kindergarten Additions | \$0 | \$78,000 | \$1,341,000 | \$86,000 | \$1,480,000 | \$95,000 | \$0 | \$3,651,000 | \$6,731,000 |
| Mt. Airy Middle School | 0 | 16,725,000 | 0 | 0 | 0 | 0 | 13,050,000 | 0 | 29,775,000 |
| Robert Moton Elementary Kindergarten Addition | 3,527,000 | 0 | 0 | 0 | 0 | 0 | 199,000 | 0 | 3,726,000 |
| New Construction, Additions, Modernizations Total | \$3,527,000 | \$16,803,000 | \$1,341,000 | \$86,000 | \$1,480,000 | \$95,000 | \$13,249,000 | \$3,651,000 | \$40,232,000 |
| <u>Other Projects</u> | | | | | | | | | |
| Barrier Free Modifications | \$20,000 | \$22,000 | \$24,000 | \$26,000 | \$28,000 | \$30,000 | \$0 | \$0 | \$150,000 |
| Freedom Elementary Heat Plant Conversion | 200,000 | 2,500,000 | 0 | 0 | 0 | 0 | 0 | 0 | 2,700,000 |
| Freedom Elementary Roof Replacement | 110,000 | 1,520,000 | 0 | 0 | 0 | 0 | 0 | 0 | 1,630,000 |
| Hampstead Elementary HVAC Replacement | 2,167,000 | 0 | 0 | 0 | 0 | 0 | 150,000 | 0 | 2,317,000 |
| Hampstead Elementary Roof Replacement | 1,450,000 | 0 | 0 | 0 | 0 | 0 | 250,000 | 0 | 1,700,000 |
| HVAC - Improvements and Replacements | 0 | 0 | 2,665,000 | 2,775,000 | 2,890,000 | 3,000,000 | 0 | 0 | 11,330,000 |
| Paving | 300,000 | 310,000 | 315,000 | 330,000 | 340,000 | 350,000 | 0 | 0 | 1,945,000 |
| Roof Repairs | 135,000 | 140,000 | 145,000 | 150,000 | 155,000 | 160,000 | 0 | 0 | 885,000 |
| Roof Replacements | 118,000 | 140,000 | 1,900,000 | 2,000,000 | 2,100,000 | 2,200,000 | 0 | 0 | 8,458,000 |
| Technology Improvements | 775,000 | 0 | 0 | 0 | 0 | 0 | 0 | 0 | 775,000 |
| Transfer to Operating Budget for BOE Debt Service | 9,950,000 | 12,878,176 | 13,515,200 | 13,602,319 | 13,869,375 | 13,440,043 | 0 | 0 | 77,255,112 |
| Other Projects Total | \$15,225,000 | \$17,510,176 | \$18,564,200 | \$18,883,319 | \$19,382,375 | \$19,180,043 | \$400,000 | \$0 | \$109,145,112 |
| PUBLIC SCHOOLS TOTAL | \$18,752,000 | \$34,313,176 | \$19,905,200 | \$18,969,319 | \$20,862,375 | \$19,275,043 | \$13,649,000 | \$3,651,000 | \$149,377,112 |
| SOURCES OF FUNDING: | | | | | | | | | |
| Transfer from General Fund | \$0 | \$0 | \$0 | \$0 | \$0 | \$0 | \$399,490 | \$0 | \$399,490 |
| Local Income Tax | 10,405,000 | 13,350,176 | 13,999,200 | 14,108,319 | 14,392,375 | 13,980,043 | 0 | 0 | 80,235,112 |
| Bonds | 3,531,000 | 2,038,000 | 2,679,000 | 2,236,000 | 2,933,000 | 2,435,000 | 13,058,145 | 1,751,000 | 30,661,145 |
| Reallocated Property Tax | 775,000 | 0 | 0 | 0 | 0 | 0 | 0 | 0 | 775,000 |
| Impact Fee - Schools | 0 | 3,950,000 | 0 | 0 | 0 | 0 | 0 | 0 | 3,950,000 |
| State Interagency Committee | 4,041,000 | 14,975,000 | 3,227,000 | 2,625,000 | 3,537,000 | 2,860,000 | 0 | 1,900,000 | 33,165,000 |
| PUBLIC SCHOOLS TOTAL | \$18,752,000 | \$34,313,176 | \$19,905,200 | \$18,969,319 | \$20,862,375 | \$19,275,043 | \$13,649,000 | \$3,651,000 | \$149,377,112 |

COMMUNITY INVESTMENT PLAN FOR FISCAL YEARS 2011 TO 2016

Proposed

| | Fiscal Year | | | | | | Prior Allocation | Balance to Complete | Total Project Cost |
|--|---------------------|---------------------|---------------------|---------------------|---------------------|---------------------|---------------------|----------------------|----------------------|
| | 2011 | 2012 | 2013 | 2014 | 2015 | 2016 | | | |
| CONSERVATION AND OPEN SPACE: | | | | | | | | | |
| Agricultural Land Preservation | \$3,807,330 | \$5,068,330 | \$4,965,330 | \$4,063,330 | \$4,457,330 | \$4,656,750 | \$0 | \$0 | \$27,018,400 |
| Environmental Compliance | 100,000 | 100,000 | 100,000 | 100,000 | 100,000 | 100,000 | 0 | 0 | 600,000 |
| Land Bank | 1,200,000 | 1,200,000 | 1,200,000 | 1,200,000 | 1,200,000 | 1,200,000 | 0 | 0 | 7,200,000 |
| Patapsco Road Watershed Project | 625,000 | 406,000 | 0 | 0 | 0 | 0 | 964,400 | 0 | 1,995,400 |
| Roadway Evaluation Studies | 15,000 | 15,000 | 15,000 | 15,000 | 15,000 | 15,000 | 0 | 0 | 90,000 |
| Rural Legacy | 1,500,000 | 0 | 0 | 0 | 0 | 0 | 0 | 0 | 1,500,000 |
| Storm Water Facility Reconstruction | 555,000 | 570,000 | 590,000 | 605,000 | 625,000 | 640,000 | 0 | 0 | 3,585,000 |
| Water Development | 5,500,000 | 5,500,000 | 5,500,000 | 5,500,000 | 5,500,000 | 5,500,000 | 17,257,009 | 129,950,000 | 180,207,009 |
| Watershed Assessment and Improvement (NPDES) | 2,675,000 | 2,780,000 | 2,985,000 | 3,440,000 | 3,445,000 | 3,700,000 | 0 | 0 | 19,025,000 |
| CONSERVATION AND OPEN SPACE TOTAL | \$15,977,330 | \$15,639,330 | \$15,355,330 | \$14,923,330 | \$15,342,330 | \$15,811,750 | \$18,221,409 | \$129,950,000 | \$241,220,809 |
| | 3,955,000 | | | | | | | | |
| SOURCES OF FUNDING: | | | | | | | | | |
| Transfer from General Fund | \$0 | \$15,000 | \$15,000 | \$15,000 | \$15,000 | \$15,000 | \$0 | \$0 | \$75,000 |
| Property Tax | 2,474,000 | 2,435,000 | 2,307,000 | 1,380,000 | 1,749,000 | 1,948,400 | 1,156,351 | 0 | 13,449,751 |
| Bonds | 6,362,600 | 11,889,330 | 11,708,330 | 12,178,330 | 12,203,330 | 12,473,350 | 17,065,058 | 129,950,000 | 213,830,328 |
| Reallocated Bonds | 5,620,000 | 0 | 0 | 0 | 0 | 0 | 0 | 0 | 5,620,000 |
| Reallocated GF Transfer | 5,730 | 0 | 0 | 0 | 0 | 0 | 0 | 0 | 5,730 |
| Reallocated Property Tax | 15,000 | 0 | 0 | 0 | 0 | 0 | 0 | 0 | 15,000 |
| Ag Transfer Tax | 0 | 50,000 | 75,000 | 100,000 | 125,000 | 125,000 | 0 | 0 | 475,000 |
| State Ag. Preservation (MALPF) | 0 | 1,250,000 | 1,250,000 | 1,250,000 | 1,250,000 | 1,250,000 | 0 | 0 | 6,250,000 |
| Grants (MDE, Rural Legacy, CDBG) | 1,500,000 | 0 | 0 | 0 | 0 | 0 | 0 | 0 | 1,500,000 |
| CONSERVATION AND OPEN SPACE TOTAL | \$15,977,330 | \$15,639,330 | \$15,355,330 | \$14,923,330 | \$15,342,330 | \$15,811,750 | \$18,221,409 | \$129,950,000 | \$241,220,809 |

COMMUNITY INVESTMENT PLAN FOR FISCAL YEARS 2011 TO 2016

Proposed

| | Fiscal Year | | | | | | Prior Allocation | Balance to Complete | Total Project Cost |
|-------------------------------------|---------------------|--------------------|--------------------|--------------------|--------------------|--------------------|--------------------|---------------------|---------------------|
| | 2011 | 2012 | 2013 | 2014 | 2015 | 2016 | | | |
| ROADS: | | | | | | | | | |
| Highway Safety Improvements | \$50,000 | \$51,500 | \$53,000 | \$55,000 | \$56,650 | \$58,350 | \$0 | \$0 | \$324,500 |
| Londontown Boulevard Improvements | 200,000 | 0 | 0 | 0 | 0 | 0 | 3,500,000 | 0 | 3,700,000 |
| Low Volume Road Improvements | 1,367,000 | 1,410,000 | 1,552,000 | 1,427,000 | 1,468,000 | 1,911,000 | 0 | 0 | 9,135,000 |
| Neighborhood Overlays | 2,083,000 | 1,760,000 | 2,394,000 | 1,855,000 | 2,391,000 | 1,548,000 | 0 | 0 | 12,031,000 |
| Overlays | 4,720,000 | 4,672,000 | 5,329,000 | 5,453,000 | 5,659,000 | 4,756,000 | 0 | 0 | 30,589,000 |
| Patapsco Road Drainage Improvements | 0 | 0 | 0 | 600,000 | 0 | 0 | 0 | 0 | 600,000 |
| Ridge Road Improvements | 2,800,000 | 0 | 0 | 0 | 0 | 0 | 250,000 | 0 | 3,050,000 |
| Small Drainage Structures | 67,000 | 70,000 | 73,000 | 76,000 | 79,000 | 81,000 | 0 | 0 | 446,000 |
| Traffic Signal Installation | 39,000 | 41,000 | 41,000 | 43,000 | 43,000 | 45,000 | 0 | 0 | 252,000 |
| ROADS TOTAL | \$11,326,000 | \$8,004,500 | \$9,442,000 | \$9,509,000 | \$9,696,650 | \$8,399,350 | \$3,750,000 | \$0 | \$60,127,500 |
| SOURCES OF FUNDING: | | | | | | | | | |
| Transfer from General Fund | \$0 | \$41,000 | \$41,000 | \$43,000 | \$43,000 | \$45,000 | \$540,000 | \$0 | \$753,000 |
| Bonds | 1,390,669 | 7,287,500 | 8,625,000 | 8,640,000 | 8,777,650 | 7,428,350 | 1,900,000 | 0 | 44,049,169 |
| Transfer from IDA | 0 | 0 | 0 | 0 | 0 | 0 | 300,000 | 0 | 300,000 |
| Reallocated Bonds | 8,909,315 | 0 | 0 | 0 | 0 | 0 | 0 | 0 | 8,909,315 |
| Reallocated GF Transfer | 111,016 | 0 | 0 | 0 | 0 | 0 | 0 | 0 | 111,016 |
| Reallocated Property Tax | 239,000 | 0 | 0 | 0 | 0 | 0 | 0 | 0 | 239,000 |
| Highway Administration | 176,000 | 176,000 | 176,000 | 176,000 | 176,000 | 176,000 | 0 | 0 | 1,056,000 |
| Highway User Revenue | 500,000 | 500,000 | 600,000 | 650,000 | 700,000 | 750,000 | 0 | 0 | 3,700,000 |
| Developer Funded | 0 | 0 | 0 | 0 | 0 | 0 | 1,010,000 | 0 | 1,010,000 |
| ROADS TOTAL | \$11,326,000 | \$8,004,500 | \$9,442,000 | \$9,509,000 | \$9,696,650 | \$8,399,350 | \$3,750,000 | \$0 | \$60,127,500 |

COMMUNITY INVESTMENT PLAN FOR FISCAL YEARS 2011 TO 2016

Proposed

| | Fiscal Year | | | | | | Prior Allocation | Balance to Complete | Total Project Cost |
|---|------------------|--------------------|------------------|------------------|------------------|------------------|------------------|---------------------|--------------------|
| | 2011 | 2012 | 2013 | 2014 | 2015 | 2016 | | | |
| BRIDGES: | | | | | | | | | |
| Bixlers Church Road over Big Pipe Creek | \$193,000 | \$0 | \$598,000 | \$0 | \$0 | \$0 | \$0 | \$0 | \$791,000 |
| Bridge Inspection and Inventory | 50,000 | 0 | 55,000 | 0 | 60,500 | 0 | 0 | 0 | 165,500 |
| Bridge Maintenance and Structural Repairs | 40,000 | 42,000 | 44,000 | 46,000 | 48,000 | 50,000 | 0 | 0 | 270,000 |
| Cape Horn Road over Unnamed Stream | 0 | 0 | 0 | 0 | 129,000 | 249,000 | 0 | 0 | 378,000 |
| Cleaning and Painting of Existing Bridge Structural Steel | 52,000 | 54,000 | 56,000 | 58,000 | 60,000 | 62,000 | 0 | 0 | 342,000 |
| Shepherds Mill over Little Pipe Creek | 250,000 | 3,740,400 | 0 | 0 | 0 | 0 | 0 | 0 | 3,990,400 |
| Stone Chapel Road over Little Pipe Creek | 0 | 0 | 0 | 157,000 | 603,000 | 0 | 0 | 0 | 760,000 |
| White Rock Road over Piney Run | 140,000 | 436,000 | 0 | 0 | 0 | 0 | 0 | 0 | 576,000 |
| BRIDGES TOTAL | \$725,000 | \$4,272,400 | \$753,000 | \$261,000 | \$900,500 | \$361,000 | \$0 | \$0 | \$7,272,900 |

SOURCES OF FUNDING:

| | | | | | | | | | |
|----------------------------|------------------|--------------------|------------------|------------------|------------------|------------------|------------|------------|--------------------|
| Transfer from General Fund | \$0 | \$96,000 | \$155,000 | \$104,000 | \$168,500 | \$112,000 | \$0 | \$0 | \$635,500 |
| Bonds | 116,600 | 835,280 | 119,600 | 31,400 | 249,600 | 249,000 | 0 | 0 | 1,601,480 |
| Reallocated Property Tax | 142,000 | 0 | 0 | 0 | 0 | 0 | 0 | 0 | 142,000 |
| Federal Highway/Bridge | 466,400 | 3,341,120 | 478,400 | 125,600 | 482,400 | 0 | 0 | 0 | 4,893,920 |
| BRIDGES TOTAL | \$725,000 | \$4,272,400 | \$753,000 | \$261,000 | \$900,500 | \$361,000 | \$0 | \$0 | \$7,272,900 |

Public Works Summary

COMMUNITY INVESTMENT PLAN FOR FISCAL YEARS 2011 TO 2016

| | Fiscal Year | | | | | | Prior Allocation | Balance to Complete | Total Project Cost |
|---------------------------|---------------------|---------------------|---------------------|--------------------|---------------------|--------------------|--------------------|---------------------|---------------------|
| | 2011 | 2012 | 2013 | 2014 | 2015 | 2016 | | | |
| PUBLIC WORKS | | | | | | | | | |
| Roads | \$11,326,000 | \$8,004,500 | \$9,442,000 | \$9,509,000 | \$9,696,650 | \$8,399,350 | \$3,750,000 | \$0 | \$60,127,500 |
| Bridges | 725,000 | 4,272,400 | 753,000 | 261,000 | 900,500 | 361,000 | 0 | 0 | 7,272,900 |
| PUBLIC WORKS TOTAL | \$12,051,000 | \$12,276,900 | \$10,195,000 | \$9,770,000 | \$10,597,150 | \$8,760,350 | \$3,750,000 | \$0 | \$67,400,400 |

SOURCES OF FUNDING

| | | | | | | | | | |
|----------------------------|---------------------|---------------------|---------------------|--------------------|---------------------|--------------------|--------------------|------------|---------------------|
| Transfer from General Fund | \$0 | \$137,000 | \$196,000 | \$147,000 | \$211,500 | \$157,000 | \$540,000 | \$0 | \$1,388,500 |
| Bonds | 1,507,269 | 8,122,780 | 8,744,600 | 8,671,400 | 9,027,250 | 7,677,350 | 1,900,000 | 0 | 45,650,649 |
| Transfer from IDA | 0 | 0 | 0 | 0 | 0 | 0 | 300,000 | 0 | 300,000 |
| Reallocated Bonds | 8,909,315 | 0 | 0 | 0 | 0 | 0 | 0 | 0 | 8,909,315 |
| Reallocated GF Transfer | 111,016 | 0 | 0 | 0 | 0 | 0 | 0 | 0 | 111,016 |
| Reallocated Property Tax | 381,000 | 0 | 0 | 0 | 0 | 0 | 0 | 0 | 381,000 |
| Highway Administration | 176,000 | 176,000 | 176,000 | 176,000 | 176,000 | 176,000 | 0 | 0 | 1,056,000 |
| Highway User Revenue | 500,000 | 500,000 | 600,000 | 650,000 | 700,000 | 750,000 | 0 | 0 | 3,700,000 |
| Federal Highway/Bridge | 466,400 | 3,341,120 | 478,400 | 125,600 | 482,400 | 0 | 0 | 0 | 4,893,920 |
| Developer Funded | 0 | 0 | 0 | 0 | 0 | 0 | 1,010,000 | 0 | 1,010,000 |
| PUBLIC WORKS TOTAL | \$12,051,000 | \$12,276,900 | \$10,195,000 | \$9,770,000 | \$10,597,150 | \$8,760,350 | \$3,750,000 | \$0 | \$67,400,400 |

COMMUNITY INVESTMENT PLAN FOR FISCAL YEARS 2011 TO 2016

Proposed

| | Fiscal Year | | | | | | Prior Allocation | Balance to Complete | Total Project Cost |
|--|------------------|------------------|------------------|------------------|------------------|------------------|------------------|---------------------|--------------------|
| | 2011 | 2012 | 2013 | 2014 | 2015 | 2016 | | | |
| CULTURE AND RECREATION: | | | | | | | | | |
| Bennett Cerf Park Revitalization | \$215,000 | \$0 | \$0 | \$0 | \$0 | \$0 | \$64,950 | \$0 | \$279,950 |
| Community Self-Help Projects | 62,000 | 64,000 | 66,000 | 68,000 | 70,000 | 72,000 | 0 | 0 | 402,000 |
| Farm Museum - Farmhouse Electrical Upgrade | 125,000 | 0 | 0 | 0 | 0 | 0 | 0 | 0 | 125,000 |
| Park Restoration | 0 | 84,500 | 87,000 | 90,000 | 93,000 | 96,000 | 0 | 0 | 450,500 |
| Piney Run Park Pavement Overlay | 120,000 | 0 | 0 | 0 | 0 | 0 | 0 | 0 | 120,000 |
| Program Open Space Unallocated | 116,823 | 75,000 | 100,000 | 150,000 | 175,000 | 200,000 | 0 | 0 | 816,823 |
| Tot Lot Replacement | 0 | 76,000 | 0 | 94,000 | 0 | 105,000 | 184,238 | 0 | 459,238 |
| Town Fund | 800 | 1,000 | 1,400 | 2,000 | 2,400 | 2,800 | 0 | 0 | 10,400 |
| Union Mills Homestead Restoration | 55,000 | 0 | 0 | 0 | 0 | 0 | 0 | 0 | 55,000 |
| CULTURE AND RECREATION TOTAL | \$694,623 | \$300,500 | \$254,400 | \$404,000 | \$340,400 | \$475,800 | \$249,188 | \$0 | \$2,718,911 |

SOURCES OF FUNDING:

| | | | | | | | | | |
|-------------------------------------|------------------|------------------|------------------|------------------|------------------|------------------|------------------|------------|--------------------|
| Transfer from General Fund | \$0 | \$157,100 | \$154,400 | \$169,400 | \$165,400 | \$181,300 | \$36,411 | \$0 | \$864,011 |
| Reallocated Property Tax | 362,800 | 0 | 0 | 0 | 0 | 0 | 0 | 0 | 362,800 |
| Impact Fee - Parks | 28,000 | 0 | 0 | 0 | 0 | 0 | 0 | 0 | 28,000 |
| Reallocated Program Open Space | 5,377 | 0 | 0 | 0 | 0 | 0 | 0 | 0 | 5,377 |
| Program Open Space | 116,823 | 75,000 | 100,000 | 150,000 | 175,000 | 200,000 | 212,777 | 0 | 1,029,600 |
| POS - Park Development | 181,623 | 68,400 | 0 | 84,600 | 0 | 94,500 | 0 | 0 | 429,123 |
| CULTURE AND RECREATION TOTAL | \$694,623 | \$300,500 | \$254,400 | \$404,000 | \$340,400 | \$475,800 | \$249,188 | \$0 | \$2,718,911 |

COMMUNITY INVESTMENT PLAN FOR FISCAL YEARS 2011 TO 2016

Proposed

| | Fiscal Year | | | | | | Prior Allocation | Balance to Complete | Total Project Cost |
|--|--------------------|--------------------|---------------------|--------------------|--------------------|--------------------|---------------------|------------------------|-----------------------|
| | 2011 | 2012 | 2013 | 2014 | 2015 | 2016 | | | |
| GENERAL GOVERNMENT: | | | | | | | | | |
| ADA - Facility Improvements | \$5,000 | \$5,000 | \$5,000 | \$5,000 | \$5,000 | \$5,000 | \$0 | \$0 | \$30,000 |
| Carroll County 800MHz Radio System | 725,000 | 3,225,000 | 22,500,000 | 0 | 0 | 0 | 3,684,468 | 0 | 30,134,468 |
| CCC - Technology Improvements | 1,075,000 | 0 | 0 | 0 | 0 | 0 | 0 | 0 | 1,075,000 |
| CCPL - Eldersburg Improvements | 170,000 | 0 | 0 | 0 | 0 | 0 | 248,000 | 0 | 418,000 |
| CCPL - North Carroll Improvements | 257,000 | 0 | 0 | 0 | 0 | 0 | 0 | 0 | 257,000 |
| CCPL - Technology Replacement | 650,000 | 0 | 0 | 0 | 0 | 0 | 0 | 0 | 650,000 |
| County Building Systemic Renovations | 1,300,000 | 550,000 | 575,000 | 600,000 | 625,000 | 650,000 | 0 | 0 | 4,300,000 |
| County Phone System Replacement | 0 | 850,000 | 0 | 0 | 0 | 0 | 0 | 0 | 850,000 |
| County Technology Improvements | 412,000 | 425,000 | 442,000 | 780,000 | 446,000 | 459,000 | 0 | 0 | 2,964,000 |
| Fleet Management - Lift Replacements | 0 | 25,000 | 0 | 0 | 0 | 0 | 338,915 | 0 | 363,915 |
| Fleet Management - Tire Changing Station | 281,500 | 0 | 0 | 0 | 0 | 0 | 0 | 0 | 281,500 |
| General Government Unallocated | 250,686 | 0 | 0 | 0 | 0 | 0 | 0 | 0 | 250,686 |
| GIS Digital Orthophotography | 172,000 | 0 | 182,000 | 0 | 194,000 | 0 | 0 | 0 | 548,000 |
| Humane Society - Infrastructure Upgrade and Storage Area | 434,200 | 0 | 0 | 0 | 0 | 0 | 0 | 0 | 434,200 |
| Parking Lot Overlays | 50,000 | 53,000 | 56,000 | 59,000 | 62,000 | 65,000 | 0 | 0 | 345,000 |
| Records Management | 100,000 | 0 | 0 | 0 | 0 | 0 | 306,000 | 0 | 406,000 |
| Voting Machines - New Optical Scan | 100,000 | 100,000 | 100,000 | 100,000 | 0 | 0 | 120,000 | 0 | 520,000 |
| GENERAL GOVERNMENT TOTAL | \$5,982,386 | \$5,233,000 | \$23,860,000 | \$1,544,000 | \$1,332,000 | \$1,179,000 | \$4,697,383 | \$0 | \$43,827,769 |
| SOURCES OF FUNDING: | | | | | | | | | |
| Transfer from General Fund | \$0 | \$583,000 | \$785,000 | \$944,000 | \$707,000 | \$529,000 | \$1,083,383 | \$0 | \$4,631,383 |
| Property Tax | 0 | 0 | 0 | 0 | 0 | 0 | 1,120,000 | 0 | 1,120,000 |
| Bonds | 2,376,032 | 4,650,000 | 23,075,000 | 600,000 | 625,000 | 650,000 | 2,370,000 | 0 | 34,346,032 |
| Cable Franchise Fee | 1,075,000 | 0 | 0 | 0 | 0 | 0 | 0 | 0 | 1,075,000 |
| Reallocated Bonds | 225,683 | 0 | 0 | 0 | 0 | 0 | 0 | 0 | 225,683 |
| Reallocated GF Transfer | 818,138 | 0 | 0 | 0 | 0 | 0 | 0 | 0 | 818,138 |
| Reallocated Property Tax | 1,224,534 | 0 | 0 | 0 | 0 | 0 | 0 | 0 | 1,224,534 |
| MD Library Development | 213,000 | 0 | 0 | 0 | 0 | 0 | 124,000 | 0 | 337,000 |
| Private | 50,000 | 0 | 0 | 0 | 0 | 0 | 0 | 0 | 50,000 |
| GENERAL GOVERNMENT TOTAL | \$5,982,386 | \$5,233,000 | \$23,860,000 | \$1,544,000 | \$1,332,000 | \$1,179,000 | \$4,697,383 | \$0 | \$43,827,769 |

COMMUNITY INVESTMENT PLAN FOR FISCAL YEARS 2011 to 2016
Proposed - Capital Fund

| | 2011 | 2012 | Fiscal Year 2013 | 2014 | 2015 | 2016 | Prior Allocation | Balance to Complete | Total Project Cost |
|----------------------------------|---------------------|---------------------|---------------------|---------------------|---------------------|---------------------|---------------------|------------------------|-----------------------|
| GRAND TOTAL-USES | \$53,457,339 | \$67,762,906 | \$69,569,930 | \$45,610,649 | \$48,474,255 | \$45,501,942 | \$40,566,980 | \$133,601,000 | \$504,545,001 |
| SOURCE OF FUNDING | | | | | | | | | |
| -LOCAL- | | | | | | | | | |
| Transfer from General Fund | \$0 | \$892,100 | \$1,150,400 | \$1,275,400 | \$1,098,900 | \$882,300 | \$2,059,284 | \$0 | \$7,358,384 |
| Local Income Tax | 10,405,000 | 13,350,176 | 13,999,200 | 14,108,319 | 14,392,375 | 13,980,043 | 0 | 0 | 80,235,112 |
| Property Tax | 2,474,000 | 2,435,000 | 2,307,000 | 1,380,000 | 1,749,000 | 1,948,400 | 2,467,716 | 0 | 14,761,116 |
| Bonds | 13,776,901 | 26,700,110 | 46,206,930 | 23,685,730 | 24,788,580 | 23,235,700 | 34,393,203 | 131,701,000 | 324,488,153 |
| Cable Franchise Fee | 1,075,000 | 0 | 0 | 0 | 0 | 0 | 0 | 0 | 1,075,000 |
| Transfer from IDA | 0 | 0 | 0 | 0 | 0 | 0 | 300,000 | 0 | 300,000 |
| Reallocated Bonds | 14,754,998 | 0 | 0 | 0 | 0 | 0 | 0 | 0 | 14,754,998 |
| Reallocated GF Transfer | 934,884 | 0 | 0 | 0 | 0 | 0 | 0 | 0 | 934,884 |
| Reallocated Property Tax | 2,758,334 | 0 | 0 | 0 | 0 | 0 | 0 | 0 | 2,758,334 |
| Impact Fee - Parks | 28,000 | 0 | 0 | 0 | 0 | 0 | 0 | 0 | 28,000 |
| Impact Fee - Schools | 0 | 3,950,000 | 0 | 0 | 0 | 0 | 0 | 0 | 3,950,000 |
| Ag Transfer Tax | 0 | 50,000 | 75,000 | 100,000 | 125,000 | 125,000 | 0 | 0 | 475,000 |
| LOCAL TOTAL | \$46,207,116 | \$47,377,386 | \$63,738,530 | \$40,549,449 | \$42,153,855 | \$40,171,442 | \$39,220,203 | \$131,701,000 | \$451,118,981 |
| -STATE- | | | | | | | | | |
| Highway Administration | \$176,000 | \$176,000 | \$176,000 | \$176,000 | \$176,000 | \$176,000 | \$0 | \$0 | \$1,056,000 |
| MD Library Development | 213,000 | 0 | 0 | 0 | 0 | 0 | 124,000 | 0 | 337,000 |
| State Interagency Committee | 4,041,000 | 14,975,000 | 3,227,000 | 2,625,000 | 3,537,000 | 2,860,000 | 0 | 1,900,000 | 33,165,000 |
| Agricultural Preservation | 0 | 1,250,000 | 1,250,000 | 1,250,000 | 1,250,000 | 1,250,000 | 0 | 0 | 6,250,000 |
| Highway User Revenue | 500,000 | 500,000 | 600,000 | 650,000 | 700,000 | 750,000 | 0 | 0 | 3,700,000 |
| Reallocated Program Open Space | 5,377 | 0 | 0 | 0 | 0 | 0 | 0 | 0 | 5,377 |
| Program Open Space | 116,823 | 75,000 | 100,000 | 150,000 | 175,000 | 200,000 | 212,777 | 0 | 1,029,600 |
| Grants (MDE, CDBG, Rural Legacy) | 1,500,000 | 0 | 0 | 0 | 0 | 0 | 0 | 0 | 1,500,000 |
| POS - Park Development | 181,623 | 68,400 | 0 | 84,600 | 0 | 94,500 | 0 | 0 | 429,123 |
| STATE TOTAL | \$6,733,823 | \$17,044,400 | \$5,353,000 | \$4,935,600 | \$5,838,000 | \$5,330,500 | \$336,777 | \$1,900,000 | \$47,472,100 |
| -FEDERAL- | | | | | | | | | |
| Federal Highway/Bridge | \$466,400 | \$3,341,120 | \$478,400 | \$125,600 | \$482,400 | \$0 | \$0 | \$0 | \$4,893,920 |
| FEDERAL TOTAL | \$466,400 | \$3,341,120 | \$478,400 | \$125,600 | \$482,400 | \$0 | \$0 | \$0 | \$4,893,920 |
| -OTHER- | | | | | | | | | |
| Developer Funded | \$0 | \$0 | \$0 | \$0 | \$0 | \$0 | \$1,010,000 | \$0 | \$1,010,000 |
| Private | 50,000 | 0 | 0 | 0 | 0 | 0 | 0 | 0 | 50,000 |
| OTHER TOTAL | \$50,000 | \$0 | \$0 | \$0 | \$0 | \$0 | \$1,010,000 | \$0 | \$1,060,000 |
| GRAND TOTAL SOURCES | \$53,457,339 | \$67,762,906 | \$69,569,930 | \$45,610,649 | \$48,474,255 | \$45,501,942 | \$40,566,980 | \$133,601,000 | \$504,545,001 |