

## **CHAPTER 3**

### **TABLES**

**TABLE 3-1**

**CARROLL COUNTY BUSINESS COMPOSITION - SECOND QUARTER 2005**

Industry	SECOND QUARTER 2005						
	Number of Reporting Units	Monthly Employment			Quarterly Average Employment	Total Wages	Average Weekly Wage Per Worker
		First	Second	Third			
<b>Carroll County</b>							
<b>TOTAL EMPLOYMENT</b>	4,721	53,870	54,533	54,906	54,436	\$426,105,122	\$602
<b>GOVERNMENT SECTOR - TOTAL</b>	85	7,903	8,071	7,921	7,965	79,552,283	768
Federal Government	20	318	318	329	322	3,897,342	931
State Government	8	1,264	1,266	1,314	1,281	13,033,611	783
Local Government	57	6,321	6,487	6,278	6,362	62,621,330	757
<b>PRIVATE SECTOR - TOTAL ALL INDUSTRIES</b>	4,636	45,967	46,462	46,985	46,471	346,552,839	574
<b>GOODS-PRODUCING</b>	1,276	12,108	12,242	12,471	12,274	119,070,608	746
Natural Resources and Mining	37	237	239	243	240	1,610,000	516
Construction	1,072	7,242	7,404	7,596	7,414	66,643,643	691
Manufacturing	167	4,629	4,599	4,632	4,620	50,816,965	846
<b>SERVICE PROVIDING</b>	3,356	33,858	34,219	34,513	34,197	227,480,981	512
Trade, Transportation, and Utilities	959	11,340	11,479	11,537	11,452	78,133,487	525
Information	53	546	519	526	530	5,575,997	809
Financial Activities	382	1,628	1,652	1,659	1,646	16,795,097	785
Professional and Business Services	835	4,749	4,774	4,891	4,805	41,334,126	662
Education and Health Services	404	7,740	7,774	7,728	7,747	57,892,977	575
Leisure and Hospitality	297	5,612	5,767	5,887	5,755	15,728,994	210
Other Services	426	2,243	2,254	2,285	2,261	12,020,303	409
UNCLASSIFIED	4	1	1	1	1	1,250	96

Source: Maryland Department of Labor, Licensing and Regulation

**TABLE 3-2**  
**DOMESTIC LIVESTOCK\***  
**POPULATION**  
**CARROLL COUNTY, MARYLAND**

<b>LIVESTOCK</b>	<b>TOTAL LIVESTOCK POPULATION</b>	<b>COMBINED AVERAGE MORTALITY RATE (all ages)</b>	<b>ESTIMATED DEAD STOCK (per year)</b>	<b>ESTIMATED TONS</b>
Cattle and Calves	30,668	6%	1,840	230
Chickens	350,000	12%	40,000	50
Hogs & Pigs	5,014	7%	351	8
Sheep & Lambs	3,759	7%	263	2
Horses	10,163	.5%	50	25

**\*Maryland Cooperative Extension, Carroll County - 2005**

**TABLE 3-3**

<b>WASTE VOLUME PROJECTIONS – YEARLY (TONS)</b>						
<b>SOURCE</b>	<b>ACTUALS</b>				<b>PROJECTIONS</b>	
	<b>2002</b>	<b>2003</b>	<b>2004</b>	<b>2005</b>	<b>2010</b>	<b>2015</b>
Residential	68,314	59,534	72,841	73,789	81,168	89,285
Commercial/Industrial/ Institutional	74,007	64,496	78,911	79,938	87,932	96,725
Construction Demolition Debris (Rubble)	14,882	14,231	10,931	11,086	12,195	13,414
Controlled Hazardous Substances	-	-	-	-	-	-
Dead Animals (Estimated)	550	550	550	550	550	550
*Bulky Wastes	-	-	-	-	-	-
White Goods	1,886	3,228	2,878	2,845	3,130	3,442
Scrap Tires	476	556	642	590	649	713
WWTP Sludges (Dry)	4,947	5,174	4,026	2,486	2,735	3,008
Septage	-	-	-	-	-	-
**Recycled (MRA)	109,000	87,231	61,691	60,571	66,628	73,290
Yard Trim	8,847	15,445	13,238	16,873	18,560	20,416
Used Oil (Tons)	744	576	734	882	970	1,067
Antifreeze (Tons)	32	29	49	58	64	70

\* Bulky Wastes are included in residential and commercial tonnages.

\*\* 2002 & 2003 include recycled ash and scrap metal recovered from the waste-to-energy facility.

Data from Annual Landfill and MRA Reports.  
Projection estimates increased by 2% per year.

---

**TABLE 3-4**

**WASTEWATER TREATMENT PLANT SLUDGE  
WET TONS PRODUCED**

**2005**

<b>AREA</b>	<b>WET TONS</b>
Freedom*	3,454
Hampstead	963
Mt. Airy	1,358
Manchester	239.37
New Windsor	0.00
Pleasant Valley	417
Runnymede	209
Taneytown	724.68
Union Bridge	780
Westminster	415.80
<b>TOTAL</b>	<b>12,725.05</b>

**\*Includes tonnages transported from plant at South Carroll High School.**

---

**TABLE 3-5**  
**CARROLL COUNTY**  
**FY 2005**  
**LEACHATE GENERATED**  
**In Gallons**

---

<u>Landfill:</u>	<u>Leachate:</u>
*Bark Hill	10,500
*Hoods Mill	6,000
Northern	<u>2,776,367</u>
<b>TOTAL</b>	<b>2,792,867</b>

**\*Facility Capped**

Method of Disposal: The untreated leachate is hauled to Freedom Wastewater Treatment Plant and Westminster Wastewater Treatment Plant via tank truck.

**Table 3-6**

**Carroll County Municipalities  
Solid Waste Management and Recycling Information – Fiscal Year 2005**

Municipality	No. of Households	Waste Collection			Recycling			Yard Trimmings			Bulk Waste		
		Sector Served	Contractor	Frequency	Sector Served	Contractor	Frequency	Sector Served	Contractor	Frequency	Sector	Contractor	Frequency
<b>Hampstead</b>	2,396	Residential	BFI	Weekly	Residential	BFI	Weekly	Residential	BFI	Weekly April - November	Residential	BFI	3/year
<b>Manchester</b>	1,605	Residential Commercial	Hughes	Weekly	Residential Commercial	Hughes	Weekly	N/A	N/A	N/A	Residential Commercial	Hughes	3/year
<b>Mt. Airy</b>	Carroll County 1,885 Frederick County 1,015	Residential	Key Sanitation	Weekly	Residential	Key Sanitation	Residential weekly	Residential	Key Sanitation	2/month - April thru November	Residential	Event organized by Jaycees & Boy Scouts – municipal parking lot	2/year April & October
<b>New Windsor</b>	527	Residential	Hughes	Weekly	Residential	Hughes	Weekly	Residential	Municipality	Bi-weekly - May thru Dec.	Residential	Municipality	4/year
<b>Sykesville</b>	1,390	Residential	Municipality	Weekly	Residential	Municipality	Weekly	Residential	Municipality	Weekly	Residential	Municipality	On Call
<b>Taneytown</b>	2,308	Residential	Hughes	Weekly	Residential	Hughes	Weekly	Residential	Hughes	Weekly	Residential	Hughes	2x/year drop-off site
<b>Union Bridge</b>	488	Residential	Hughes	Weekly	Residential	Hughes	Weekly	Residential	RSL	Weekly	N/A	N/A	N/A
<b>Westminster</b>	4,574	Residential	BFI	Weekly	Residential	BFI	Weekly	Residential	Municipality	Weekly	Residential	Municipality	On Call

---

TABLE 3-7

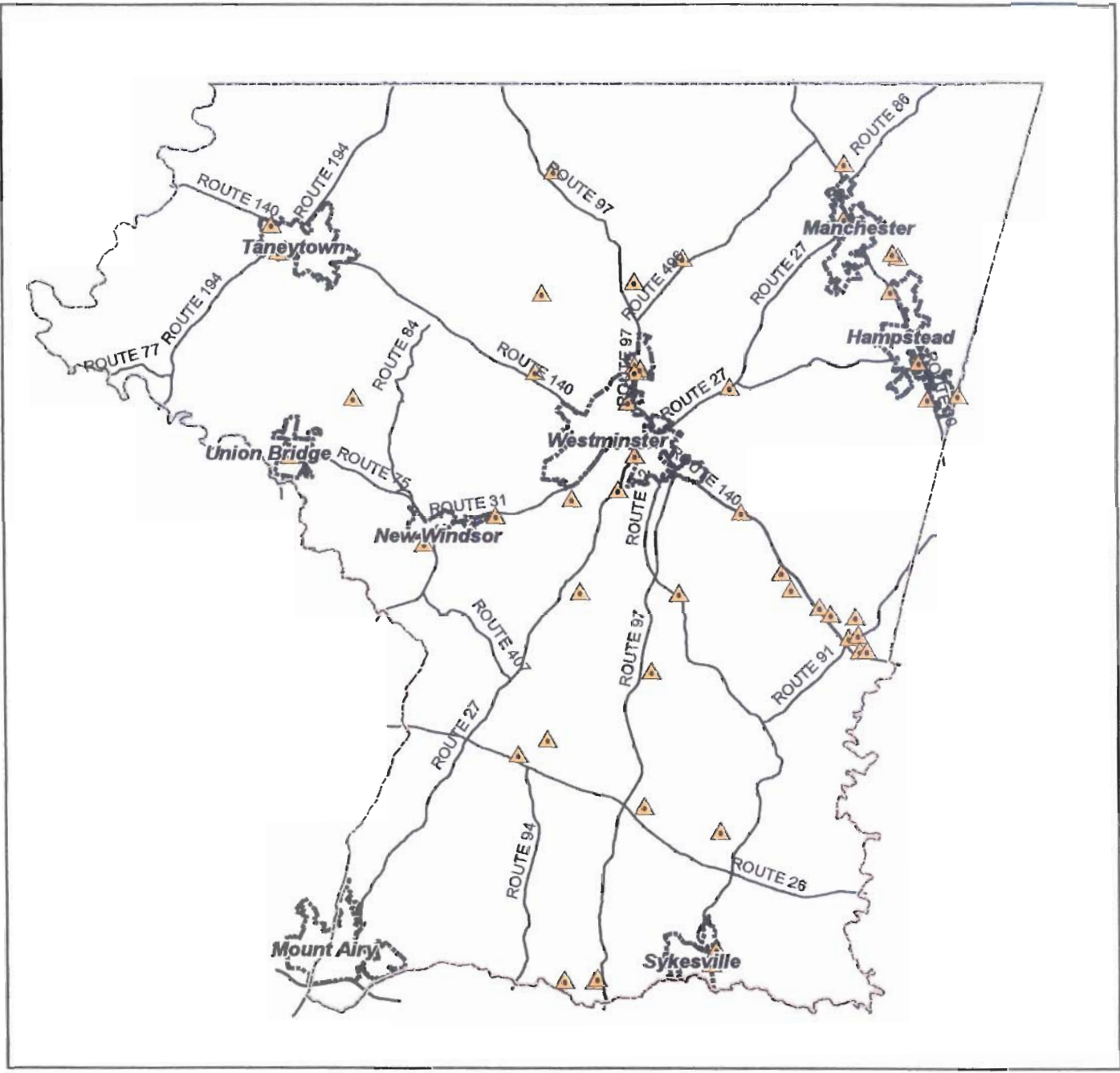
CARROLL COUNTY  
ELECTRONICS RECYCLING EVENTS  
2002 – 2005

<b>Date</b>	<b>No. of Vehicles</b>	<b>Tons Collected</b>
April 27, 2002	250	13.95
October 19, 2002	174	7.45
July 12, 2003	305	15.91
June 5, 2004	325	14.53
November 11, 2005	390	19.34

---

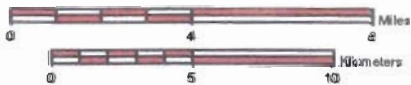
## **CHAPTER 3**

### **FIGURES**

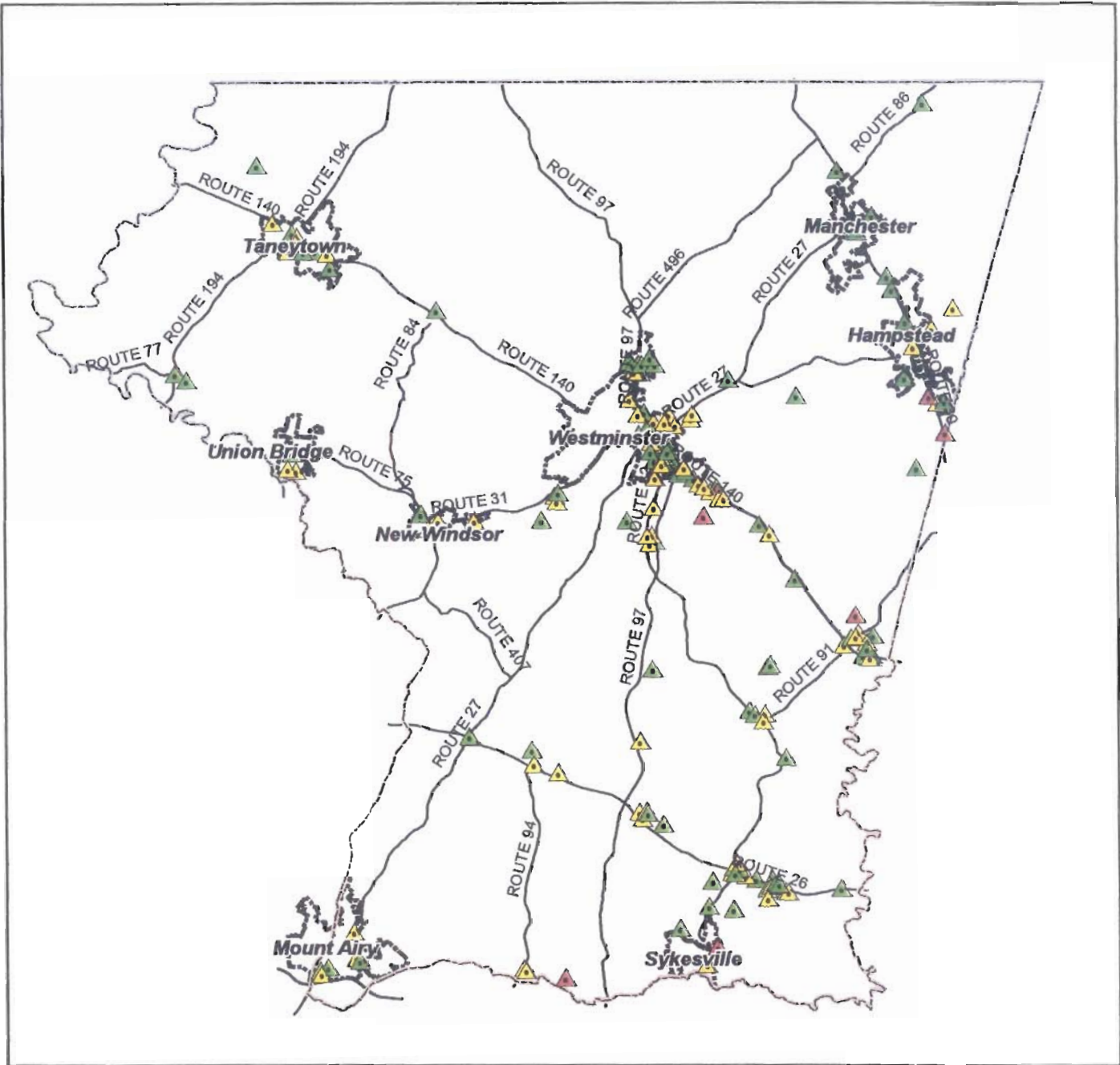


**Legend**




 Permit Site




**Discharge Permits**  
 Carroll County, MD  
 Ten Year Solid Waste Management Plan  
 2005  
 Figure 3-1

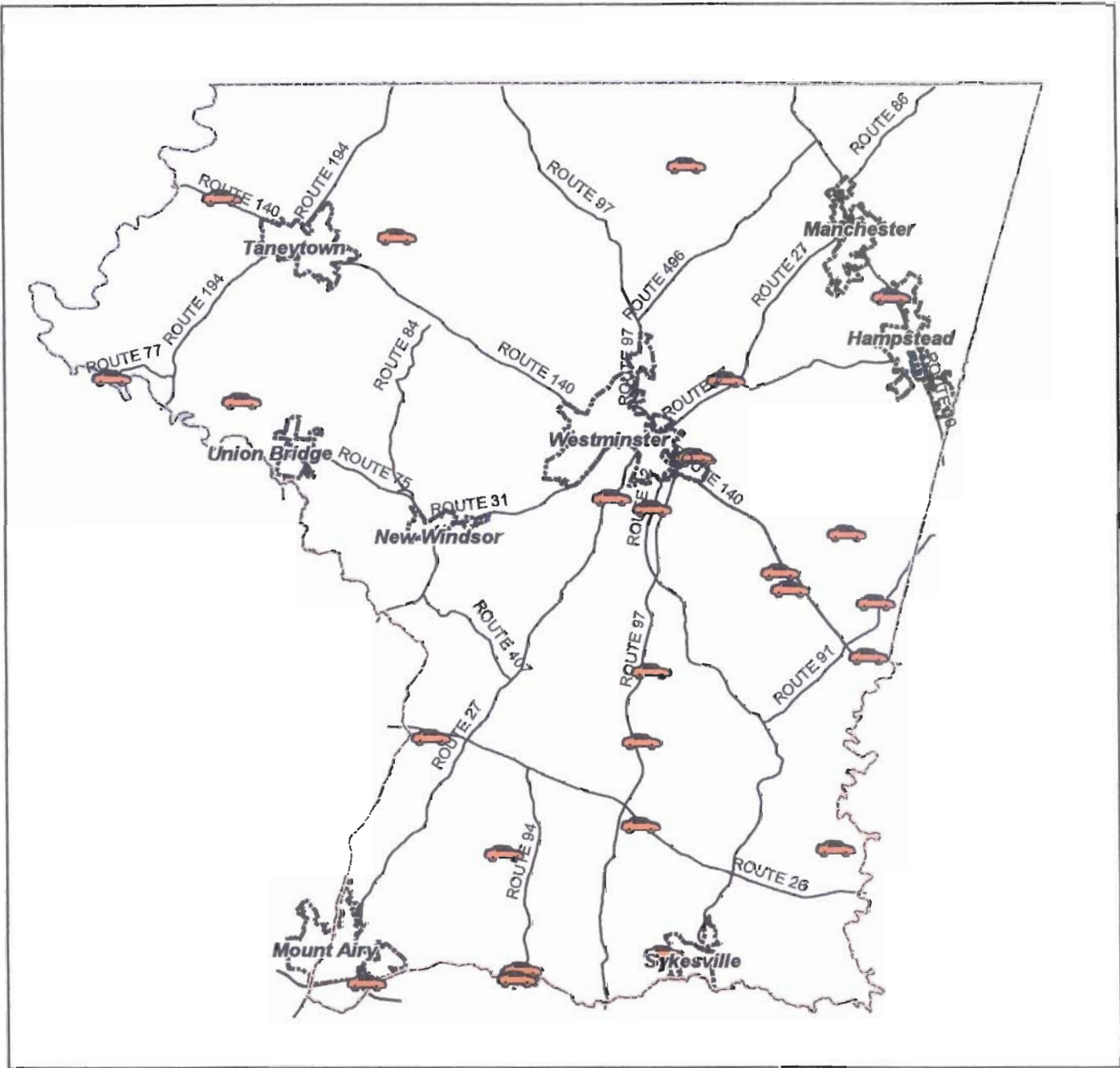


**Legend**


-  Limited Quantity Generator (less than 100 kg per month)
-  Small Quantity Generator (100-1000 kg per month)
-  Large Quantity Generator (more than 1000 kg per month)

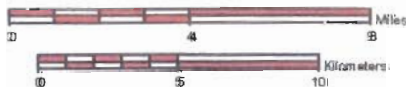
**RCRA Notifiers/Handlers**  
*Carroll County, MD*  
*Ten Year Solid Waste Management Plan*  
*2005*  
*Figure 3-2*



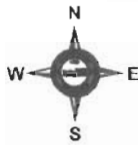
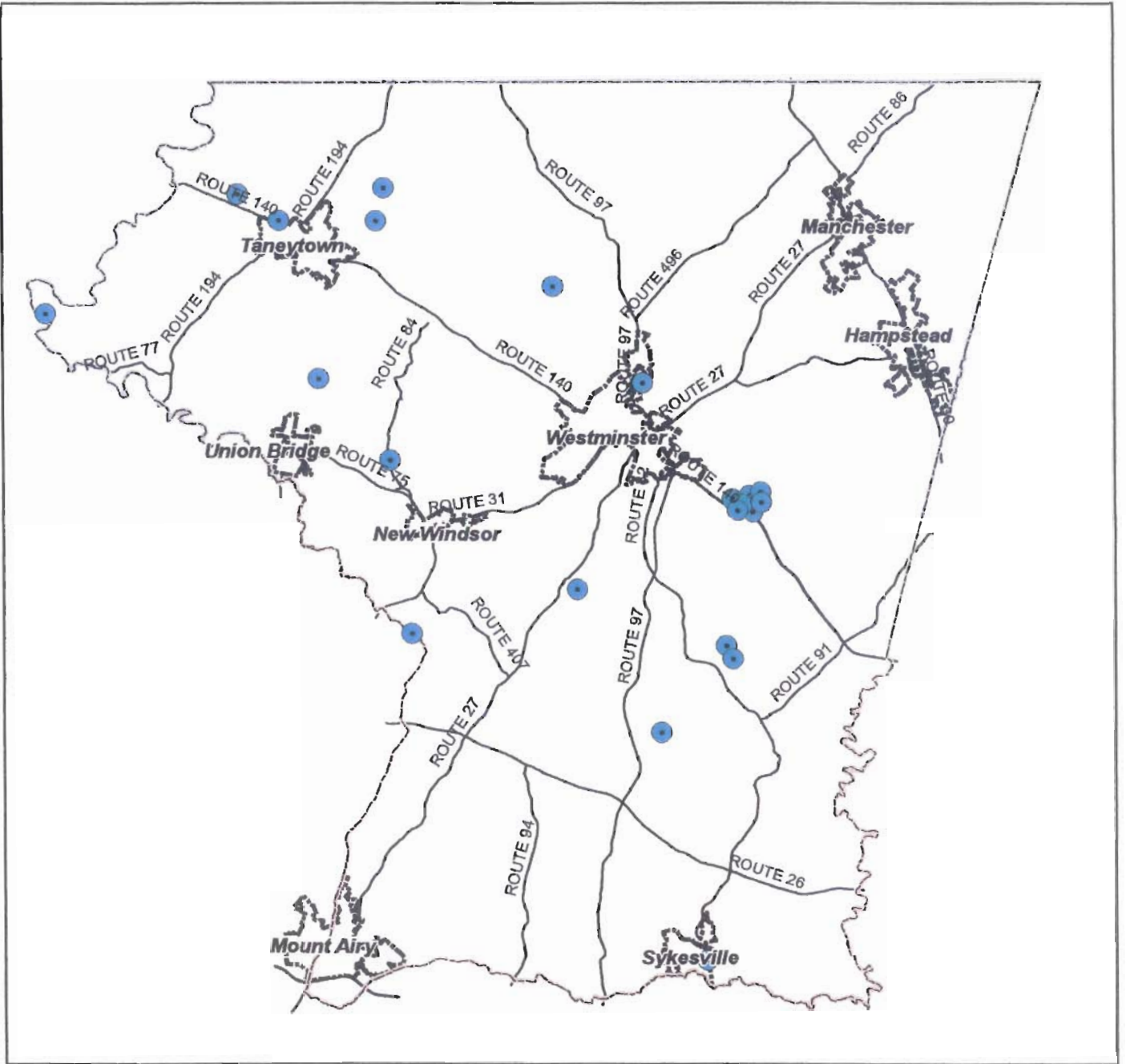


**Legend**

	Automotive Recycler Location
---	------------------------------

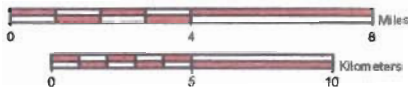


**Automobile Recyclers**  
 Carroll County, MD  
 Ten Year Solid Waste Management Plan  
 2005  
 Figure 3-3

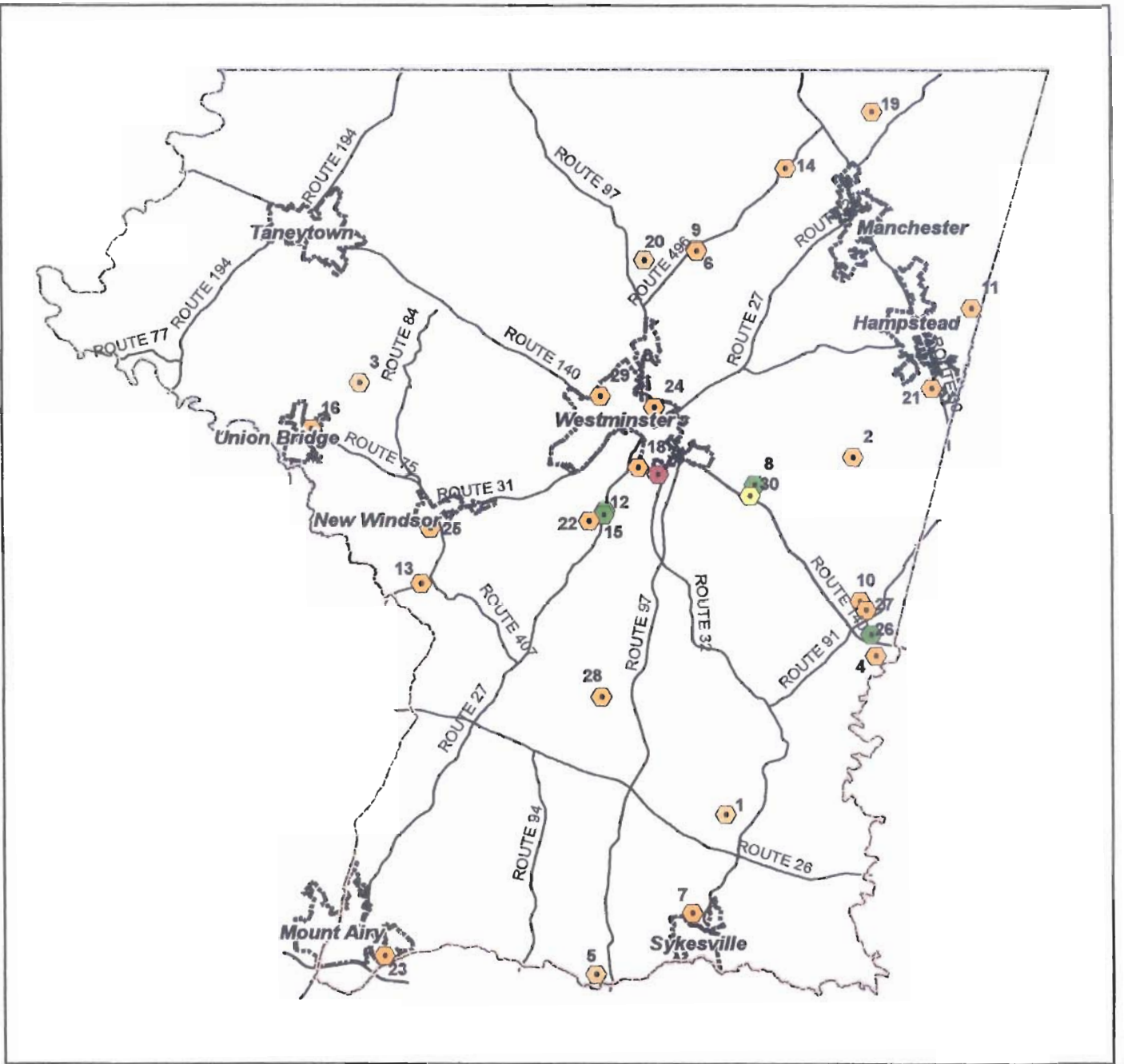


**Legend**

● Sludge Application Site



**Sludge Application Permits**  
*Carroll County, MD*  
*Ten Year Solid Waste Management Plan*  
*2005*  
 Figure 3-4

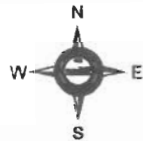
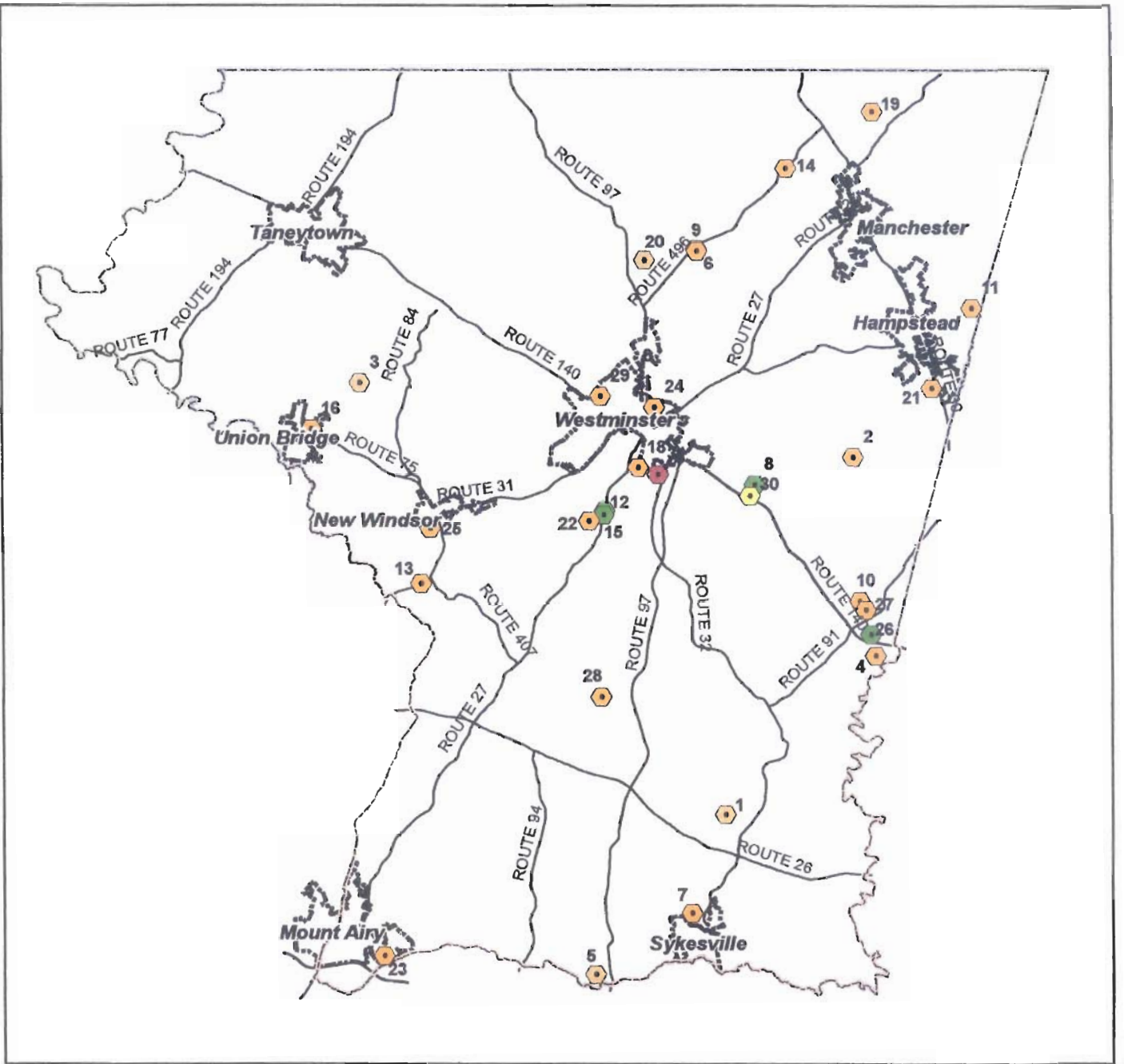


**Legend**

-  Operating
-  Closed
-  Closed and Capped
-  Incinerator
-  Recycling Facility



**Operating and Closed**  
**Solid Waste Facilities**  
*Carroll County, MD*  
*Ten Year Solid Waste Management Plan*  
*2005*  
*Figure 3-5*



**Legend**

-  Operating
-  Closed
-  Closed and Capped
-  Incinerator
-  Recycling Facility



**Operating and Closed  
Solid Waste Facilities**  
*Carroll County, MD  
 Ten Year Solid Waste Management Plan  
 2005  
 Figure 3-5*

## *Legend*

### *Figure 3-5*

<i>Record Number</i>	<i>Facility Name</i>
1	HODGES LANDFILL
2	WEAVER LANE SECURE LANDFILL
3	BARK HILL LANDFILL
4	WILLIAM FABRICK PROPERTY (RESERVIOR AIRPORT)
5	HOODS MILL LANDFILL
6	BACHMAN VALLEY LANDFILL
7	SYKESVILLE LANDFILL
8	NORTHERN LANDFILL (REESE)
9	CARROLL COUNTY TIRE DISPOSAL
10	CONGOLEUM INDUSTRIES
11	GROSS MILL LANDFILL
12	THOMAS, BENNET, & HUNTER RUBBLE LANDFILL #1
13	NEW WINDSOR LANDFILL
14	STATE ROADS (EBBVALE)
15	THOMAS, BENNET, AND HUNTER RUBBLE LANDFILL #2
16	UNION BRIDGE LANDFILL
17	ARRINGTON ROAD LANDFILL
18	WESTMINSTER LANDFILL
19	STONEY LANE
20	JOHN OWINGS LANDFILL
21	BLACK & DECKER (GENERAL)
22	KATE WAGNER LANDFILL
23	MURPHY PROPERTY
24	WESTMINSTER DUMP
25	NEW WINDSOR-SMALL QUARRY FILLED WITH DEBRIS
26	C.J. MILLER
27	PHEONIX RECYCLING
28	OAK TREE ROAD RUBBLE LANDFILL
29	RANDOM HOUSE INCENERATOR
30	NORTHERN LANDFILL RECYCLING CENTER
31	CARROLL COUNTY GENERAL HOSPITAL INCINERATOR